



EUROPEAN  
COMMISSION

Brussels, 19.12.2013  
COM(2013) 915 final

ANNEX 1

**ANNEX**

*to the*

**REPORT FROM THE COMMISSION TO THE EUROPEAN PARLIAMENT AND  
THE COUNCIL**

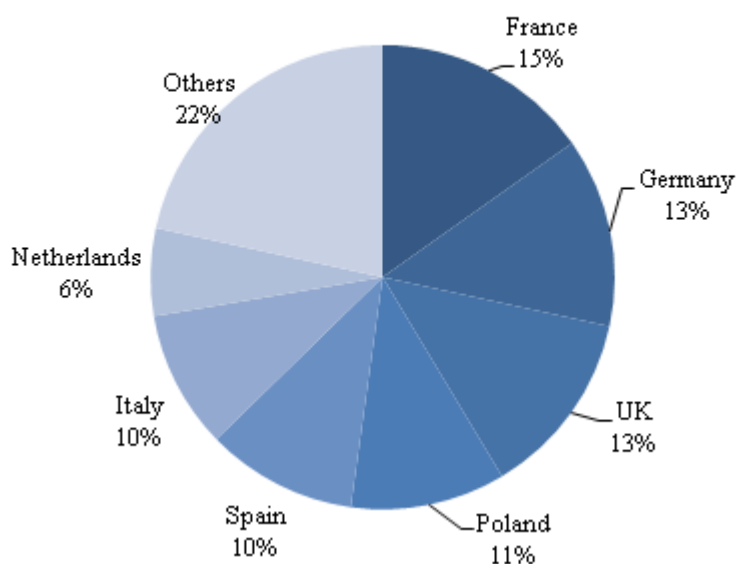
**on the various stunning methods for poultry**

**ANNEX**  
*to the*  
**REPORT FROM THE COMMISSION TO THE EUROPEAN PARLIAMENT AND  
THE COUNCIL**  
**on the various stunning methods for poultry**

**Key economic data of the EU poultry meat sector<sup>1</sup>**

**1. EU PRODUCTION: 12 MILLION TONNES<sup>2</sup>**

**Main EU poultry producers 2010**



Source: AVEC, annual report 2011.

**1.1. Slaughterhouses**

Around 5.300 establishments

No comprehensive list of poultry slaughterhouses / data by throughput are sparse

**1.2. Economic output**

Between 30 to 32.5 billion euros in 2011

**1.3. Number of employees in contact with live animals**

Estimated at 3000 equivalent full time<sup>3</sup>.

---

<sup>1</sup> All data were compiled from the study mandated by the Commission: *Study on various methods of stunning poultry* by Food Chain Evaluation Consortium – Project leader Agra CEAS Consulting – 11/12/2012.

<sup>2</sup> 2010 data in carcass weight.

<sup>3</sup> But most of these employees are part-time workers.

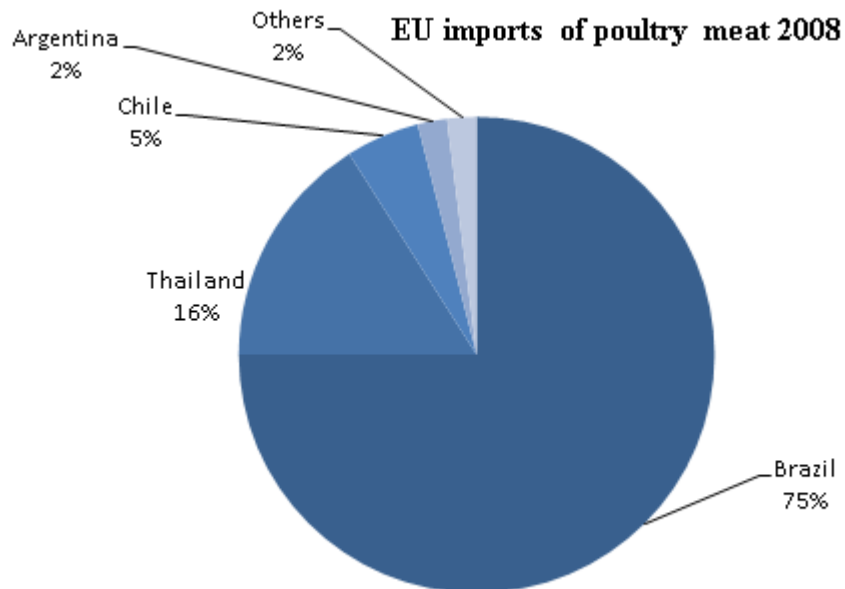
## 2. **EU CONSUMPTION: 11.6 MILLION TONNES<sup>4</sup>**

Consumption per capita of around 23 kg/year

## 3. **EU TRADE**

The EU exports 9% and imports 6% of the EU production<sup>5</sup>

The EU mainly imports breast meat and exports lower value cuts except France with a special export market for whole birds to Saudi Arabia



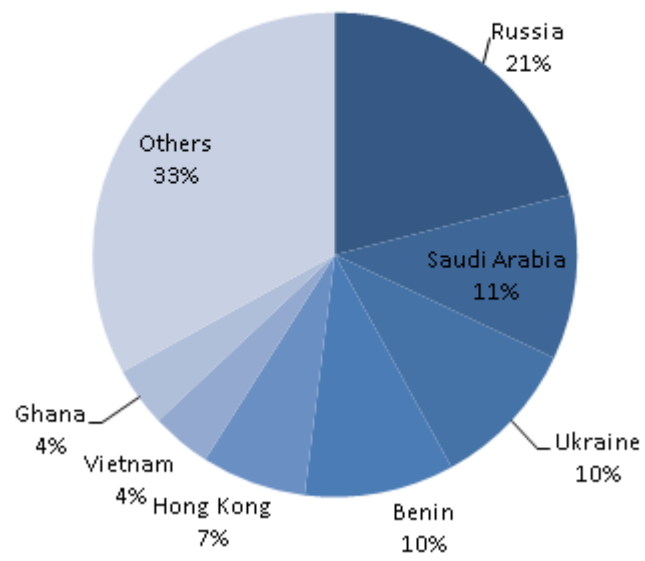
Source: Eurostat.

---

<sup>4</sup> 2009 data.

<sup>5</sup> 2010 data in tonnes. In value exports were in 2010 1.18 billion euros and imports of 1.97 billion euros making respectively around 3.8% for imports and 6.4% for exports of estimated output value of EU poultry slaughterhouses.

### EU exports of poultry meat 2008



Source: Eurostat.