



Brussels, 2.6.2015
SWD(2015) 108 final

COMMISSION STAFF WORKING DOCUMENT

Technical annexes

Accompanying the document

**Annual Report on the implementation of Council Regulation (EC) 866/2004 of 29 April
2004 and the situation resulting from its application**

{COM(2015) 235 final}

ANNEX I:**Overview table summarising the monthly reports of the Turkish Cypriot Chamber of Commerce according to Article 8 of Commission Regulation (EC) No 1480/2004 in EUR**

Traded Products	January	February	March	April	May	June	July	August	September	October	November	December	Total
Aluminium/ PVC Products	4,600	22,120	5,400	2,040	3,600	5,600	6,400	6,000	4,800	6,000	20,280	4,800	91,640
Live Animals/Animal products (fresh fish)	72,102	85,505	81,640	67,802	68,367	74,127	89,666	67,968	72,151	75,434	52,987	42,368	850,115
Building/ Articles of Stone	17,956	11,424	31,162	24,970	17,584	54,865	16,735	1,330	34,188	19,445	24,124	40,804	294,586
Ceramic products/refractory goods	19,229	15,589	6,342	8,457	6,273	4,249	6,614	11,377	11,102	7,772	10,411	13,922	121,336
Chemical Products	0	0	0	0	0	0	0	0	0	0	0	0	0
Electricity	1,200	1,600	0	0	0	1,000	0	0	0	0	0	0	3,800
Earth and stone	0	55	235	0	0	0	0	0	0	0	2,011	0	2,301
Electronic Equipment	1,600	1,200	18,350	0	4,266	300	2,033	1,000	1,000	1,000	1,000	1,000	32,749

Glass and glassware	800	0	0	0	0	0	0	0	150	0	0	0	950
Handicraft products	868	313	0	0	423	504	502	330	1,010	709	58	218	4,935
Iron/Steel	24,050	12,470	31,990	15,340	22,272	14,000	16,150	26,262	16,422	26,474	37,296	23,225	265,951
Miscellaneous/Manufactured articles	21,014	12,879	19,609	37,314	29,181	26,214	27,405	22,584	21,883	26,489	25,468	23,487	293,527
Paintings	0	0	0	0	0	0	0	0	0	0	0	0	0
Paper Products	3,000	7,000	5,200	2,760	8,600	9,900	8,200	4,920	4,920	0	4,100	4,100	62,700
Pastrycooks' products	0	0	5,500	0	0	0	0	0	0	0	0	0	5,500
Plastic Products	146,654	110,503	120,706	124,262	125,197	126,990	131,278	87,952	121,354	102,218	135,193	97,753	1,430,060
Pre-fabricated buildings	150	0	0	120	70	50	0	0	40	200	85	150	865
Prepared Foodstuffs	0	0	0	0	0	0	0	0	0	0	0	0	0
Printed Books, newspapers etc.	4,000	0	3,000	3,300	1,000	0	0	4,900	4,100	10,710	4,100	4,980	40,090
Raw metal	13,070	16,335	10,060	1,380	24,350	6,850	7,575	10,210	6,750	6,550	6,750	7,750	117,630

Saddlery and Harness	0	0	0	0	0	0	0	0	0	0	0	0	0
Textile articles	0	0	0	0	0	0	0	0	0	0	0	0	0
Vegetable residues and by-products	1,600	0	1,600	1,600	0	0	1,400	0	1,500	0	1,200	2,000	10,900
Vegetables	83,390	80,418	45,200	23,200	1,000	4,200	12,000	5,500	0	2,500	0	0	257,408
Water Storage/heating	0	0	0	0	0	0	0	0	0	0	0	0	0
Wood	0	0	0	0	0	0	0	0	0	0	0	0	0
Wooden products/ furniture	1,324	2,600	1,798	1,735	2,506	599	2,457	2,120	2,353	2,080	3,146	1,428	24,146
Total	416,606	380,010	387,792	314,280	314,689	329,449	328,414	252,453	303,723	287,579	328,209	267,984	3,911,189

Source: Turkish Cypriot Chamber of Commerce

ANNEX II:

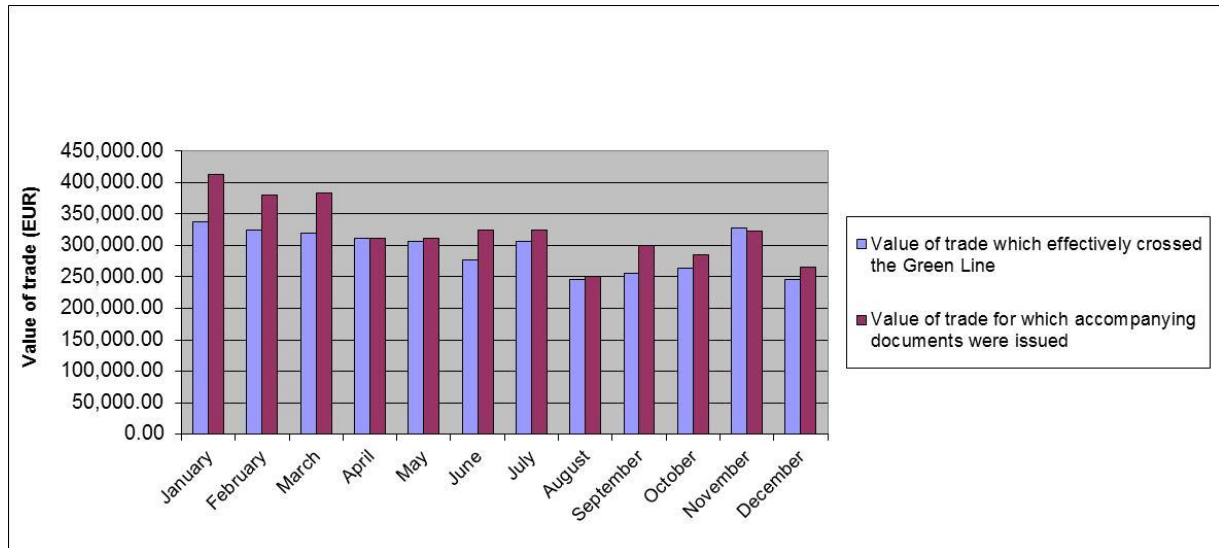
Value of goods crossing the Green Line reported by the authorities of the Republic of Cyprus for 2014

	Total
January	337,708.46
February	323,545.17
March	319,324.28
April	310,983.28
May	306,734.03
June	276,871.29
July	305,747.53
August	245,626.19
September	256,183.95
October	263,391.20
November	327,495.96
December	246,434.00
TOTAL	3,520,045.34

Source: table based on data received from the Cyprus Chamber of Commerce and Industry

ANNEX III:

Value of goods which crossed the Green Line and value of goods for which accompanying documents were issued by the Turkish Cypriot Chamber of Commerce

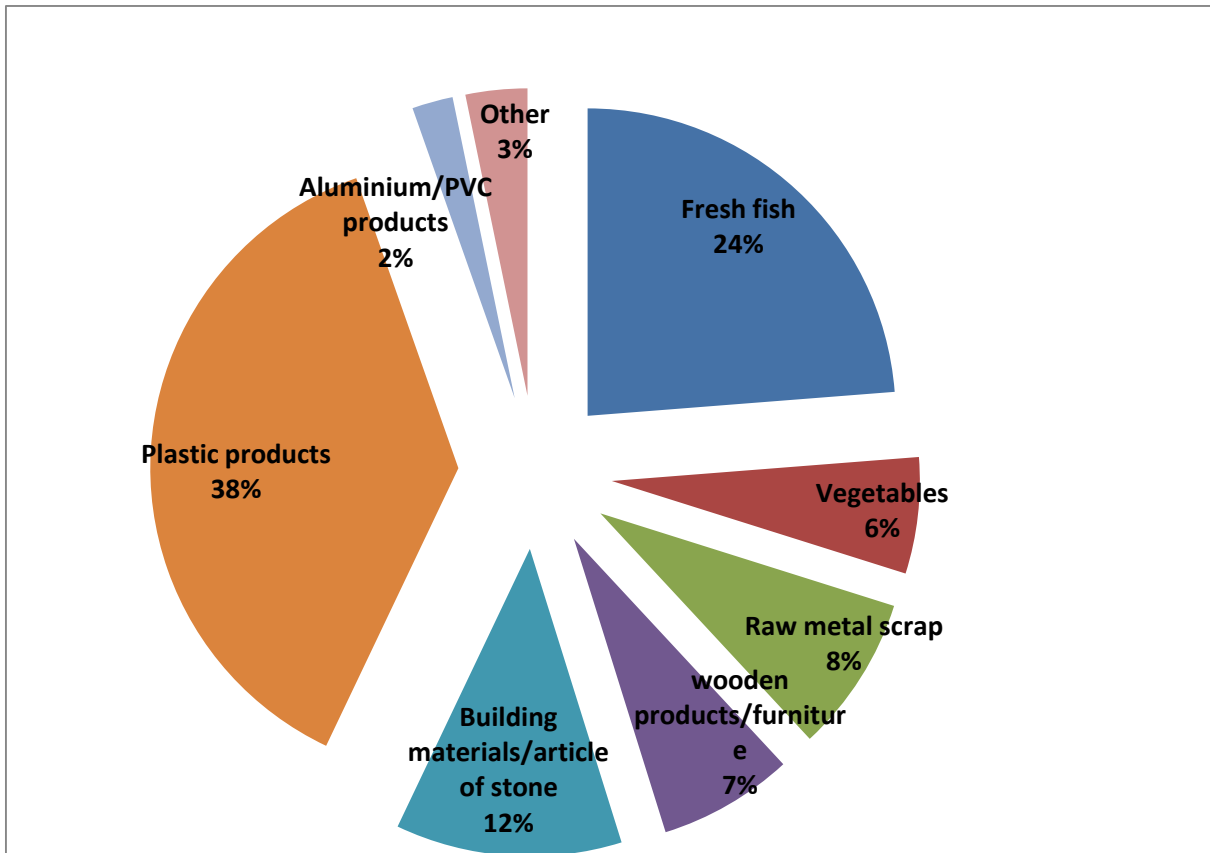


Source

- For the value of goods for which accompanying documents were issued: Turkish Cypriot Chamber of Commerce
- For the value of goods which crossed the Green Line: Cyprus Chamber of Commerce and Industry

ANNEX IV:

Most traded products

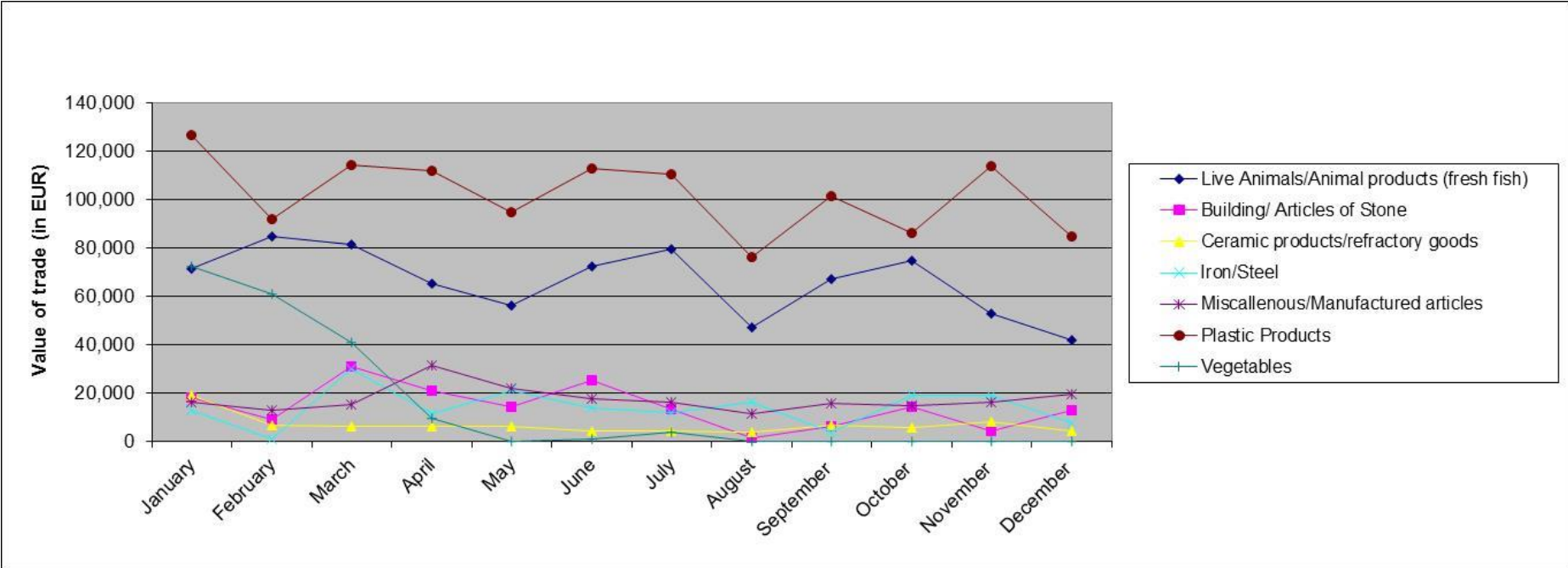


Fresh fish	836,231	24%
Vegetables	215,124	6%
Raw metal scrap	289,923	8%
Wooden products/furniture	249,312	7%
Building materials/article of stone	418,076	12%
Plastic products	1,321,958	38%
Aluminium/PVC products	75,545	2%
Other	113,877	3%
TOTAL	3,520,045	100%

Source: table based on data received from the Cyprus Permanent Representation to the EU

ANNEX V:

Development of most traded goods in 2014 (highest value)



Source: Graph based on data received from the Turkish Cypriot Chamber of Commerce

ANNEX VI

Movement of G/C and T/C persons and vehicles across the crossing points as per Council Regulation (EC) No 866/04 (01/01/2014 – 31/12/2014)						
MONTH	MOVEMENTS OF PERSONS			MOVEMENTS OF VEHICLES		
	GREEK - CYPRIOTS	TURKISH- CYPRIOTS	TOTAL	VEHICLES GCs	VEHICLES TCs	TOTAL
01 / 2014	46198	71470	117668	14988	27336	42324
02 / 2014	39004	67249	106253	13416	25156	38572
03 / 2014	46436	64997	111433	1508	24881	40689
04 / 2014	50748	63816	114564	18007	24707	42714
05 / 2014	52934	78356	131290	17936	28417	46353
06 / 2014	48588	74949	123537	17559	29992	47551
07 / 2014	51769	83954	135723	18587	31263	49850
08 / 2014	57091	77471	134562	20232	29663	49895
09 / 2014	50259	85679	135938	16904	32492	49396
10 / 2014	49768	89818	139586	16307	31945	48252
11 / 2014	47082	78676	125758	14821	29028	43849
12 / 2014	50029	90706	140735	15997	31615	47612
TOTAL	589906	927141	1517047	20562	346495	547057

Source: Republic of Cyprus Police Headquarters, Operations Branch, 15/01/2015

ANNEX VII

Nationality	Number of irregular migrants apprehended after crossing the Green Line¹ (01/01/2014 – 31/12/2014)
Syria	621
Pakistan	60
Iran	44
Georgia	34
India	28
Egypt	16
Somalia	15
Armenia	14
Nigeria	13
Bangladesh	12
Ukraine	12
Iraq	11
Turkey	11
Vietnam	10
China	9
Jordan	9
Republic of Moldova	9
Lebanon	7
Cameroon	6
Sri Lanka	6
Belarus	4
Congo	4
Algeria	3
Palestine ²	3
Russia	3
Serbia	2
Sierra Leone	2
Tunisia	2
Afghanistan	1
Gambia	1
Ivory Cost	1
Kyrgyzstan	1
Libya	1
Mali	1
Morocco	1
Nepal	1
Sudan	1
TOTAL	979

Source: CYPOL and SBAs

¹ These figures include both the 970 irregular migrants apprehended in the government-controlled areas and the 9 irregular migrants apprehended in the SBA.

² This designation shall not be construed as recognition of a State of Palestine and is without prejudice to the individual positions of the Member States on this issue.