



Brussels, 20.6.2016  
COM(2016) 405 final

ANNEX 1

**ANNEX**

*to the*

**REPORT FROM THE COMMISSION TO THE EUROPEAN PARLIAMENT AND  
THE COUNCIL**

**on the implementation of the work under the nuclear decommissioning assistance  
programme to Bulgaria, Lithuania and Slovakia in 2015 and previous years**

## STATUS OF IMPLEMENTATION

*Table A.1 - Kozloduy decommissioning programme - (€ million)*

	Until 2013*	2014	2015
<b>Contributions</b>			
EU	867.7	39.4	40.2
Others	14.9		
<b>EC Commitments</b>			
EBRD	867.7	0	79.6
<b>EC Payments</b>			
EBRD	550.9	79.2	74.9

*Table A.2 - Ignalina decommissioning programme - (€ million)*

	Until 2013*	2014	2015
<b>Contributions</b>			
EU	1367.0	60.6	61.9
Others	33.0		
<b>EC Commitments</b>			
CPMA	630.2	0	113.5
EBRD	736.8	0	9.0
<b>EC Payments</b>			
CPMA	257.0	49.6	52.2
EBRD	729.5	0	0

*Table A.3 - Bohunice decommissioning programme - (€ million)*

	Until 2013*	2014	2015
<b>Contributions</b>			
EU	612.0	30.3	30.9
Others	11.4	-	-
<b>EC Commitments</b>			
EBRD	612.0	0	30.3
SIEA	-	-	0
<b>EC Payments</b>			
EBRD	326.0	35.7	22.6
SIEA	-	-	0

\* Inclusive of energy sector projects.

Table B.1 - Main performance indicators.

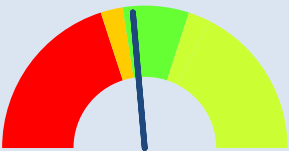
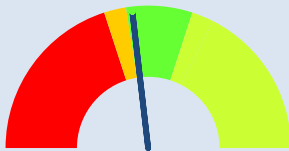
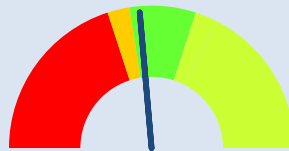
	Kozloduy NPP Units 1-4 <sup>†</sup>		Ignalina NPP <sup>‡</sup>		Bohunice V1 NPP <sup>‡</sup>	
Are the reactor cores defueled?	Y		N	Unit 2	Y	
Are the reactor ponds defueled?	Y		N	Units 1 and 2	Y	
Has a decommissioning license been issued?	Y (Units 1-2) N (Units 3-4)	27 Nov 2014 2016	N		Y	23 Dec 2014
Have the primary circuits been dismantled?	NA to date	0%	NA to date	0%	NA to date	0%
Have the turbine hall systems been dismantled?	N	53% Units 1-2 8% Units 3-4	N	97% Unit 1 15% Unit 2	Y	100%
Have the reactor vessels been dismantled?	NA to date	0%	NA to date	0%	NA to date	0%
Has the decommissioning waste been treated?	N	Metals free-released 608 t	N	Waste free-released 6500 t	N	Conv. waste 50942 t Rad-waste 255 FWP*
Project schedule: are the main milestones, defined in the decommissioning plans, met?	Y		Y		Y	

<sup>†</sup> ref. 30/06/2015

<sup>‡</sup> ref. 30/09/2015

\* FWP = Final Waste Package for radioactive waste disposal

Table B.2 - Additional performance indicators - (€ million).

	Kozloduy NPP Units 1-4	Ignalina NPP	Bohunice V1 NPP
	AWP 2015 [ref. 30/06/2015]	[01/01/2014 - 30/09/2015]	[01/01/2014 - 30/09/2015]
Planned Value (PV)	13.3	206.1	77.6
Earned Value (EV)	12.5	190.0	72.9
Actual Cost (AC)	8.5	181.2	71.6
Schedule performance $SPI = EV / PV$			
Cost performance $CPI = EV / AC$	