



Brussels, 21.12.2020
SWD(2020) 378 final

PART 1/4

COMMISSION STAFF WORKING DOCUMENT
Accompanying the document

Report from the Commission to the European Parliament and the Council
concerning the exchange through the European Criminal Records Information System
(ECRIS) of information extracted from criminal records between the Member States

{COM(2020) 778 final}

1. General principles of the ECRIS system

ECRIS is based on a decentralised architecture, interconnecting the Member States and enabling them to exchange efficiently criminal records information.

- For the purposes of ECRIS, each Member State designates a **Central Authority** (one or more) as a single point of contact and entrusts it with all responsibilities under the Framework Decision 2009/315/JHA.
- Information is exchanged electronically between the Central Authorities of Member States, using a standardised format allowing for an efficient and immediately understandable communication in all EU languages and within **short deadlines of 10 or 20 days**.
- A Member State having convicted a citizen of another Member State is legally obliged to notify through ECRIS, as soon as possible, the information related to the conviction to the Member State(s) of that person's nationality, including subsequent updates (**notifications on new convictions and on updates**).
- The Member State of nationality thus maintains a central repository of all convictions handed down against its nationals by criminal courts in the other EU Member States, in addition to any convictions handed down in the Member State itself. It is then obliged to store and update all information received through ECRIS, and to provide full criminal records information through ECRIS (**replies to requests**) when requested by another Member State (**requests for information**).
- The conviction information must be exchanged for the **purpose of criminal proceedings** and, if so permitted by national law, can be exchanged for **other purposes**, such as administrative procedures, employment, licences, etc.
- Although ECRIS is designed mostly to exchange information concerning EU nationals, it is also possible to exchange information on **third country nationals** and stateless persons (in the following: TCN) through this system. The supplementing legislation establishing a central ECRIS-TCN system to support efficient exchanges through ECRIS on TCN was adopted in 2019¹ and the system is currently under development.

The Member States were obliged to implement the system in legal and technical terms, interconnect electronically with each other, and start exchanges in line with the general principles described above, by 27 April 2012.

2. ECRIS exchanges in numbers

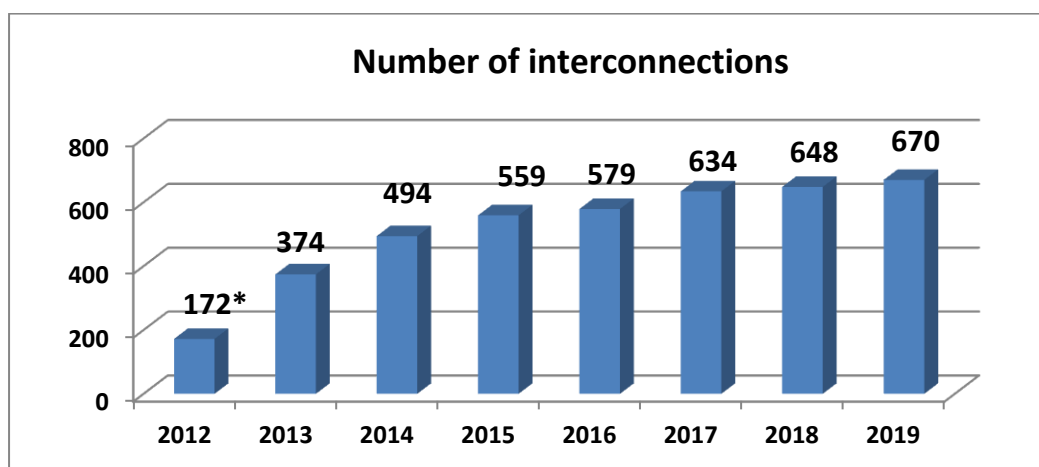
2.1. Connected Member States

The table hereunder shows the history of the Member States' connection to the ECRIS network.

¹ Regulation 2019/816/EU establishing ECRIS-TCN, OJ L 135, 22.05.2019, p. 1; Directive 2019/884/EU amending Council Framework Decision 2009/315/JHA, OJ L 151, 7.06.2019, p. 143.

Month	Year	Live MS	#MS
2012			
Apr	2012	AT CZ DE DK EE ES FR UK EL IE LT LV NL PL RO	15
May	2012	FI	16
Jun	2012	SK	17
Jul	2012	BE and BG	19
Oct	2012	HU	20
2013			
Feb	2013	IT	21
Mar	2013	CY	22
Jul	2013	HR	23
Aug	2013	LU	24
Sep	2013	SE	25
2014			
Apr	2014	SI (test only)	25
2016			
Feb	2016	MT	26
2017			
Jan	2017	SI and PT	28

The graph below illustrates the evolution of the number of interconnections over the eight years of ECRIS operation. The total possible number of interconnections is 756 (27×28)².



*only 8 months of ECRIS activity in 2012

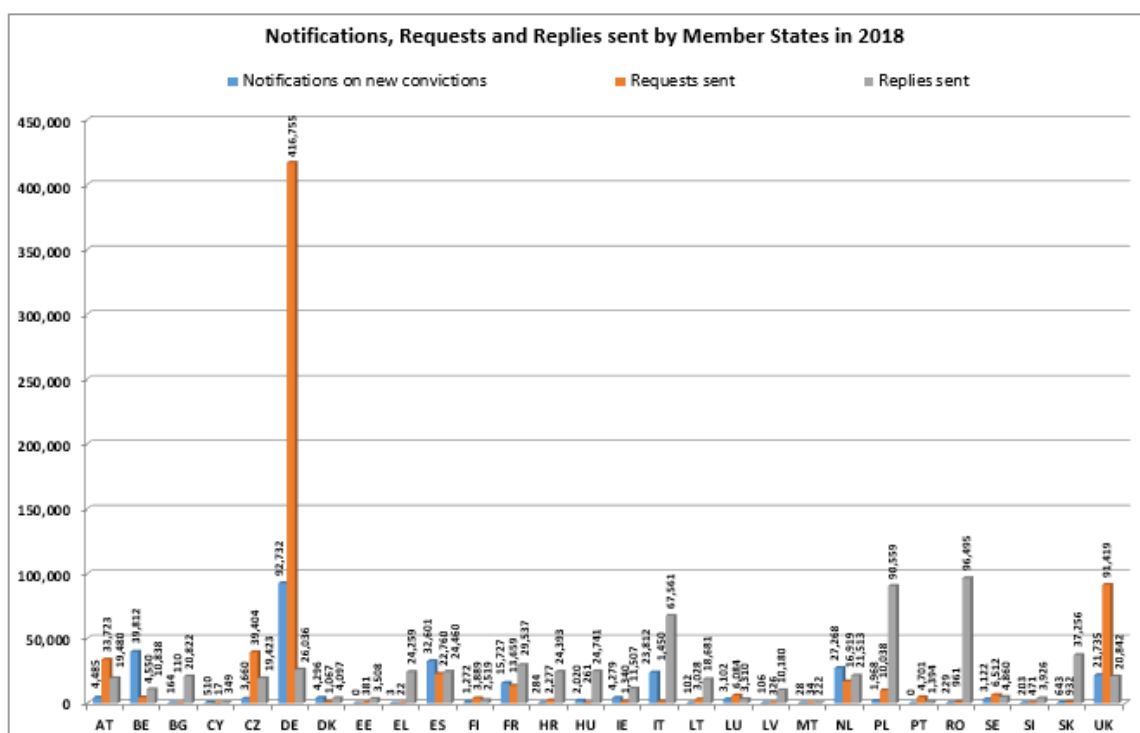
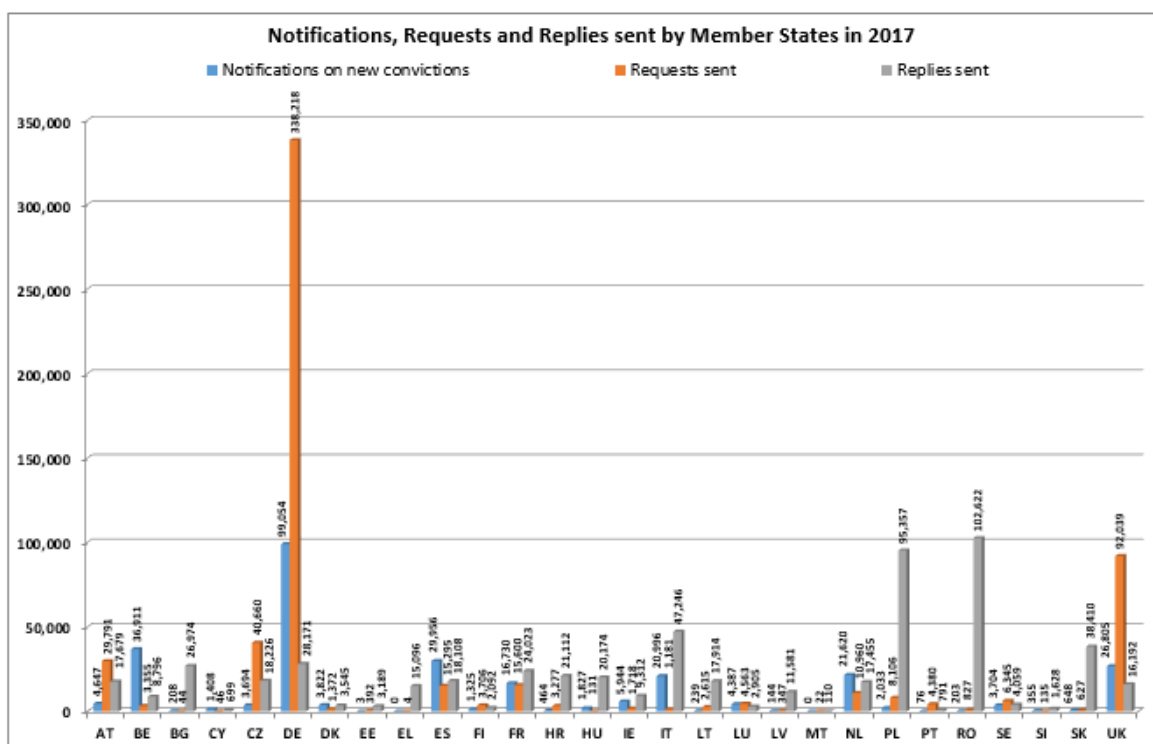
² This amount takes into account 28 Member States.

The table below shows the evolution of the interconnections between Member States over the years, with indication of the year when each mutual interconnection has been established.

Receiver Sender	AT	BE	BG	CY	CZ	DE	DK	EE	ES	FI	FR	UK	EL	HR	HU	IE	IT	LT	LU	LV	MT	NL	PL	PT	RO	SE	SI	SK	Total Connections per MS	
AT		2013	2012	2014	2012	2012	2012	2012	2012	2012	2012	2012	2012	2013	2012	2012	2013	2012	2013	2012	2016	2012	2012		2012	2013	2017	2012	26	
BE	2013		2013	2014	2013	2013	2013	2013	2013	2012	2013	2012	2015	2014	2013	2013	2013	2013	2013	2013	2019	2012	2013		2013	2013	2017	2015	26	
BG	2012	2013		2013	2013	2013	2013	2012	2013	2012	2013	2015	2012	2019	2013	2013	2013	2012	2013	2015		2012	2012		2012	2014		2019	24	
CY	2014	2013	2013		2014	2014	2014	2015	2014	2015	2013	2013	2014			2013	2014	2017	2016	2013		2013	2014		2013	2014		2015	22	
CZ	2012	2013	2013	2014		2013	2013	2013	2012	2014	2013	2016	2014	2013	2014	2013	2013	2014	2013	2014	2020	2013	2012		2013	2014	2017	2016	26	
DE	2012	2013	2013	2014	2013		2012	2014	2012	2014	2012	2012	2015	2014	2014	2014	2013	2013	2013	2014	2018	2013	2012		2014	2014	2017	2015	26	
DK	2012	2013	2013	2014	2013	2012		2012	2012	2013	2012	2013	2014	2017	2013	2013	2013	2013	2013	2014	2018	2012	2012		2013	2014	2017	2014	26	
EE	2012	2013	2012	2015	2013	2014	2012		2012	2012	2012	2012	2019	2016	2013	2012	2013	2013	2013	2012	2019	2013	2013		2015	2014	2017	2015	26	
ES	2012	2013	2013	2014	2012	2012	2012	2012		2012	2012	2012	2012	2013	2013	2012	2013	2012	2013	2014	2018	2012	2012	2017	2012	2013	2017	2014	27	
FI	2012	2012	2012	2017	2014	2014	2013	2012	2012		2012	2012	2015	2014	2014	2013	2014	2012	2013	2014	2018	2012	2014		2013	2013	2017	2015	26	
FR	2012	2013	2013	2013	2013	2012	2012	2012	2012	2012		2012	2013	2014	2013	2013	2013	2012	2013	2014		2012	2012		2012	2014	2017	2014	25	
UK	2012	2012	2015	2013	2016	2012	2013	2012	2012	2012	2012		2012	2015	2013	2013	2013	2012	2017	2012	2017	2012	2012		2012	2013	2017	2015	26	
EL	2012	2015	2012	2014	2014	2015	2014	2019	2012	2015	2013	2012			2020	2014	2019	2015	2015	2015	2020	2012	2012		2012	2014	2020	2018	25	
HR	2013	2014	2019		2013	2014	2017	2016	2013	2014	2014	2015			2016	2014	2015	2016	2016	2015		2014	2014	2019	2015	2014	2017	2017	24	
HU	2012	2014	2014		2014	2014	2014	2013	2013	2014	2013	2013	2020	2016		2013	2014	2013	2013	2015	2020	2014	2013		2015	2014	2017	2016	25	
IE	2012	2013	2013	2013	2013	2014	2013	2012	2012	2013	2013	2013	2014	2014	2013		2015	2012	2012	2012	2016	2012	2013		2012	2013	2017	2013	26	
IT	2013	2013	2013	2014	2013	2013	2013	2013	2013	2014	2013	2013	2019	2015	2014	2015		2013	2013	2013	2020	2013	2013		2013	2014		2015	25	
LT	2012	2013	2012	2017	2014	2013	2013	2013	2012	2012	2012	2012	2015	2016	2013	2012	2013		2013	2012	2019	2012	2012		2012	2014	2017	2015	26	
LU	2013	2013	2013	2016	2013	2013	2013	2013	2013	2013	2013	2017	2015	2016	2013	2013	2013	2013		2014		2013	2013		2013	2014	2017	2015	25	
LV	2012	2013	2015	2014	2014	2014	2014	2012	2014	2014	2014	2012	2015	2015	2015	2012	2013	2012	2014		2015	2012	2013		2013	2014	2017	2015	26	
MT	2016	2019			2020	2018	2018	2019	2018	2018		2017	2020		2020	2016	2020	2019		2015		2018			2019	2019	2018	2019	20	
NL	2012	2012	2012	2013	2013	2013	2012	2013	2012	2012	2012	2012	2012	2014	2014	2012	2012	2012	2013	2012	2018		2012		2012	2012	2014	2017	2015	26
PL	2012	2013	2012	2014	2012	2012	2013	2012	2013	2012	2014	2012	2012	2014	2013	2013	2013	2012	2013	2013		2012			2012	2014	2017	2015	25	
PT										2017																				2
RO	2012	2013	2012	2013	2013	2014	2013	2015	2012	2012	2012	2012	2012	2015	2015	2012	2013	2012	2013	2013	2019	2012	2012			2014	2017	2015	26	
SE	2013	2013	2014	2014	2014	2014	2013	2014	2013	2014	2014	2013	2014	2014	2014	2013	2014	2014	2014	2014	2019	2014	2014		2014		2017	2015	26	
SI	2017	2017			2017	2017	2017	2017	2017	2017	2017	2017	2020	2017	2017	2017		2017	2017	2017	2018	2017	2017		2017	2017		2017	23	
SK	2012	2015	2019	2015	2016	2015	2014	2015	2014	2015	2014	2015	2018	2017	2016	2013	2015	2015	2015	2015	2019	2015	2015		2015	2015	2017		26	

2.2. Number of notifications, requests and replies per Member State

The graphs below illustrate the volumes of notifications on new convictions sent, the requests for information sent and the replies sent for all Member States in 2017 and 2018.

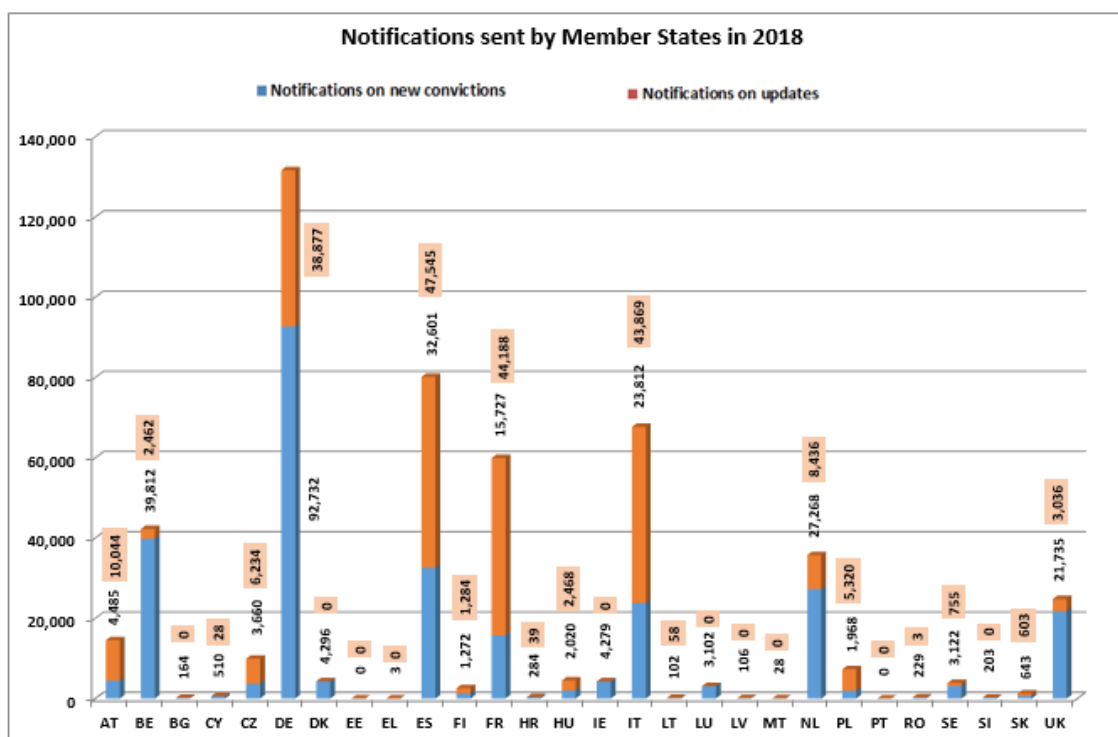
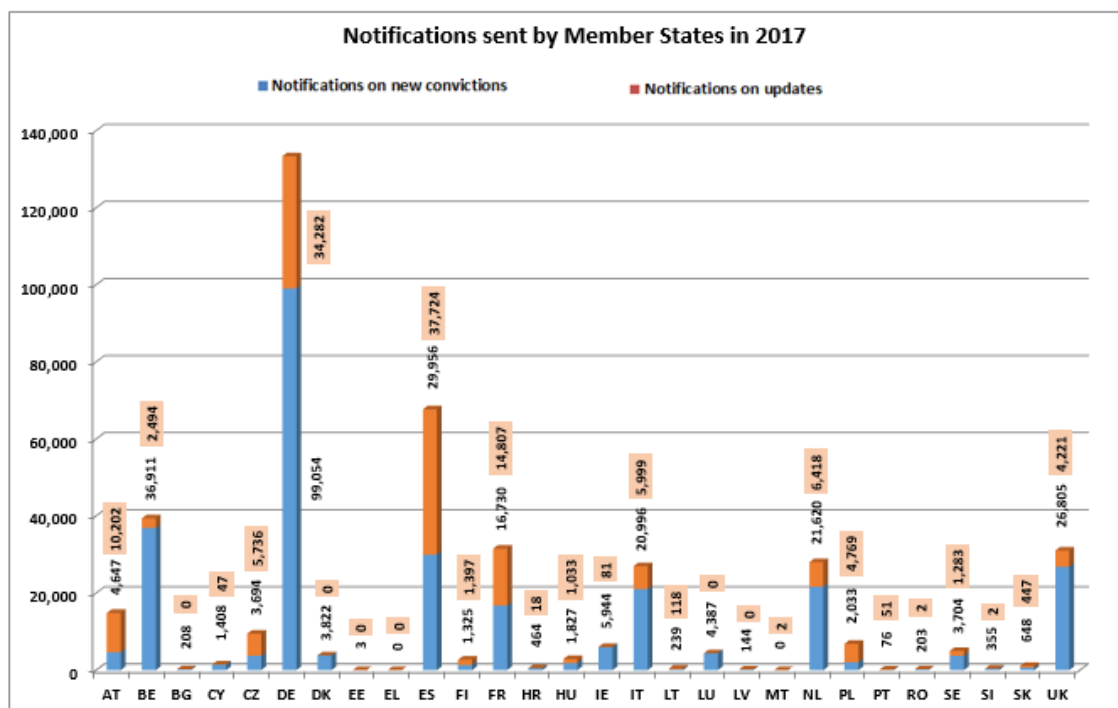


The table below gives an overview of the most active Member States in terms of volume of notifications on new convictions sent, requests and replies to requests, all together and per each category of messages - in the years 2017 - 2019.

2017		2018		2019	
Most active Member States in terms of total volume of notifications, requests and replies sent					
DE	32.2%	DE	33.7%	DE	38.0%
UK	9.3%	UK	8.4%	PL	9.2%
PL	7.3%	PL	6.5%	RO	7.3%
RO	7.2%	RO	6.1%	UK	6.7%
IT	4.8%	IT	5.8%	IT	5.4%
2017		2018		2019	
Most active Member States in terms of notifications sent on new convictions:					
DE	35.7%	DE	33.4%	DE	40.3%
BE	13.3%	BE	14.3%	BE	13.3%
ES	10.8%	ES	11.7%	UK	12.0%
UK	9.7%	NL	9.8%	ES	10.8%
NL	7.8%	IT	8.6%	IT	9.3%
2017		2018		2019	
The most active Member States in terms of issued requests					
DE	57.7%	DE	61.0%	DE	72.0%
UK	15.7%	UK	13.4%	UK	8.8%
CZ	6.9%	CZ	5.8%	CZ	3.7%
AT	5.1%	AT	4.9%	AT	3.6%
FR	2.7%	ES	3.3%	ES	2.4%
2017		2018		2019	
The Member States who responded to the highest number of requests (in absolute terms)					
RO	17.9%	RO	15.5%	PL	19.9%
PL	16.6%	PL	14.5%	RO	17.1%
IT	8.2%	IT	10.8%	IT	10.0%
SK	6.7%	SK	6.0%	HR	6.4%
DE	4.9%	FR	4.7%	SK	4.1%

2.3. Notifications

The graphs below present the volume of notifications issued by the interconnected Member States in 2017 and 2018 sorted by new convictions and updates on previously sent notifications.



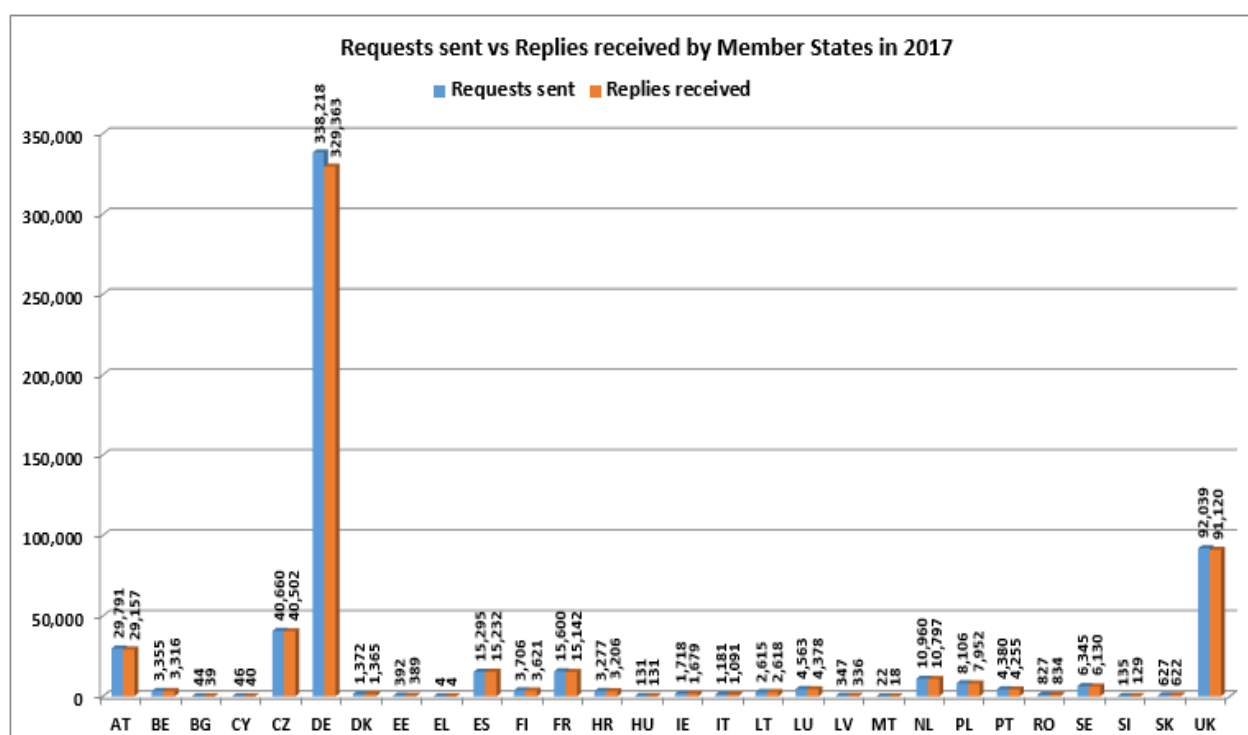
The table below presents the proportion of sent notifications on new convictions and updates during the period of 2012- 2019.

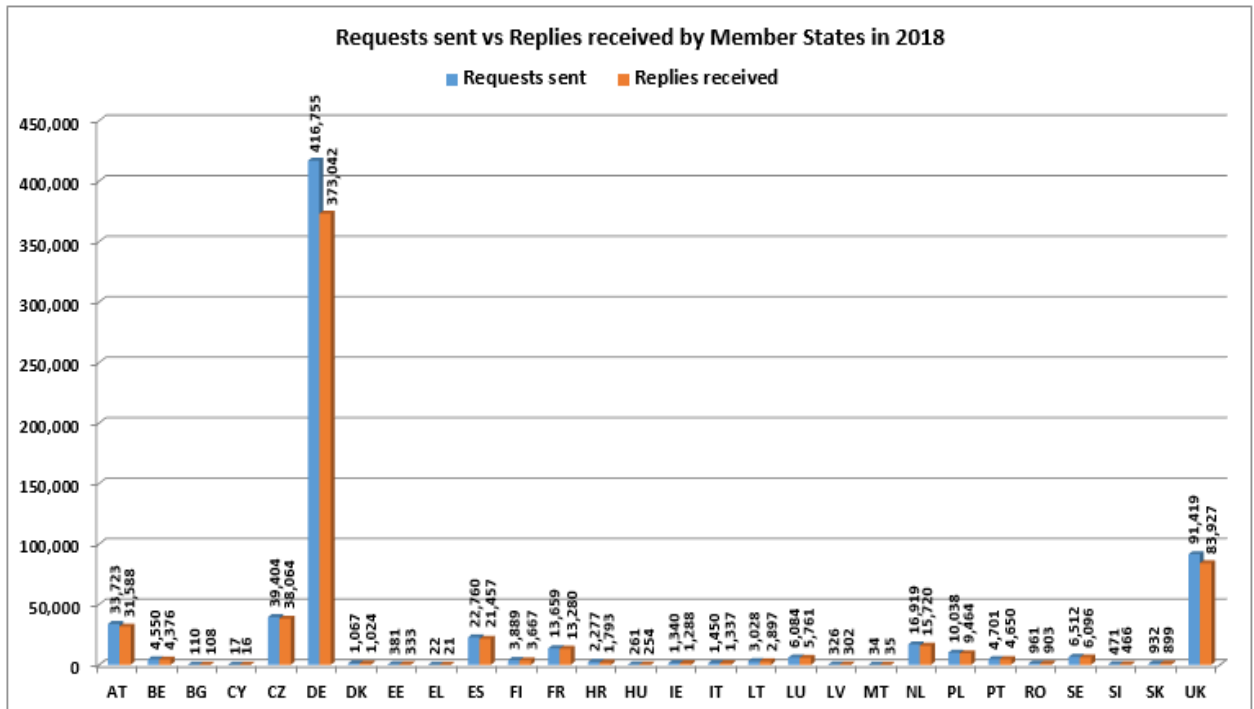
	Notifications															
	2012		2013		2014		2015		2016		2017		2018		2019	
New conviction	51,089	68%	194,040	76%	278,623	76%	320,799	74%	331,878	73%	287,203	69%	284,163	57%	310,916	58%
Conviction update	24,339	32%	60,695	24%	86,954	24%	110,376	26%	121,245	27%	131,133	31%	215,249	43%	229,394	42%
	75,428		254,735		365,577		431,175		453,123		418,336		499,412		540,310	

*only 8 months of ECRIS activity in 2012

2.4. Requests for information

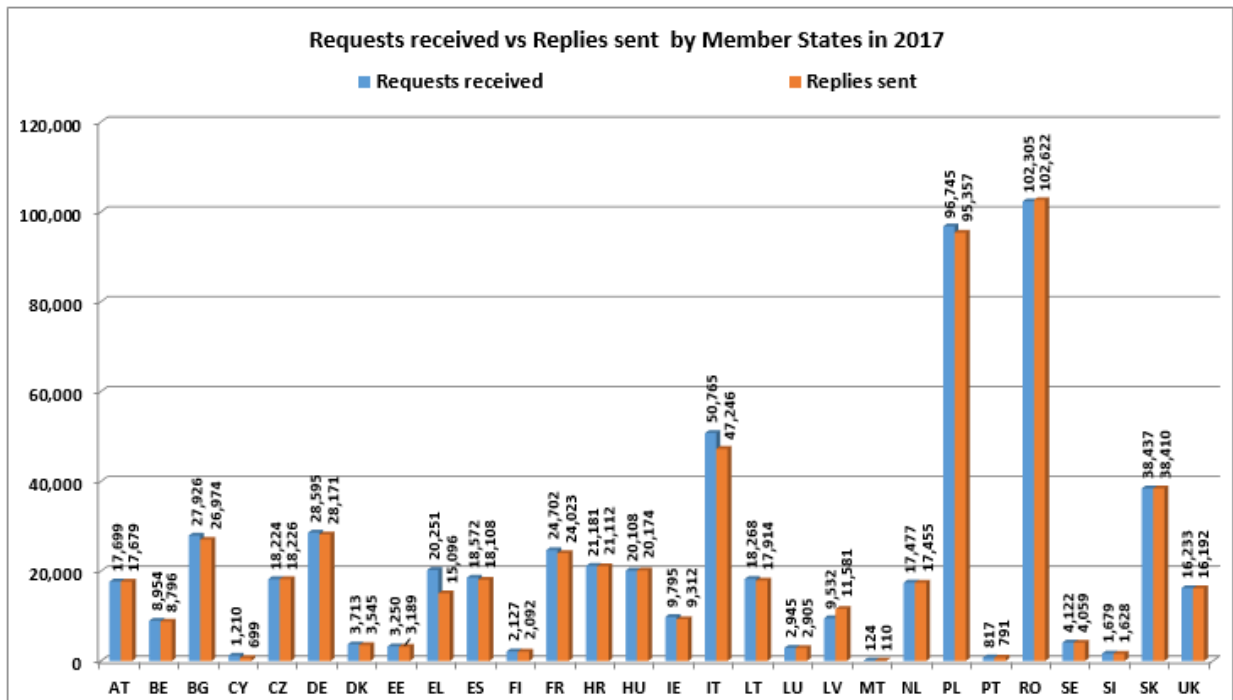
The graphs below compare the volume of requests for information sent by all interconnected Member States in 2017 and 2018 to the volume of received replies to these requests.

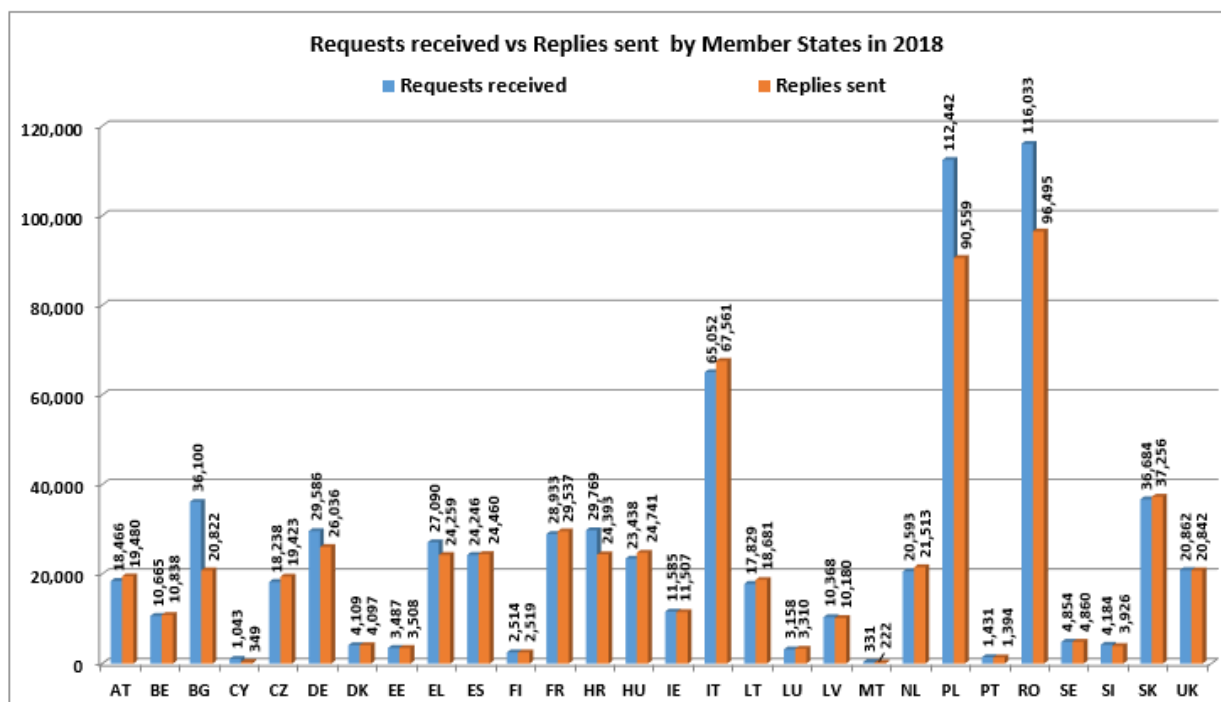




2.5. Replies to requests

The graphs below illustrate the volume of replies sent by all interconnected Member States in 2017 and 2018 in comparison with the volume of corresponding requests for information received by them.





2.6. Replies not meeting legal deadlines

The table below presents an overview for all Member States of the volumes and percentages of replies not meeting the legal deadlines in 2019 in proportion to all the requests received by them, with indication of the replies sent after deadline and of the requests with expired deadline to reply.

Member State	Requests Received	Requests with expired deadline to reply	% of Requests received	Replies sent after deadline	% of Requests received
AT	30,543	0	0.00%	0	0.00%
BE	15,401	333	2.16%	2804	18.21%
BG	58,592	4,563	7.79%	3322	5.67%
CY	1,901	626	32.93%	10	0.53%
CZ	24,738	2	0.01%	0	0.00%
DE	32,813	308	0.94%	98	0.30%
DK	5,510	18	0.33%	15	0.27%
EE	4,545	16	0.35%	2	0.04%
EL	50,658	1,965	3.88%	1393	2.75%
ES	39,308	176	0.45%	0	0.00%
FI	3,763	12	0.32%	18	0.48%
FR	41,379	188	0.45%	14	0.03%
HR	56,112	3,492	6.22%	24603	43.85%
HU	37,356	58	0.16%	9	0.02%
IE	12,929	387	2.99%	274	2.12%
IT	109,270	1,588	1.45%	1202	1.10%
LT	21,994	1,354	6.16%	0	0.00%
LU	4,964	12	0.24%	0	0.00%
LV	13,169	1,779	13.51%	6233	47.33%
MT	646	214	33.13%	35	5.42%
NL	31,032	11	0.04%	1	0.00%
PL	178,986	15,387	8.60%	98919	55.27%
PT	1,893	18	0.95%	10	0.53%
RO	171,911	9,284	5.40%	50292	29.25%
SE	6,600	53	0.80%	97	1.47%
SI	6,529	476	7.29%	1098	16.82%
SK	41,294	6	0.01%	0	0.00%
UK	31,125	37	0.12%	145	0.47%
Total	1,034,961	42,363	4.09%	190,594	18.42%

2.7. Requests for criminal proceedings and other purposes

The table below presents the proportion between number of requests for criminal proceedings and number of requests for other purposes than criminal proceedings sent per year during the whole ECRIS operation period.

	Requests															
	2012		2013		2014		2015		2016		2017		2018		2019	
For criminal proceedings	27,752	88%	104,500	81%	171,286	81%	244,604	84%	279,573	78%	484,462	84%	443,283	66%	515,870	50.3%
For other purposes	3,667	12%	25,125	19%	39,882	19%	45,143	16%	79,112	22%	94,443	16%	230,663	34%	509,248	49.7%
	31,419		129,625		211,168		289,747		358,685		578,905		673,946		1,025,118	

The table below details the volumes of requests per type of purpose for the requests sent for criminal proceedings and for other purposes than criminal proceedings.

Requests for Criminal Proceedings	2017				2018				2019			
		A	B		A	B	A		B			
001000 - criminal proceeding	153,937	31.8%	26.6%		248,867	56.1%	36.9%		504,384	97.8%	49.2%	
001001 - court trial	328,947	67.9%	56.8%	83.7%	192,550	43.4%	28.6%	65.8%	9,299	1.8%	0.9%	50.3%
001002 - the execution of the conviction	1,578	0.3%	0.3%		1,866	0.4%	0.3%		2,187	0.4%	0.2%	
	484,462	100.0%			443,283	100.0%			515,870	100.0%		

Requests for Other Purposes	2017				2018				2019			
		C	B		C	B	C		B			
002000 - non-criminal proceeding from a competent administrative authority	13,592	14.4%	2.3%		14,828	6.4%	2.2%		19,276	3.8%	1.9%	
002001 - obtaining a permit to carry weapons	1,026	1.1%	0.2%		1,196	0.5%	0.2%		5,569	1.1%	0.5%	
002002 - obtaining a hunting license	103	0.1%	0.0%		60	0.0%	0.0%		70	0.0%	0.0%	
002003 - obtaining a fishing license	1	0.0%	0.0%			0.0%	0.0%		1	0.0%	0.0%	
002004 - obtaining a VISA	138	0.1%	0.0%		236	0.1%	0.0%		1,287	0.3%	0.1%	
002005 - obtaining a driving license	73	0.1%	0.0%		174	0.1%	0.0%		243	0.0%	0.0%	
002006 - changing nationality	1,629	1.7%	0.3%		1,700	0.7%	0.3%		4,526	0.9%	0.4%	
002007 - obtaining a permit to use explosives	252	0.3%	0.0%		196	0.1%	0.0%		298	0.1%	0.0%	
002008 - obtaining a detective license	1	0.0%	0.0%			0.0%	0.0%		5	0.0%	0.0%	
002010 - obtaining a broking license		0.0%	0.0%			0.0%	0.0%		1	0.0%	0.0%	
obtaining a license of insurance agent or of brokerage in insurances	3	0.0%	0.0%		2	0.0%	0.0%		3	0.0%	0.0%	
002012 - obtaining a license of advocate	24	0.0%	0.0%		28	0.0%	0.0%		57	0.0%	0.0%	
002013 - obtaining a license of solicitor	1				1				4		0.0%	
002014 - obtaining a flying license	2	0.0%	0.0%		2	0.0%	0.0%		1	0.0%	0.0%	
002016 - obtaining a driving instructor's license	16	0.0%	0.0%		10	0.0%	0.0%		16	0.0%	0.0%	
002018 - obtaining a license for supplying services in regards to excise goods exempted from taxation	18	0.0%	0.0%		25	0.0%	0.0%		19	0.0%	0.0%	
002019 - obtaining a license of a trainer in civil aviation security		0.0%	0.0%		1	0.0%	0.0%		2	0.0%	0.0%	
003000 - employment vetting	940	1.0%	0.2%		1,231	0.5%	0.2%		2,091	0.4%	0.2%	
003001 - employment in relation with children	15	0.0%	0.0%	16.3%	14	0.0%	0.0%	34.2%	2	0.0%	0.0%	49.7%
003002 - employment in relation with disabled persons	12	0.0%	0.0%		3	0.0%	0.0%		4	0.0%	0.0%	
003003 - employment in the public sector	368	0.4%	0.1%		381	0.2%	0.1%		475	0.1%	0.0%	
003004 - employment in the police or law-enforcement authorities	127	0.1%	0.0%		149	0.1%	0.0%		110	0.0%	0.0%	
003005 - employment in airport authorities	818	0.9%	0.1%		901	0.4%	0.1%		1,086	0.2%	0.1%	
003006 - employment in security services (private sector)	631	0.7%	0.1%		396	0.2%	0.1%		627	0.1%	0.1%	
003007 - obtaining a permit to work or familiarise with confidential information	111	0.1%	0.0%		106	0.0%	0.0%		106	0.0%	0.0%	
003008 - obtaining a permit to perform armed/unarmed bodyguard and property protection	9	0.0%	0.0%		3	0.0%	0.0%		1,269	0.2%	0.1%	
003009 - employment as teacher	5	0.0%	0.0%		8	0.0%	0.0%		1	0.0%	0.0%	
003010 - employment as university teacher	1	0.0%	0.0%			0.0%	0.0%			0.0%	0.0%	
003011 - employment as a professional soldier	21	0.0%	0.0%		16	0.0%	0.0%		12	0.0%	0.0%	
003013 - employment professional driver or taxi driver	74	0.1%	0.0%		183	0.1%	0.0%		58	0.0%	0.0%	
003014 - employment as professional job agent or career adviser	1	0.0%	0.0%		4	0.0%	0.0%		7	0.0%	0.0%	
003101 - recruiting a person for professional or organized voluntary activities involving direct and regular contacts with children	7,216	7.6%	1.2%		41,476	18.0%	6.2%		115,425	22.7%	11.3%	
004000 - non-criminal proceeding from the person concerned for information on own criminal record	67,202	71.2%	11.6%		167,329	72.5%	24.8%		356,593	70.0%	34.8%	
005000 - obtaining a permit to stand for elections	13	0.0%	0.0%		4	0.0%	0.0%		4	0.0%	0.0%	
	94,443	100.0%	100.0%	100.0%	230,663	100.0%	100.0%	100.0%	509,248	100.0%	100.0%	100.0%

* The columns marked with **A** give percentage of certain type of requests out of the requests for the purpose of criminal proceedings. The columns marked with **B** give percentage of certain type of requests out of all requests issued. The columns marked with **C** give percentage of certain type of requests out of the requests for other purposes than criminal proceedings.

2.8. Requests concerning EU nationals and TCN

The table below represents the proportion of requests concerning EU nationals, Third Country Nationals and Stateless persons respectively, per year, during the whole ECRIS operation period.

Nationalities in requests																
	2012		2013		2014		2015		2016		2017		2018		2019	
EU nationals	48,632	96%	116,058	89%	188,012	89%	268,973	91%	331,063	91%	538,723	92%	631,898	93%	965,794	93%
TCN	2,269	4%	14,164	11%	23,234	11%	27,704	9%	33,607	9%	46,873	8%	51,085	7%	69,107	7%
Stateless	8	0.02%	49	0.04%	46	0.02%	99	0.03%	81	0.02%	160	0.03%	107	0.02%	60	0.01%
	50,909		130,271		211,292		296,776		364,751		585,756		683,090		1,034,961	

2.9. Replies containing conviction information

The table below shows the proportions of different types of replies sent per year during the whole ECRIS operation period.

Replies to requests																
	2012		2013		2014		2015		2016		2017		2018		2019	
Response: no convictions	31,901	67%	80,926	65%	127,513	62%	180,128	62%	219,983	63%	358,086	62%	424,918	68%	737,131	74%
Response: one or more convictions	14,248	30%	38,251	31%	63,498	31%	92,004	32%	105,860	30%	168,143	29%	153,452	25%	188,153	19%
Denial - not allowed to answer	300	1%	726	1%	3,863	2%	4,371	2%	5,383	2%	7,337	1%	13,214	2%	27,703	3%
Problem: Multiple persons found	443	1%	1,414	1%	6,303	3%	4,156	1%	8,862	3%	21,749	4%	13,001	2%	13,623	1%
Problem: Person deceased	101	0%	30	0%	84	0%	108	0%	159	0%	210	0%	194	0%	209	0%
Problem: Not a national	460	1%	2,839	2%	4,804	2%	9,751	3%	10,428	3%	17,892	3%	17,925	3%	25,312	3%
Problem: Fingerprints do not match main identity	1	0%	4	0%	23	0%	1	0.00%	6	0%	49	0%	64	0%	10	0%
	47,454		124,190		206,088		290,519		350,681		573,466		622,768		992,141	

3. Individual Member States statistics

The tables below present, for each Member State: the number of **convictions of nationals of other Member States** (EU non-nationals) handed down on its territory **versus** the number of **sent notifications on new convictions**; the number of **notifications on updates** on the previously notified convictions; the number of **sent requests for information**; as well as the number of **received requests versus** the number of **sent replies** and the number of **replies sent after deadline** - in the years 2017 - 2019.

The tables for Denmark, Cyprus, Greece, Lithuania and Slovenia do not contain conviction data as these Member States have not provided the Commission with such data.

The information on convictions of EU non-nationals is vital for evaluating whether all their convictions have been notified to the respective Member States of nationality.

In many Member States the volume of notifications on new convictions exceeds the volume of convictions of nationals of other Member States. This disproportion might have been caused by incorrect classification of updates as notifications on new convictions or by sending a large backlog of old notifications in a certain year.

The Netherlands sent data including not only convictions as defined in the Framework Decision 2009/315/JHA, but also other types of decisions in criminal proceedings registered in its criminal records. For France the final statistics on convictions for 2018 and 2019 were not available yet, so the numbers are provisional estimates from the Criminal policy evaluation unit (2018 data) and from the French Criminal Records (2019 data). The conviction data communicated by them cannot therefore serve for the purpose of analysis of the relation between convictions and notifications.

Italy and Poland explained that their high numbers of notifications on updates are due to sending updates related also to old convictions. Under Polish law, older convictions, under fulfillment of conditions stipulated by law, are deleted from the criminal records register and cannot be processed by the Polish Central Authority.

AUSTRIA																					
MS	2017							2018							2019						
	Convictions	Notifications on new convictions	Notifications on updates	Sent Requests	Received Requests	Replies to requests	Late replies	Convictions	Notifications on new convictions	Notifications on updates	Sent Requests	Received Requests	Replies to requests	Late replies	Convictions	Notifications on new convictions	Notifications on updates	Sent Requests	Received Requests	Replies to requests	Late replies
BE	12	11	17	468	15	15	0	18	12	21	636	27	27	0	5	4	13	549	63	63	0
BG	239	249	485	684	1	1	0	252	251	517	904	7	7	0	261	266	514	1015	9	9	0
CY	0	0	1	57	0	0	0	0	0	4	63	0	0	0	1	1	0	158	0	0	0
CZ	152	153	379	1101	653	651	0	161	174	399	1220	599	599	0	149	157	362	1312	651	651	0
DE	654	698	1738	10775	14947	14934	0	733	665	1586	11490	16589	16584	0	682	651	1629	12366	27226	27226	0
DK	4	5	9	238	56	56	0	3	4	6	275	34	34	0	4	1	8	272	112	112	0
EE	2	3	12	149	11	11	0	4	4	14	174	18	18	0	6	6	10	186	22	22	0
EL	20	18	37	301	0	0	0	34	25	43	306	0	0	0	30	26	42	363	0	0	0
ES	15	16	28	683	96	96	0	11	9	45	735	119	119	0	23	20	21	897	136	136	0
FI	5	5	6	141	21	21	0	3	3	5	198	45	45	0	3	3	7	198	27	27	0
FR	27	31	57	1139	457	457	0	19	13	51	1302	314	313	0	22	17	50	1278	511	511	0
HR	360	409	759	804	60	59	0	379	373	840	906	70	70	0	367	407	785	997	68	68	0
HU	441	502	1239	2065	59	59	0	475	516	1254	2395	190	192	1	553	578	1194	2851	41	41	0
IE	4	4	2	147	21	21	0	2	1	4	190	11	11	0	3	5	4	257	30	29	0
IT	129	136	212	2243	31	31	0	136	125	225	2527	52	52	0	157	151	259	2691	71	71	0
LT	54	55	107	228	30	30	0	53	50	80	287	52	52	0	40	41	84	318	37	37	0
LU	2	1	0	185	140	140	0	1	1	2	229	174	173	0	6	5	3	236	113	113	0
LV	11	11	25	159	1	1	0	16	14	38	210	2	2	0	8	11	32	245	14	14	0
MT	0	0	0	16	0	0	0	0	0	0	95	0	0	0	0	0	1	153	0	0	0
NL	44	50	104	612	209	209	1	37	38	89	805	251	252	0	62	66	96	913	270	270	0
PL	284	336	890	1134	284	280	0	331	338	783	1435	262	260	0	362	371	849	1927	433	433	0
PT	23	0	0	0	0	0	0	23	0	0	0	0	0	0	21	0	0	0	0	0	0
RO	1108	1271	2815	3485	25	25	0	1182	1225	2746	3770	48	48	0	1227	1298	2737	4460	40	39	0
SE	7	5	16	250	203	202	0	6	5	13	360	224	224	0	10	11	21	335	258	255	0
SI	134	125	240	471	19	19	0	139	139	252	815	40	40	0	151	160	277	924	50	50	0
SK	484	532	976	1796	52	51	0	435	464	971	1841	75	75	0	449	482	955	2162	97	96	0
UK	21	21	48	460	309	310	0	37	36	56	555	285	283	0	26	24	37	678	306	306	0
TOTAL	4236	4647	10202	29791	17700	17679	1	4490	4485	10044	33723	19488	19480	1	4628	4762	9990	37741	30585	30579	0

	BELGIUM																				
	2017							2018							2019						
MS	Convictions	Notifications on new convictions	Notifications on updates	Sent Requests	Received Requests	Replies to requests	Late replies	Convictions	Notifications on new convictions	Notifications on updates	Sent Requests	Received Requests	Replies to requests	Late replies	Convictions	Notifications on new convictions	Notifications on updates	Sent Requests	Received Requests	Replies to requests	Late replies
AT	31	45	5	15	468	452	2	36	46	0	27	636	636	8	16	39	6	63	549	560	99
BG	2071	2238	110	62	3	3	0	1948	2082	142	134	4	4	0	1679	2158	193	131	8	8	1
CY	8	14	0	0	1	1	0	8	11	0	1	0	0	0	9	11	2	0	0	0	0
CZ	155	159	13	4	150	148	1	108	146	8	11	146	146	0	115	156	21	28	188	191	14
DE	770	802	98	227	3381	3362	24	761	878	74	417	4071	4003	21	530	942	110	436	6473	6557	998
DK	35	57	2	7	55	55	0	27	44	2	11	68	68	0	16	37	9	21	113	114	29
EE	10	19	2	0	9	9	0	15	22	0	1	8	8	0	8	19	1	4	21	21	3
EL	446	478	40	12	0	0	0	438	496	33	11	0	0	0	292	405	46	24	0	0	0
ES	1282	1400	91	90	232	228	0	1264	1516	72	151	328	329	2	1010	1334	164	215	295	296	23
FI	29	27	0	1	27	24	0	27	40	1	8	32	31	0	26	39	3	5	20	18	1
FR	7288	8010	629	1267	1282	1252	7	6885	8583	626	1283	1264	1278	12	4565	9115	852	1491	1673	1677	314
HR	163	167	11	27	9	10	0	131	155	35	27	15	14	0	116	140	15	40	24	23	10
HU	174	184	13	18	1	1	0	167	188	8	13	1	1	0	126	187	22	36	21	21	5
IE	67	94	2	7	41	39	0	48	81	2	16	31	31	0	47	51	7	14	55	55	5
IT	4419	4846	257	95	5	5	0	4149	5015	230	200	31	31	0	3150	4255	492	218	49	49	17
LT	133	158	24	28	36	30	2	128	226	20	50	48	50	2	83	133	20	18	63	63	12
LU	143	195	26	76	646	621	2	194	202	10	94	662	652	4	105	213	14	97	722	724	150
LV	37	54	4	8	3	3	0	46	52	1	10	8	7	1	55	67	12	7	4	5	1
MT	14	0	0	0	0	0	0	12	0	0	0	0	0	0	6	1	0	0	0	0	0
NL	7540	8398	473	945	1520	1499	10	7577	9921	526	1190	2230	2194	30	6038	8273	784	1473	3423	3444	674
PL	2689	3055	214	73	157	154	0	2549	3237	167	125	225	222	0	2147	2854	307	167	553	562	195
PT	1619	0	0	0	0	0	0	1492	0	0	0	0	0	0	1065	0	0	0	0	0	0
RO	5132	5379	396	310	33	34	1	5288	5500	415	612	34	35	3	3958	5404	606	604	36	35	10
SE	46	48	6	16	207	213	2	40	59	0	15	209	208	1	23	39	9	21	219	210	44
SI	22	5	0	4	0	0	0	22	29	0	1	16	16	0	14	24	3	5	10	8	0
SK	691	581	38	2	5	5	0	562	699	49	9	16	16	0	510	606	45	24	8	8	4
UK	431	498	40	61	684	648	4	422	584	41	133	848	858	12	307	435	79	123	876	886	195
TOTAL	35445	36911	2494	3355	8955	8796	55	34344	39812	2462	4550	10931	10838	96	26016	36937	3822	5265	15403	15535	2804

	BULGARIA																				
	2017							2018							2019						
MS	Convictions	Notifications on new convictions	Notifications on updates	Sent Requests	Received Requests	Replies to requests	Late replies	Convictions	Notifications on new convictions	Notifications on updates	Sent Requests	Received Requests	Replies to requests	Late replies	Convictions	Notifications on new convictions	Notifications on updates	Sent Requests	Received Requests	Replies to requests	Late replies
AT	4	4	0	1	684	658	17	5	4	0	7	904	825	127	5	0	0	9	1015	859	99
BE	8	7	0	3	62	59	2	7	6	0	4	134	126	6	4	2	0	8	131	93	13
CY	2	2	0	4	3	3	0	1	0	0	6	2	2	0	0	0	0	6	0	0	0
CZ	1	1	0	0	1987	1949	10	13	13	0	2	2167	1838	249	1	0	0	8	1780	1554	134
DE	27	22	0	12	21822	21026	23	17	15	0	8	30492	14200	1689	34	7	0	25	50821	20862	2439
DK	1	1	0	0	54	56	0	0	0	0	2	25	24	5	0	0	0	7	85	79	14
EE	2	0	0	0	6	6	0	1	0	0	2	6	2	1	0	0	0	6	5	9	4
EL	46	1	0	15	0	0	0	59	16	0	15	0	0	0	78	8	0	26	1	1	0
ES	3	3	0	4	1013	981	1	4	3	0	8	1097	959	119	4	0	0	12	1193	1027	68
FI	0	0	0	1	54	50	0	1	0	0	1	98	89	2	0	0	0	6	80	71	1
FR	9	11	0	1	589	583	11	11	11	0	10	587	560	68	4	0	0	22	698	626	85
HR	1	0	0	0	0	0	0	2	0	0	0	0	0	0	3	0	0	0	0	0	0
HU	0	0	0	0	0	0	0	1	0	0	4	0	0	0	0	0	0	7	24	21	1
IE	3	3	0	0	22	22	1	2	2	0	3	12	11	0	1	0	0	6	23	23	0
IT	9	15	0	0	32	29	0	10	8	0	6	38	36	8	14	4	0	23	43	29	2
LT	1	1	0	0	4	3	0	3	2	0	2	16	16	1	3	1	0	6	17	17	1
LU	0	0	0	0	84	84	0	0	0	0	2	136	122	8	1	0	0	6	83	85	5
LV	1	0	0	0	1	1	0	6	4	0	1	1	1	0	3	2	0	6	1	1	0
MT	0	0	0	0	0	0	0	0	0	0	0	0	0	0	0	0	0	0	0	0	0
NL	13	12	0	0	334	326	6	10	8	0	2	604	556	89	13	0	0	10	642	635	132
PL	11	10	0	1	119	117	1	7	5	0	5	185	168	16	12	2	0	8	385	381	55
PT	0	0	0	0	0	0	0	0	0	0	0	0	0	0	0	0	0	0	0	0	0
RO	68	83	0	0	10	10	0	47	36	0	10	21	15	4	51	8	0	6	14	12	2
SE	2	2	0	1	145	141	2	2	3	0	3	125	125	17	4	1	0	7	139	134	17
SI	1	0	0	0	0	0	0	0	0	0	0	0	0	0	2	0	0	0	0	0	0
SK	8	0	0	0	0	0	0	2	0	0	0	0	0	0	1	0	0	6	2	2	0
UK	26	30	0	1	909	870	25	34	28	0	7	1251	1147	221	40	6	0	12	1416	1096	250
TOTAL	247	208	0	44	27934	26974	99	245	164	0	110	37901	20822	2630	278	41	0	238	58598	27617	3322

MS	CYPRUS																				
	2017							2018							2019						
	Convictions	Notifications on new convictions	Notifications on updates	Sent Requests	Received Requests	Replies to requests	Late replies	Convictions	Notifications on new convictions	Notifications on updates	Sent Requests	Received Requests	Replies to requests	Late replies	Convictions	Notifications on new convictions	Notifications on updates	Sent Requests	Received Requests	Replies to requests	Late replies
AT	-	0	0	0	57	27	0	-	0	0	0	64	17	0	-	0	0	0	158	22	0
BE	-	2	0	1	0	0	0	-	6	0	0	1	0	0	-	1	0	0	0	0	0
BG	-	245	4	3	4	2	2	-	83	1	2	6	4	0	-	83	2	0	6	0	0
CZ	-	2	2	1	63	40	0	-	0	0	0	68	34	0	-	1	0	0	45	22	0
DE	-	5	0	4	181	101	8	-	3	0	0	278	63	0	-	2	0	0	623	337	0
DK	-	1	0	1	1	0	0	-	0	0	0	0	0	0	-	0	0	0	11	1	0
EE	-	4	1	1	1	2	2	-	1	0	0	1	0	0	-	1	0	0	0	0	0
EL	-	519	27	3	0	0	0	-	210	14	2	0	0	0	-	186	17	3	0	0	0
ES	-	0	0	1	26	14	1	-	3	0	0	22	7	0	-	0	0	0	28	7	0
FI	-	0	0	2	15	8	0	-	0	0	0	10	3	0	-	0	0	0	9	4	0
FR	-	7	0	3	321	156	21	-	2	1	0	208	85	0	-	2	0	0	421	113	0
HR	-	0	0	0	0	0	0	-	0	0	0	0	0	0	-	0	0	0	0	0	0
HU	-	0	0	0	0	0	0	-	0	0	0	0	0	0	-	0	0	0	0	0	0
IE	-	6	0	1	7	1	0	-	2	0	0	7	3	0	-	0	0	0	14	0	0
IT	-	6	0	1	0	0	0	-	2	0	0	0	0	0	-	0	0	1	2	0	0
LT	-	18	0	3	7	5	3	-	0	0	1	27	14	3	-	2	0	0	31	9	1
LU	-	0	0	1	0	0	0	-	0	0	0	0	0	0	-	0	0	0	0	0	0
LV	-	9	0	2	2	2	1	-	5	1	0	3	1	0	-	1	0	0	0	0	0
MT	-	0	0	0	0	0	0	-	0	0	0	0	0	0	-	0	0	0	0	0	0
NL	-	3	0	1	19	7	0	-	5	0	0	21	6	0	-	1	0	0	26	7	0
PL	-	36	0	0	94	38	6	-	10	0	2	97	14	1	-	10	0	1	281	70	2
PT	-	0	0	0	0	0	0	-	0	0	0	0	0	0	-	0	0	0	0	0	0
RO	-	376	8	4	12	8	3	-	98	4	7	15	3	0	-	125	2	0	22	2	0
SE	-	2	0	3	101	60	23	-	5	0	0	64	36	23	-	0	0	0	65	21	4
SI	-	0	0	0	0	0	0	-	0	0	0	0	0	0	-	0	0	0	0	0	0
SK	-	17	0	4	0	0	0	-	9	4	1	5	2	0	-	6	0	1	6	0	0
UK	-	150	5	6	299	228	25	-	66	3	2	156	57	1	-	51	0	2	153	52	3
TOTAL	-	1408	47	46	1210	699	95	-	510	28	17	1053	349	28	-	472	21	8	1901	667	10

CZECH REPUBLIC																					
MS	2017							2018							2019						
	Convictions	Notifications on new convictions	Notifications on updates	Sent Requests	Received Requests	Replies to requests	Late replies	Convictions	Notifications on new convictions	Notifications on updates	Sent Requests	Received Requests	Replies to requests	Late replies	Convictions	Notifications on new convictions	Notifications on updates	Sent Requests	Received Requests	Replies to requests	Late replies
AT	47	51	108	653	1101	1101	0	46	52	114	599	1220	1220	0	53	51	101	651	1312	1311	0
BE	11	8	17	150	4	4	0	11	11	17	146	11	11	0	8	7	12	188	28	28	0
BG	229	237	321	1986	0	0	0	269	271	372	2167	2	2	0	251	244	452	1780	8	8	0
CY	1	1	0	63	1	1	0	0	0	1	68	0	0	0	0	0	1	45	0	0	0
DE	94	95	187	1670	13333	13333	0	95	97	213	1652	14505	14502	0	109	106	184	1803	19323	19323	0
DK	6	6	9	75	51	51	0	2	2	3	94	31	31	0	0	0	5	94	82	82	0
EE	2	5	3	58	6	6	0	3	4	4	61	2	2	0	1	1	5	59	17	17	0
EL	8	11	9	264	2	2	0	10	15	23	316	6	6	0	10	10	20	270	1	1	0
ES	14	13	9	504	89	89	0	9	9	7	510	102	102	0	10	9	11	457	132	132	0
FI	2	2	2	76	24	24	0	0	0	0	64	29	29	0	1	1	1	55	21	21	0
FR	16	17	23	663	431	431	0	18	18	50	639	306	306	0	12	9	25	638	486	486	0
HR	28	30	53	339	15	15	0	31	37	36	336	29	29	0	35	38	61	318	27	26	0
HU	63	72	80	928	18	18	0	72	74	108	1045	0	0	0	88	85	119	1063	21	21	0
IE	1	1	1	159	31	31	0	3	2	6	189	25	25	0	5	5	7	197	32	32	0
IT	31	34	57	941	17	17	0	25	24	63	907	11	11	0	29	26	46	963	20	20	0
LT	17	29	30	162	11	11	0	27	41	37	153	17	17	0	29	37	49	171	27	27	0
LU	0	0	0	8	63	63	0	0	0	0	13	144	144	0	0	0	0	10	80	80	0
LV	24	31	57	172	4	4	0	35	38	43	179	2	2	0	39	46	57	198	18	18	0
MT	0	0	0	0	0	0	0	0	0	0	0	0	0	0	0	0	0	0	0	0	0
NL	11	12	23	410	123	123	0	12	13	24	372	168	168	0	13	13	18	368	202	202	0
PL	312	335	549	2482	213	212	0	386	393	654	2583	306	302	0	417	409	571	2665	468	468	0
PT	4	0	0	0	0	0	0	2	0	0	0	0	0	0	2	0	0	0	0	0	0
RO	437	488	478	1515	2	2	0	452	496	656	1749	6	6	0	491	507	665	1738	9	9	0
SE	1	3	13	125	121	120	0	4	12	11	134	124	124	0	5	4	7	116	150	127	0
SI	9	24	9	58	4	4	0	3	9	6	130	17	17	0	9	9	8	92	12	12	0
SK	1976	2145	3682	25849	339	339	0	1939	2013	3761	24065	376	376	0	2108	2108	3678	23292	325	325	0
UK	24	44	16	1350	2225	2225	0	26	29	25	1233	1995	1991	0	36	32	55	1296	1938	1939	0
TOTAL	3368	3694	5736	40660	18228	18226	0	3480	3660	6234	39404	19434	19423	0	3761	3757	6158	38527	24739	24715	0

	GERMANY																				
	2017							2018							2019						
MS	Convictions	Notifications on new convictions	Notifications on updates	Sent Requests	Received Requests	Replies to requests	Late replies	Convictions	Notifications on new convictions	Notifications on updates	Sent Requests	Received Requests	Replies to requests	Late replies	Convictions	Notifications on new convictions	Notifications on updates	Sent Requests	Received Requests	Replies to requests	Late replies
AT	2194	2284	766	14947	10775	10620	48	2145	1988	1087	15570	10504	10387	42	2141	2181	1960	27186	12366	12259	46
BE	571	597	174	3380	227	227	3	614	568	206	3806	364	364	2	639	595	588	6473	436	436	2
BG	8688	8777	2344	21822	12	11	0	9537	8811	2445	28679	8	8	0	10631	10517	3614	50821	25	25	0
CY	16	18	3	181	4	0	0	26	21	7	269	0	0	0	18	19	8	623	0	0	0
CZ	2594	2638	870	13329	1670	1667	1	2697	2506	976	13309	1514	1503	3	3098	3107	1402	19323	1803	1799	3
DK	240	253	65	1390	93	93	0	229	216	104	1464	101	101	0	210	210	206	2556	146	140	0
EE	198	225	126	626	21	21	0	199	200	185	827	34	26	0	208	214	117	1402	38	42	0
EL	3989	4053	975	17559	2	2	0	4147	3740	1199	24170	6	6	0	4322	4403	1442	47026	3	3	0
ES	1456	1472	608	7231	864	857	2	1524	1373	724	10823	1107	1102	1	1664	1821	1171	22772	1782	1774	2
FI	45	44	12	494	176	172	0	61	53	38	747	173	172	0	81	70	12	1577	195	192	0
FR	2546	2602	808	14943	1009	960	1	2647	2443	1365	18064	677	654	1	2927	2955	2622	29492	1153	1122	5
HR	4547	4794	1560	18972	2908	2862	4	5318	5215	1571	27333	1068	1062	2	6143	6022	2022	53129	2426	2404	9
HU	3804	3915	841	13936	17	17	0	3845	3549	1036	16571	8	7	0	3865	3942	1204	29577	44	43	0
IE	126	130	33	806	78	78	0	136	118	24	1134	45	43	0	128	133	54	2360	78	74	0
IT	9079	9266	4477	40708	118	114	0	9794	8789	4629	49057	171	163	14	9761	10120	6714	91014	277	258	2
LT	2188	2319	1271	6996	833	829	2	2279	2082	1159	7169	768	750	5	2300	2349	1724	10824	858	856	4
LU	279	265	56	1965	400	396	0	303	277	66	2195	427	414	1	330	318	116	3301	432	425	0
LV	1391	1513	559	3381	100	91	1	1465	1365	606	4884	74	72	2	1539	1587	748	7335	81	78	0
MT	3	0	0	0	0	0	0	10	12	0	108	3	3	0	7	12	1	183	0	0	0
NL	2455	2600	791	11353	2497	2486	7	2540	2326	831	13528	3113	3063	2	2635	2768	1755	23055	3795	3777	6
PL	24000	23985	9005	64168	2766	2741	3	24488	21778	11423	80546	2270	2224	7	25604	28181	19868	148186	2427	2416	6
PT	1671	0	0	0	0	0	0	1713	0	0	0	0	0	0	1841	0	0	0	0	0	0
RO	23013	24077	7736	66874	109	108	1	23635	22080	7890	78393	103	100	0	25810	26484	9846	130986	203	181	0
SE	184	191	42	1288	808	790	3	204	187	70	1650	722	715	1	230	228	126	3123	802	786	4
SI	477	438	359	669	21	21	0	504	556	125	2335	69	68	0	555	576	123	4186	89	85	0
SK	1653	1712	490	6153	40	40	0	1778	1612	567	6451	63	63	1	1884	1864	491	11190	69	69	0
UK	847	886	311	5047	3049	2968	5	943	867	544	7673	3413	2966	23	930	1038	889	17409	3305	3169	9
TOTAL	98254	99054	34282	338218	28597	28171	81	102781	92732	38877	416755	26805	26036	107	109501	111714	58823	745109	32833	32413	98

	DENMARK																				
	2017							2018							2019						
MS	Convictions	Notifications on new convictions	Notifications on updates	Sent Requests	Received Requests	Replies to requests	Late replies	Convictions	Notifications on new convictions	Notifications on updates	Sent Requests	Received Requests	Replies to requests	Late replies	Convictions	Notifications on new convictions	Notifications on updates	Sent Requests	Received Requests	Replies to requests	Late replies
AT	-	9	0	56	237	234	0	-	15	0	34	275	263	0	-	12	0	112	269	267	0
BE	-	8	0	55	7	5	0	-	10	0	68	11	11	0	-	13	0	113	21	21	0
BG	-	201	0	54	0	0	0	-	218	0	25	2	2	0	-	254	5	85	7	7	0
CY	-	0	0	1	1	1	0	-	0	0	0	0	0	0	-	0	0	11	0	0	0
CZ	-	30	0	51	75	75	0	-	24	0	31	94	94	0	-	29	2	82	94	93	0
DE	-	221	0	93	1376	1298	1	-	212	0	104	1578	1537	2	-	279	13	146	2556	2506	6
EE	-	17	0	55	13	13	0	-	18	0	25	8	8	0	-	20	0	83	27	27	0
EL	-	15	0	56	0	0	0	-	19	0	31	0	0	0	-	26	0	83	0	0	0
ES	-	41	0	54	76	65	0	-	53	0	40	111	108	0	-	81	2	95	103	101	0
FI	-	16	0	59	62	62	0	-	18	0	43	46	46	0	-	42	2	99	57	57	0
FR	-	34	0	58	338	332	0	-	52	0	53	245	247	0	-	49	3	116	461	454	0
HR	-	14	0	14	8	8	0	-	60	0	27	20	20	0	-	58	3	84	4	4	0
HU	-	44	0	51	0	0	0	-	46	0	25	0	0	0	-	49	1	82	19	18	0
IE	-	12	0	51	23	23	0	-	25	0	24	16	16	0	-	28	0	84	55	55	1
IT	-	68	0	53	2	0	0	-	70	0	36	3	3	0	-	110	3	83	4	4	0
LT	-	367	0	67	102	101	1	-	499	0	52	122	119	3	-	606	33	88	105	106	1
LU	-	0	0	52	83	81	0	-	0	0	25	137	133	0	-	3	1	83	82	83	0
LV	-	97	0	58	9	9	0	-	105	0	29	10	10	0	-	150	12	83	15	15	0
MT	-	0	0	0	0	0	0	-	0	0	3	0	0	0	-	0	0	16	0	0	0
NL	-	112	0	72	102	101	0	-	105	0	66	191	182	0	-	137	7	129	158	158	1
PL	-	581	0	80	141	141	0	-	698	0	50	233	226	0	-	940	39	95	417	415	1
PT	-	0	0	0	0	0	0	-	0	0	0	0	0	0	-	0	0	0	0	0	0
RO	-	1269	0	71	8	8	0	-	1388	0	45	8	8	0	-	1489	70	115	27	26	0
SE	-	405	0	122	629	620	4	-	423	0	129	670	663	8	-	663	36	154	644	622	4
SI	-	5	0	15	0	0	0	-	7	0	27	13	13	0	-	4	0	81	10	10	0
SK	-	61	0	15	0	0	0	-	33	0	25	8	8	0	-	34	1	81	3	3	0
UK	-	195	0	59	375	368	1	-	198	0	50	393	380	3	-	255	12	121	358	360	1
TOTAL	-	3822	0	1372	3667	3545	7	-	4296	0	1067	4194	4097	16	-	5331	245	2404	5496	5412	15