

EN

EN

EN



COMMISSION OF THE EUROPEAN COMMUNITIES

Brussels, 20.5.2008
SEC(2008) 1905

COMMISSION STAFF WORKING DOCUMENT

accompanying the

**REPORT FROM THE COMMISSION
TO THE EUROPEAN PARLIAMENT AND THE COUNCIL**

on the flax and hemp sector

{COM(2008) 307 final}

FIGURE 1 – FLAX AREA AND NUMBER OF FARMS IN THE MAIN PRODUCING MEMBER STATES

Member State	Flax area (ha, 2006)	Number of farms (2005)
France	76 278	6 320
Belgium	15 919	2 290
Netherlands	4 366	610
Czech Republic	2 736	110
Poland	2 586	3 320

Source: DG AGRI, Eurostat and AND International

FIGURE 2 – HEMP AREA AND NUMBER OF FARMS IN THE MAIN PRODUCING MEMBER STATES

Member State	Hemp area (ha, 2006)	Number of farms (2005)
France	8 083	840
UK	1 671	140
Romania	1 450	110
Germany	1 233	265
Czech Republic	1 086	10
Poland	762	80

Source: DG AGRI, Eurostat and AND International

FIGURE 3 – EVOLUTION OF FLAX AREAS 1970 – 2006 (source: AND International)

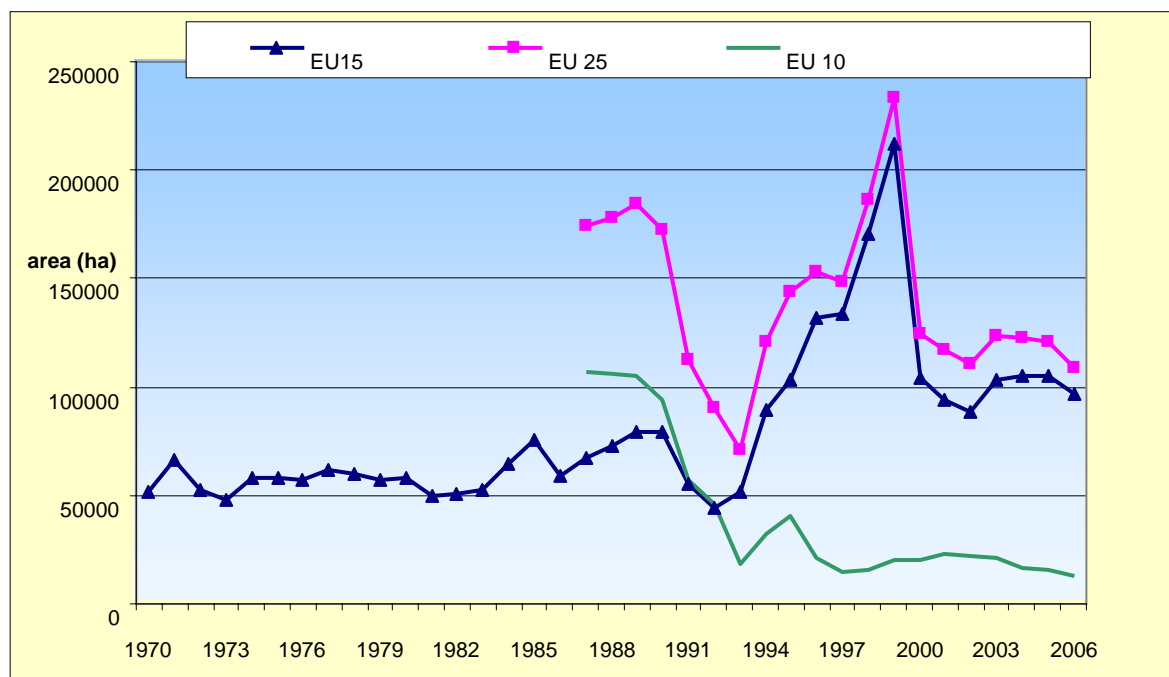


FIGURE 4 – EVOLUTION OF HEMP AREAS 1970 – 2006 (source: AND International)

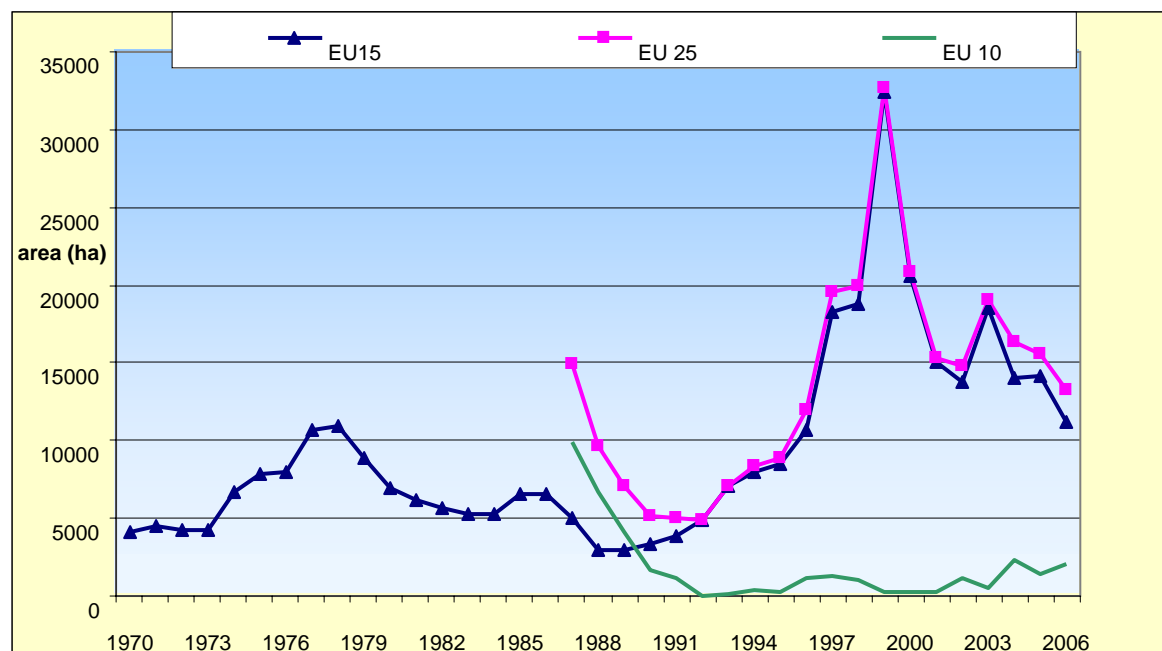


FIGURE 5 – EVOLUTION OF PRODUCTION OF FLAX STRAW 1970 – 2006
(source: AND International)

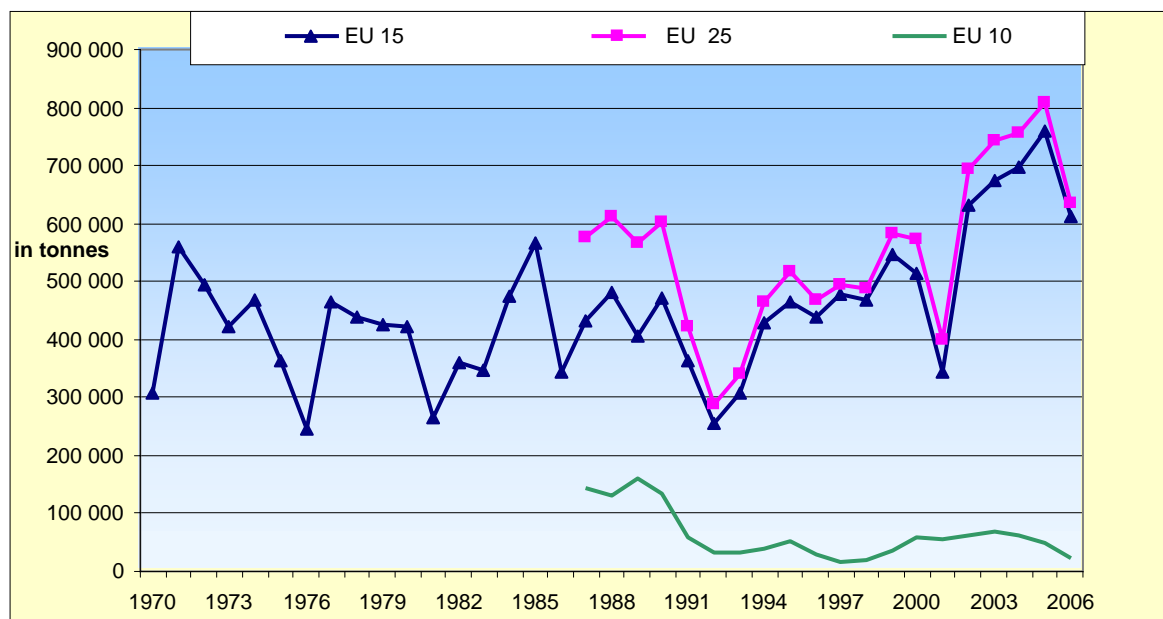


FIGURE 6 – EVOLUTION OF PRODUCTION OF HEMP STRAW 1970 – 2006
(source: AND International)

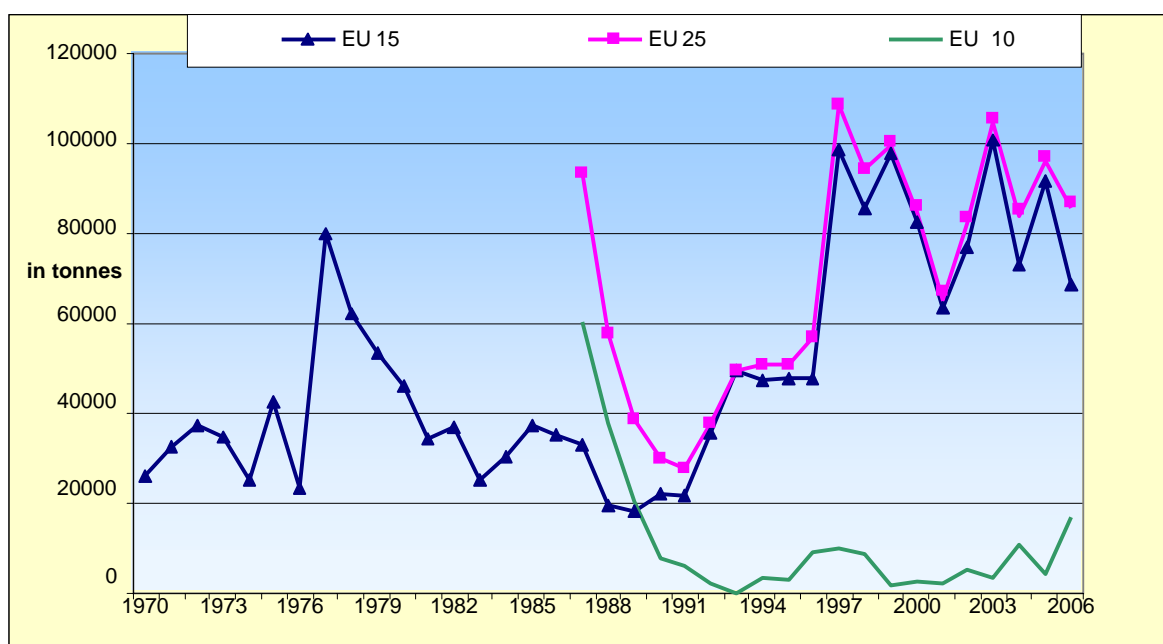


FIGURE 7 – EVOLUTION OF PRICES 1995 – 2005 (source: AND International)

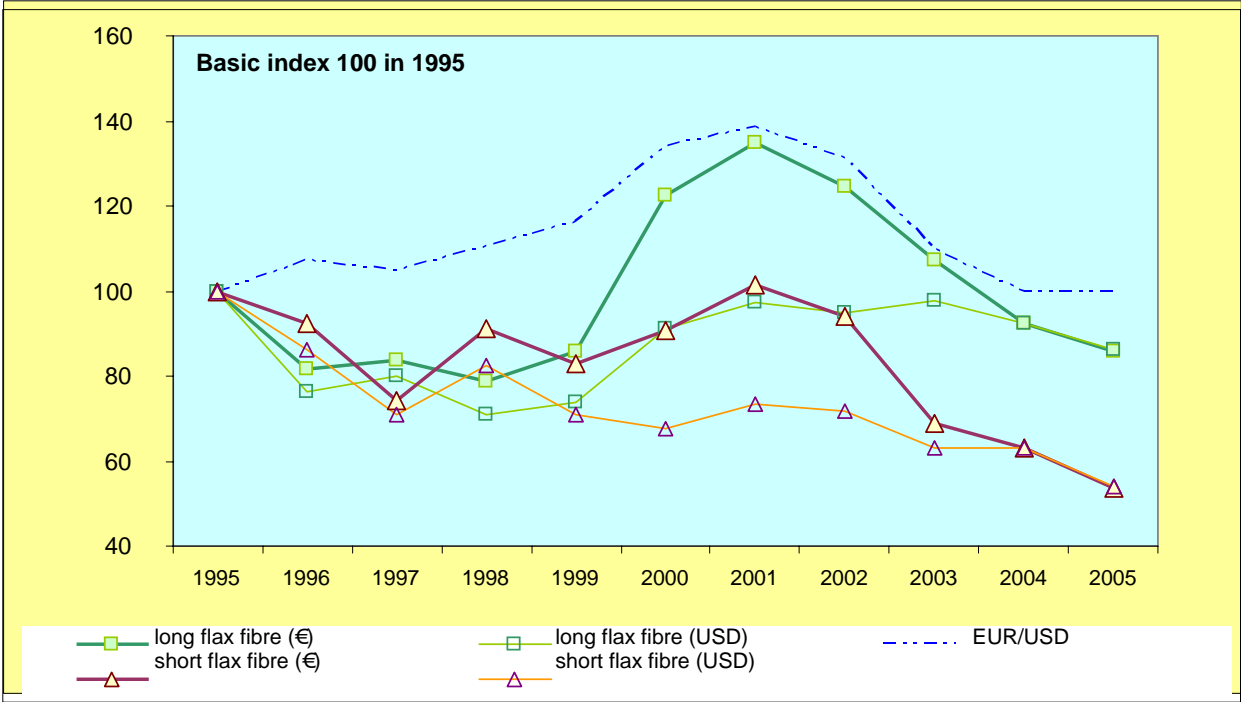


FIGURE 8 – VALUE OF ONE HECTARE OF FLAX BASE ON ESTIMATED PRICES (source: AND International on the basis of French data)

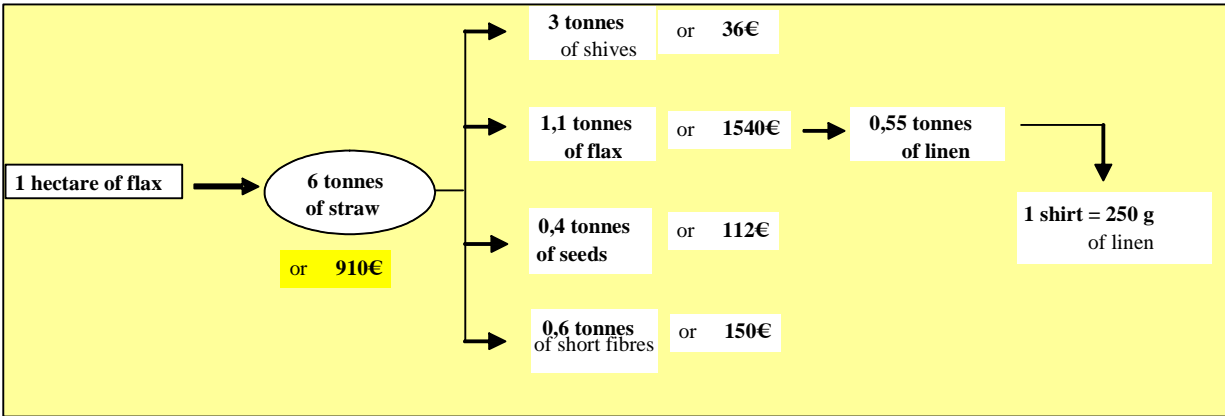


FIGURE 9 – VALUE OF ONE HECTARE OF HEMP BASED ON ESTIMATED PRICES (source: AND International and Nova Institute on the basis of German data)

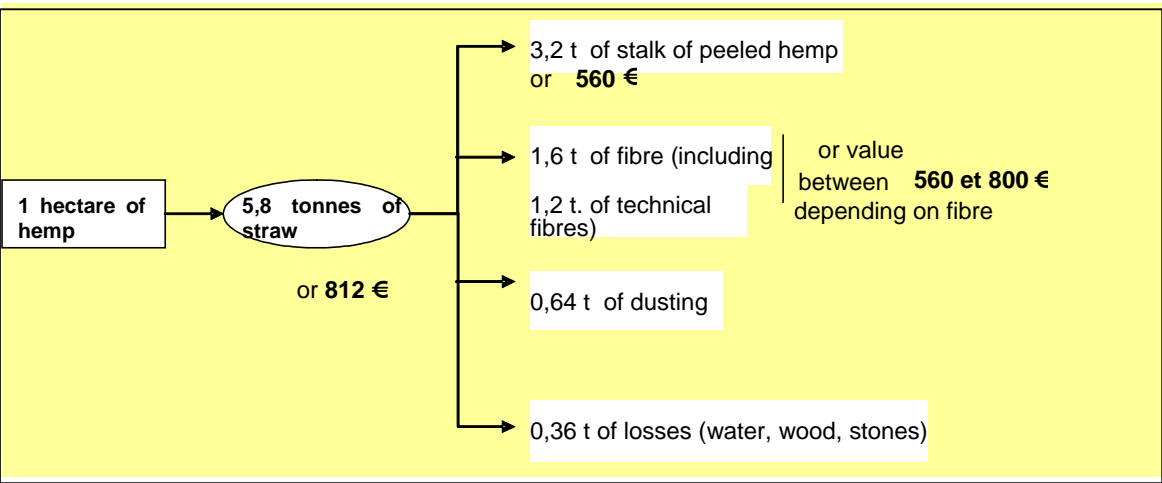


FIGURE 10 – ASSESSMENT OF THE ADMINISTRATIVE COST OF PROCESSING AID FOR FLAX AND HEMP FIBRES

List of measures entailing administrative costs

Information to be notified or tasks to be fulfilled	Producers	Processors	Member States	Commission	Timing / Frequency	compulsory / optional
establishment of a sale/purchase contract	X	X			once	C
application for the authorisation as a primary processor		X			before 31 July	C
authorisation of primary processors			X		once	C
authorised processors apply for aid to MS competent authorities listing sale/purchase contracts and areas covered		X			before 20 September	C
authorised processors keep a detailed register of stocks of straw and produced fibre		X			continuous	C
periodic declarations: quantities eligible for aid, quantities of straw transformed, impurity levels stocks, monthly sales and prices		X	X	X	at the end of each period*	C
information by processors on the use of fibres		X			once a year	C
contracts covering cleaning of short fibres		X	X	X	once a year	C
control of impurity level		X	X		continuous	C
payment of advances			X	X	three times a year	C
payment of aid			X	X	once a year	C
apportionment of quota of 5000 t of short flax and hemp fibres between DK, EL, IE, IT and LU	X		X	X	once a year	C
transfer between NGQ for long and short flax and hemp fibres			X		once a year	C
imports of hemp subject to import licences	X	X			continuous	C
conditions regarding imports of hemp			X		continuous	C
authorisation of hemp varieties with a THC content below 0,2%			X		continuous	C
THC controls covering at least 30% of hemp area			X		once a year	C
calculation of quantities eligible for aid			X			C
calculation of unit quantities			X		before 31 January	C
on-the-spot controls and reports to the Commission			X			C

* marketing year of 22 months is composed of five periods: period I = 01/07-31/12; II = 01/01-30/04; III = 01/05-31/08; IV = 01/09-31/12; V = 01/01-30/04.