

EN

EN

EN



COMMISSION OF THE EUROPEAN COMMUNITIES

Brussels, 16.12.2008

SEC(2008) 3043

Vol. 1

COMMISSION STAFF WORKING DOCUMENT

Accompanying document to the

**COMMUNICATION FROM THE COMMISSION TO THE COUNCIL, THE
EUROPEAN PARLIAMENT, THE EUROPEAN ECONOMIC AND SOCIAL
COMMITTEE AND THE COMMITTEE OF THE REGIONS**

**A MID-TERM ASSESSMENT OF IMPLEMENTING
THE EC BIODIVERSITY ACTION PLAN**

COUNTRY PROFILES

{COM(2008) 864 final}

{SEC(2008) 3042}

{SEC(2008) 3044}

{SEC(2008) 3045}

TABLE OF CONTENTS

INTRODUCTION.....	4
AUSTRIA.....	6
BELGIUM.....	23
BULGARIA	41
CYPRUS	56
CZECH REPUBLIC	74
DENMARK.....	95
ESTONIA.....	115
FINLAND	134
FRANCE.....	153
GERMANY.....	168
GREECE	189
HUNGARY	206
IRELAND	223
ITALY.....	240
LATVIA	256
LITHUANIA.....	273
LUXEMBOURG.....	286
MALTA.....	298
NETHERLANDS.....	313
POLAND.....	334
PORTUGAL.....	350
ROMANIA.....	366
SLOVAKIA	379
SLOVENIA.....	394

SPAIN 411

SWEDEN 431

UNITED KINGDOM..... 448

List of key information sources..... 468

INTRODUCTION

In its 2006 Biodiversity Communication¹ the Commission has undertaken to provide a mid-term review on delivery of the EC Biodiversity Action Plan (BAP). As most of the actions in the Biodiversity Action Plan are addressed at both EC and Member States levels effective delivery of the EU 2010 biodiversity target and Biodiversity Action Plan requires close co-operation between the Commission and Member States.

The Nature Directors of the Member States have underlined the need to avoid duplication and to build on existing reporting obligations. They emphasised that a flexible and efficient approach to monitor the implementation of the BAP was necessary and that reporting and monitoring should focus on strategic information and the targets of the BAP. They stated that any reporting system on the implementation of the BAP should, as far as possible, also be based on indicators such as the Streamlining European 2010 Biodiversity Indicators (SEBI) indicator set, while recognizing the constraints due to data availability in this regard.

In response, the Commission aimed to provide focused reporting while at the same time minimising the burden of information. The following approach was taken. 'Fit-for-purpose' information that could easily be collated, while still allowing for meaningful interpretation, was identified, making use of all relevant available information streams. A list of key information sources is presented as an Appendix. Use was also made of SEBI 2010 indicators as well as other reporting formats/obligations (e.g. EC and Member State Reports for Convention on Biological Diversity).

The focus of the country reporting was to be at the level of objectives and targets and not at the level of individual actions, unless such actions only or mainly related to Member States. In this way it was possible to compile a large amount of country information from existing information systems. However, for a limited number of key issues, information was not already available and a request was sent to the Nature Directors of the Member States in January 2008 in the form of a questionnaire, inviting them to provide the Commission with information for those gaps already identified.

All but six Member States² responded to the Questionnaire. The Commission then compiled country profiles for all Member States, with the assistance of a consultancy contract. These country profiles have then been sent to the Member States for verification and to give them an opportunity to provide supplementary information where appropriate. All but three Member States³ verified their country profiles. The evaluation arising from this information collecting exercise provides the basis for the country profiles presented in this report.

These assessments aim to cover the period since adoption of the 2006 Biodiversity Communication up to the end of 2008. The presentation of information in the country profiles on the allocations of funds to nature and biodiversity under different Community programmes are preliminary, some of them (e.g. rural development expenditure) originate from Member States and will be in need for further evaluation and compared further with the final adopted programmes.

¹ COM(2006) 216.

² Greece, Italy, Luxembourg, Malta, Portugal, Slovakia.

³ Estonia, Italy and Romania.

These summaries represent the first national assessments on implementation of key provisions of the EU Biodiversity Action Plan, and are valuable indication on how the Member States are delivering on their part of the EU Biodiversity Action Plan.

AUSTRIA

Competent authority(ies) for nature & biodiversity:

Federal Environment Ministry (biodiversity) & the 9 regions of Austria (nature conservation)

Federal level:

<http://umwelt.lebensministerium.at/>

<http://www.umweltbundesamt.at/>

Regional level:

Niederösterreich

<http://www.noel.gv.at/Umwelt/Naturschutz.html>

Steiermark

<http://www.verwaltung.steiermark.at/cms/ziel/9926/DE/>

Tirol

<http://www.tirol.gv.at/themen/umwelt/>

Wien

<http://www.wien.gv.at/index/natur.htm>

Oberösterreich

http://www.land-oberoesterreich.gv.at/cps/rde/xchg/SID-3DCFCFC3-61071DAE/ooe/hs.xsl/661_DEU_HTML.htm

Kärnten

<http://www.ktn.gv.at/?Slid=65>

Vorarlberg

http://www.vorarlberg.at/vorarlberg/umwelt_zukunft/umwelt/natur-undumweltschutz/start.htm

Salzburg

<http://www.salzburg.gv.at/themen/nuw.htm>

Burgenland

<http://www.burgenland.at/natur-umwelt/landwirtschaft>

Most recent national/subnational biodiversity strategy/action plan:

Latest review of the implementation of biodiversity strategy/action plan:

Alignment with EU biodiversity plan:

<http://www.cbd.int/doc/world/at/at-nbsap-01-en.doc>

Alignment with EU 2010 Biodiversity Indicators (SEBI 2010):

Key sources of official nature & biodiversity information used for evaluation:

➤ See data sources at end of this document

SUMMARY OF PROGRESS IN DELIVERY OF OBJECTIVES OF EU BIODIVERSITY ACTION PLAN

A. POLICY AREA 1: BIODIVERSITY IN THE EU

1. To safeguard the EU's most important habitats and species.

Natura 2000 sites (terrestrial) (A.1.1, A.1.2 & A.1.4)

	<i>Number of sites</i>	<i>Area (km²)</i>
Total SCIs/SACs (Habitats Directive)	168	8 889
SCIs/SACs with marine component (Habitats Directive)	N/A	N/A
Total SPAs (Birds Directive)	98	9 744
SPAs with marine component (Birds Directive)	N/A	N/A

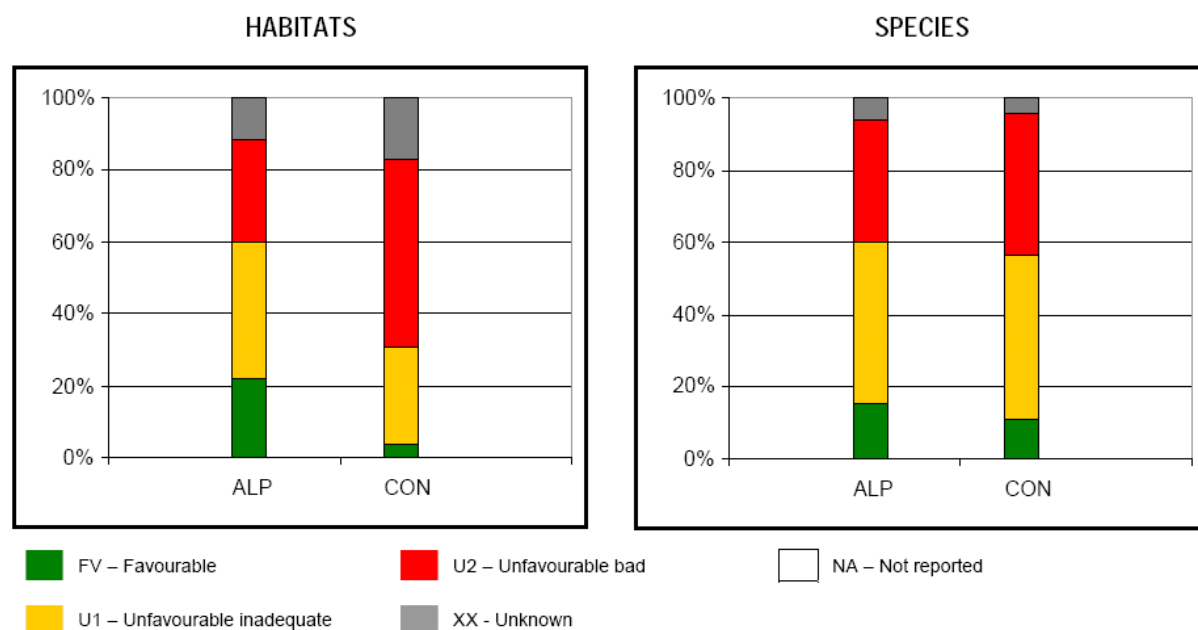
Number of SCIs and SACs - Natura 2000 Barometer – June 2008 (Source: European Topic Centre on Biological Diversity based on data supplied by Member States)

Austria was considered, by June 2008, to have achieved a level of sufficiency of 88.8 % for site selection for species and habitat types under Habitats Directive, in its territory. A total of 58 Natura 2000 sites have completed/agreed management plans with a further 51 in development.

According to the EC LIFE Programme/Database, under the LIFE Nature programme, there was a total of 18 projects in Austria with an EC contribution of EUR 24 550 799, during the period 2000-2006. In the year 2007, according to indicative national allocations, Austrian projects received EUR 3 509 000 from LIFE+ funds.

Conservation status assessment (A1.2)

Under the Habitats Directive Austria occurs in two biogeographical regions (alpine & continental). The results of the first conservation status assessment for species and habitats of community interest are as follows:



Region / Conclusion	HABITATS					SPECIES				
	FV	U1	U2	XX	NA	FV	U1	U2	XX	NA
Alpine	22	38	28	12		15	45	34	6	
Continental	4	27	52	17		11	46	39	4	
Member State	13	33	40	14		13	45	37	5	

*The conservation status categories: FV = favourable, U1 = unfavourable-inadequate, U2 = unfavourable-bad, XX = unknown, NA = no evaluation given by MS

Overall assessment of conservation status by biogeographical region (Analysis by the European Topic Centre on Biological Diversity based on data supplied by Member State)

Red Data Books/Lists, National/Subnational Atlases, Action Plans (A1.3)

Austrian red lists are available for the following: mammals, birds, amphibians, reptiles, fish, dragonflies, butterflies, beetles, grasshoppers, Neuropterida, Mecoptera, moths, Mollusca (Gastropods and mussels), vascular plants, mosses, lichens, fungi, and selected algae and biotope types. Under preparation are the following: scorpions, harvestmen, caddisflies, crayfish, spiders, wood-boring beetles and ground beetles. National/subnational atlases are available for the followings: mammals, birds, amphibians, reptiles, fish, dragonflies, mussels, vascular plants and lichens. Work to update the atlas for birds is due to begin in 2008. An action plan is available for brown bear and other species. *Ex-situ* conservation is referred to in the National Biodiversity Strategy and Action Plan (NBSAP) as submitted to the CBD Secretariat.

Common bird monitoring (A1.4)

Common bird monitoring is carried out by BirdLife Austria. The results are published but not available online. Trend indicators are not yet available.

On-line spatial information on Natura 2000 sites, ecological connectivity tools is available.

2. To conserve and restore biodiversity and ecosystem services in the wider EU countryside.

Rural Development Programmes (RDP) (A2.1.1, 2.1.2 & 2.1.8):

According to information supplied by the Austrian authorities Austria uses a relatively large proportion of its RDP funding to support a wide range of agri-environment measures, including Natura 2000 and forest-environment measures. The majority of this funding is allocated for agri-environment measures EUR 3 564 million (including co-financing), which is 45 % of the national European Agricultural Fund for Rural Development (EAFRD) budget. The preparation of a nature conservation farm plan (by the farmer and advisory service) is necessary before approval of a nature conservation contract.

Only EUR 3 300 000 is available for agricultural Natura 2000 measures and EUR 4 300 000 for Natura 2000 forest measures. No specific coverage targets for Natura 2000 areas are provided in the RDP. Measure 323 (Conservation and upgrading of the natural heritage) is used to support the production of Natura 2000 management plans.

Austria is also addressing nature conservation concerns in agricultural production, by increasing organic farming. It already has the highest proportion of area occupied by organic farming (as a share of total agricultural area), i.e. 11.1 % in 2006 (10.5 % in 2004) against an EU average of 3.8 %.

Agricultural genetic diversity (A2.1.11):

The Austrian biodiversity strategy contains sub targets for the preservation of agricultural and horticultural plants, livestock and the genetic resource in the Alps. It also has agri-environment measures that support maintenance of rare animal breeds and crops. However, measures for the conservation of biodiversity in livestock and plants do not appear to be included in the current Austrian RDP.

Agricultural cross-compliance measures (A2.1.4 & 2.1.10):

Austria's cross-compliance measures include one of the three listed (Good Agricultural and Environmental Condition - GAEC) Minimum Level of Maintenance measures that may significantly provide biodiversity conservation benefits. This focuses on the retention of landscape features (which is also covered by national legislation). Other measures require farmers to avoid cultivating land within 10 m of standing water and 5 m of watercourses.

Austria does not include measures to protect permanent pastures. However, some protection may be obtained from a related GAEC requirement to avoid the encroachment of unwanted vegetation.

Afforestation / deforestation policies and biodiversity (A2.1.5):

Afforestation and deforestation are mainly regulated by the Austrian Forest Act and nature conservation and environmental protection is taken into account. This refers to aspects such as the habitat effect of forests as a programmatic goal, forests with specific habitats released from forest management duties, Forest Area Planning, and obligations for reforestation. Furthermore, the regional Nature Protection Acts as well as the Acts on the Protection of Agricultural Land refer to afforestation and deforestation issues. The overall goal of avoiding possible negative effects on biodiversity in relation to afforestation is addressed within the National Austrian Forest Programme.

Soil protection and biodiversity (A2.2.1):

Few measures appear to be taken for soil biodiversity. However, soil biodiversity indicators are being developed.

Measures to improve the ecological status of freshwaters (A2.3.1):

Austria has completed all the legal transposition and the implementation elements of the Water Framework Directive 2000/60/EC (WFD) which have deadlines during 2004, 2005 and 2007. These include the production of a River Basin District Report and River Basin Analysis Report and Monitoring Network Report.

Measures to reduce air pollution impacts on biodiversity (A2.4.2 & 2.4.3):

Austria's emission projections, based on implemented and adopted measures, indicate that emissions of sulphur dioxide, volatile organic compounds and ammonia will not exceed National Emission Ceilings Directive (NECD) ceilings in 2010. In fact by 2005, emissions of sulphur dioxide and ammonia were already lower than the relevant ceilings. However, emissions of nitrogen oxides have decreased less than had been previously expected and Austria now considers that the nitrogen oxide ceiling is a very demanding target.

Expert working groups have been working on proposals for reduction measures regarding energy and industry, domestic heating and transport in 2006.

3. To conserve and restore biodiversity and ecosystem services in the wider EU marine environment.

Good marine ecological status (A3.1a):

Not applicable.

Integrated coastal zone management (ICZM) (A.3.1.b):

Not applicable.

Pollution: Bathing water quality (A3.2)

Not assessed.

Ecosystem approaches in fisheries management measures (A3.3):

There exists no overarching fisheries management plan for Austria. Management is ruled by the different Fisheries Laws of the nine Länder. But there exist obligations in diverse formulations to secure fish populations in respect to species composition, abundance and age structure. Stocking with alien and locally absent species is generally forbidden. Exceptions are "naturalized" species, i.e. species that are already introduced for a long time (e.g. rainbow trout).

According to the implementation of the Water Framework Directive, awareness has increased regarding relevance of water type to specific fish species without economic use. Plans for breeding programmes for certain species have already been started and management plans consider genetic and ecological aspects, i.e. hatchery reared fish species are stocked in water bodies only under the assumption of original occurrence; and in the case of stock support stocking material is just used within the same catchment area to avoid genetic effects. In alpine rivers, including those from the National Park Kalkalpen where no economic use of the

fish stock currently takes place, original Danube haplotypes of *Salmo trutta fario* are not faced to stocking measures in any way in order to preserve their genetic uniqueness. In lower reaches programmes to remove non-native species improved the ecological situation of native species.

Ecological aspects have increasingly been taken into consideration in amendments to fishery laws, for example in Lower Austria, where live bait and fishing competitions have been prohibited and stocking guidelines established that are designed to promote conservation initiatives and appropriate stocking measures.

Community and National Financing under European Fisheries Funds (EFF) (A3.4):

The European Commission has approved the Operational Programme for the Austrian fisheries sector for the period 2007-2013. The programme covers the entire territory of Austria which is designated as a non-convergence region except for the region of Burgenland which has 'phasing-out' status under the Convergence Objective. The Austrian fisheries and aquaculture sector is entirely made up of inland fisheries, in particular fishing in lakes, as well as fish farming, which is mostly conducted in ponds, with a clear prevalence of carp. Priority Axis 2 (aquaculture, inland fishing, processing and marketing of fishery and aquaculture products) received 98 % of the funding and Axis 3 (measures of common interest) received about 0.99 % of the funding.

The Priority Axis 2 contains environmentally friendly measures in aquaculture. The strategic environmental assessment of the operational programme stated positive effects on environment and biodiversity.

Restoration programmes for diadromous species (A3.5.a):

The trout species (brown or river trout, *Salmo trutta fario*) native to Austria is not a diadromous species. In the last decade a few tens of river trout populations were and are still ("Trout Check") genetically researched with haplotype specific performances on a local and regional scale. Further management plans of stocking measures will be developed.

For Danube salmon (*Hucho hucho*) and River lamprey (*Lampetra fluviatilis*) (Annex II species) re-introduction and habitat restoration programs have been done.

There are breeding programmes involving nase, barbel, minnow, gudgeon, pearlfish and others; however, none of these are diadromous species.

Fishing Capacity-Decommissioning (3.5.b):

Austria does not have a fishing fleet and therefore has no need for a decommissioning scheme.

Action plans and conservation status for marine species and habitats (A3.6):

Not applicable.

Aquaculture planning and biodiversity (A3.7):

The Operational Programme document for Austria describes how plans for aquaculture will benefit biodiversity through protection of pond habitats and stocking of species.

4. To reinforce compatibility of regional and territorial development with biodiversity in the EU.

Biodiversity spending under Cohesion and structural funds:

There is no data available for expenditures foreseen by Austria for Biodiversity & nature protection under the Cohesion and structural funds for the period 2007-2013. The only relevant area where Cohesion and structural funds will be allocated is Natural Heritage (EUR 2 000 000).

5. To substantially reduce the impact on EU biodiversity of invasive alien species and alien genotypes.

Strategies to reduce impacts from invasive alien species (IAS) (A5.1.2):

There is no general Federal legislation in place in relation to IAS, as the issue is under the jurisdiction of the federal states (Länder) and is therefore addressed by the different regional Nature Protection Acts. Although no national strategy on IAS has been developed, the country's national Biodiversity Strategy includes an Action Plan on IAS. It attaches particular importance to information and awareness-raising, and contains objectives and measures for issues of prime importance.

A national inventory on alien species called 'Aliens Austria' exists, which is maintained by the Austrian Environment Agency.

Biosafety measures to reduce impacts from alien genotypes (A5.1.2 & 5.1.3):

Austria has introduced the necessary legal, administrative and other measures for the implementation of the Cartagena Protocol on Biosafety mainly through the Austrian Law on Genetic Engineering, updated in October 2004.

The Austrian Law on Genetic Engineering covers, amongst other issues, the deliberate release of GMOs. The Act aims to protect the environment from negative impacts caused by GMOs especially in relation to the protection of ecosystems, to ensure a high level of security to people and the environment. In addition, Austria is one of the few Member States that has completed the development of national co-existence strategies, referring to the concurrence of genetically modified crops with conventional and organic farming. Austrian competence for rules on co-existence lies at the regional level. Most of its federal states have already passed regulations on co-existence, and those that haven't are in the process of drafting legislation.

B. POLICY AREA 2: THE EU AND GLOBAL BIODIVERSITY

6. To substantially strengthen effectiveness of international governance for biodiversity and ecosystem services.

Austria adopted the Implementation Strategy for the CBD in 1998. The Third National Report to the CBD was prepared in 2005. Austria is one of the few countries that submitted all thematic reports as requested by the CBD. While the nine Länder all have their own biodiversity budgets, substantial funding for biodiversity is made available through the federal agricultural and environmental budgets. Financial support to developing countries through bilateral cooperation ranged from EUR 1 000 000 to over EUR 5 000 000 annually between 1998 and 2003 (no more recent figures available). In addition, funds for biodiversity were made available through co-financing of EU projects and the contribution to the GEF. Austria

paid its annual contributions to CBD, Ramsar, CITES, CMS (Austria is not a party to AEWA), World Heritage Convention and the UNEP Environment Funds.

7. To substantially strengthen support for biodiversity and ecosystem services in EU external assistance.

Funds allocated for biodiversity projects and programmes in developing countries (B7.1.3) and Members State's Overseas Countries and Territories (B7.1.6):

The Ministry of Foreign Affairs (MFA) is responsible for aid policies and their overall co-ordination, with a separate agency, the Austrian Development Agency (ADA), acting as the intermediary executing agency for bilateral programmes. ADA is also the operational unit of the Austrian Development Cooperation with Eastern Europe (ADC). It is responsible for the implementation of all bilateral programmes and projects in the ADC partner countries and administers the corresponding budget.

Apart from the MFA, seven other federal ministries are involved to varying degrees in development cooperation spending. Furthermore, Austrian provinces and some communities fund Official Development Assistance projects as well.

Annual spending on biodiversity-related bilateral aid programmes in 2006 was EUR 2 700 000, which amounted to 0.39 % of the total bilateral aid programmes' budget.

Integration of biodiversity considerations into development programmes and projects impacts on biodiversity (Action B7.2.2 & 7.2.5):

A review of environmental assessment regimes of bilateral and multilateral development agencies by the Canadian International Development Agency (CIDA), on behalf of the OECD, found that the rolling Three Year Programme of the Austrian Development Cooperation and the Environmental Policy Statement includes an obligation to have all projects routinely investigated by an Environmental Impact Assessment procedure. These are performed by independent consultants. Environmental Assessment is currently performed on only for a limited number of measures of the Austrian Official Development Assistance (ODA), namely the bilateral technical co-operation. However there are strong intentions to extend EA procedures to all of ODA related activities (e.g., export credits).

8. To substantially reduce the impact of international trade on global biodiversity and ecosystem services.

The figures for CITES permits for 2005 and 2006 indicate the comparably high level of trade in CITES species, with a marked, continuous increase since the mid-1990s. No information on permit applications that were denied was reported. As no biennial report to CITES for 2005-06 is available, no figures on seizures were reported for that period. National capacity for CITES implementation was supported by computerisation (electronic permitting), guidance and training, in particular to the Scientific Authority, enforcement authorities, NGOs and the public, partly with help from WWF. Austria celebrated the 25th anniversary of the ratification of CITES (1982) in 2007 for which occasion a national conference was organized to evaluate the status of implementation and to establish priority measures for improvement. The conference proceedings provide the basis for a National Plan of Action in support of a Commission Recommendation of the 13th of June 2007 (2007/425/EC) and a review of national CITES legislation for 2008/9. Austria supported the sponsored delegates (of developing countries) project for COP 13 of the CITES Secretariat. The annual contribution to the CITES Trust Funds were paid.

C. POLICY AREA 3: BIODIVERSITY AND CLIMATE CHANGE

9. To support biodiversity adaptation to climate change.

Progress on Kyoto targets (C9.1.1):

Austria's target is to reduce greenhouse gas emissions by 13 % compared to the base year, but in 2005 emissions had increased by 18 % compared to the base year. Furthermore, projections for 2010 suggest that emissions will continue to increase to 17.2 % above base levels (excluding Kyoto mechanisms). The country therefore needs to take urgent and significant steps to get within reach of its Kyoto target.

In March 2008 the Federal Government adopted the revised National Climate Strategy, which seeks to put Austria back on track to reach its Kyoto 2008-2012 commitments. The focus of the renewed strategy is on measures designed to encourage more sustainable energy production and use as well as more sustainable transport modes. Scientific innovation and quick adaptation of new technologies are moved to the centre of the strategy.

Adaptation measures to increase biodiversity resilience to climate change (C9.4.1 & 9.4.3):

According to Austria's third report to the CBD, some measures are being taken to facilitate biodiversity adaptation to climate change. However, there is no biodiversity adaptation projects listed for Austria in the CBD adaptation case study database. Nor does there appear to be a climate change and biodiversity adaptation strategy or programme.

D. POLICY AREA 4: THE KNOWLEDGE BASE

10. To substantially strengthen the knowledge base for conservation and sustainable use of biodiversity, in the EU and globally.

National research programmes (D10.1):

There is currently no dedicated biodiversity research programme as such in Austria, but biodiversity is included in relevant research programmes. There is a dedicated forum to ensure that biodiversity outcomes are reflected, where appropriate, in biodiversity policy development and implementation.

The Austrian Implementation Strategy for the Convention of Biological Diversity describes the work of the National Biodiversity Commission. The Commission is composed of representatives from administrative departments (Federal Ministries and Provincial authorities), unions and management bodies, science and NGOs. The Implementation Strategy, in compliance with Article 6 of the Convention on Biological Diversity, will implement the letter of the Convention. An important ongoing task of the National Biodiversity Commission is to evaluate, improve and update the strategy based on the dynamic, evolutionary progress in this field.

Founded 19 years ago, Austria's *National Ramsar Committee* (NRC) is one of the oldest under the Convention. National Ramsar Committees (or Wetland Committees) are an important structure at the national level for implementation of the Convention.

In April 2008 the establishment of the "Plattform Biodiversität Forschung Austria (BDFa)" has been initiated. The objectives of this initiative are set forth in the "Hardegg Declaration". Among others, the initiative is aiming at strengthening biodiversity related research, in particular by more effective co-operation and co-ordination of existing research institutions

and initiatives, improving science-policy interfaces and also by strengthening linkages with European and international research institutions.

E. THE FOUR KEY SUPPORTING MEASURES

1. Ensuring adequate financing

Overall use of Community funds for biodiversity:

Agri-environment and other land management schemes: RDP 2000 - 2006

The total public expenditure of the 2000- 2006 period was EUR 6 896.074 million, including an EU contribution of EUR 3 208.10 million from the European Agricultural Guidance and Guarantee Fund, Guarantee Section (EAGGF/Guarantee).

Biodiversity activities founded across the priority areas of this RDP.

Priority	Total Public Expenditure (EUR)	EU Contribution (EUR)
Less Favoured Areas & areas with environmental restrictions	1 841 190 000	704 340 000
Agri-environment measures	3 510 860 000	1 725 420 000
Forestry	170 750 000	70 150 000
Rural development	312 550 000	129 530 000

It must be noted that these values are for the priority area as a whole, and not biodiversity activities alone.

RDP 2007 - 2013

Biodiversity activities in this RDP can be found in Axis 2 and 3:

Axis	Total Public Expenditure(EUR)	EU Contribution (EUR)
2	5 661 479 553	2 828 506 644 (72 % of programme total)
3	506 070 718	254 047 905 (6.5 % of programme total)

The main biodiversity-related activities include: agri-environmental measures with a broad variety of sub-measures, including compensatory allowances in less-favoured areas and payments for agri-environmental measures, which account for 90 % of Axis 2. Payments under this axis contribute to safeguarding sensitive ecosystems in mountainous areas and to compensate farmers signing agri-environmental contracts.

Under Axis 3, biodiversity-related activities include nature conservation, national parks, cultural landscape development and awareness-raising.

Austria has stated in the questionnaire that while many measures of the Austrian agri-environmental programme are not dedicated to biodiversity exclusively, they support the

achievement of biodiversity and Natura 2000 objectives. These are achieved by voluntary measures within the agri-environmental programme and by other measures of the RDP (e.g. by measure 3.2.3 in which they support the establishment of Natura 2000 management plans). For this reason, the allocation to nature and biodiversity spending from national/subnational budget does not represent the actual situation.

Furthermore, funds by Nature Protection Funds and money allocated within the Nature Conservation Units of Provincial Governments are not included. It must be noted that all of the nine Austrian Länder have individual annual budgets allocated to nature conservation.

According to its response to the questionnaire, the Austrian estimated allocation to nature and biodiversity spending under this RDP amounts to EUR 38 000 000/ year (or approximately 7 % of the Agri-Env. budget).

Fisheries

Austria is a land-lock and as such, all its fisheries activities are limited to Axis 2. The total amount of money for Austria's sustainable fisheries from European Fisheries Fund (EFF) and national contributions are as follows:

Axis 2: Aquaculture, inland fishing, process & marketing of fisheries and aquaculture products - EUR 5 040 000 (equal to 0.0013 % of overall EFF budget).

It must be added that within the Austrian agri-environmental measures only the maintenance of ecologically valuable aspects is supported, fish production itself is not. Furthermore in Austria this measure is not part of “fisheries”, but it is part of the measure “maintenance of ecologically valuable areas”.

2. Strengthening EU decision-making

Plans and follow-up to UN Millennium Ecosystem Assessment (E2.1):

Austria does not have a follow-up to the UN Millennium Ecosystem Assessment planned or in implementation.

Alignment of national biodiversity strategies with EU (E2.2):

Policies and strategies exist for Austria that integrate biodiversity and ecosystem service benefits into wider decision making. The Austrian Implementation Strategy for the Convention of Biological Diversity describes a primary goal as the integration of environmental policy in all political levels. The National Environmental Plan (NUP) was specifically formulated under the supervision of the Federal Ministry of the Environment in order to develop goals, strategies and measures to this end. It is founded on the principle of sustainable development and has been approved by the Federal Government as an ecological guideline. The NUP already encompasses some of the goals and activities necessary to implement the Convention on Biological Diversity. Examining and possibly expanding the NUP with regard to its relevance in fulfilling the Convention is one strategy for placing its goals in a broader perspective.

The 2008 CBD review ‘Status of National Biodiversity Strategies and Action Plans’ states that Austria revised its Biodiversity strategy in 2005 (German only, not available online). The overall objective of the strategy centres on the goal to halt biodiversity loss by 2010.

Effective integration of Natura 2000, Rural development, river basin management and other territorial plans and programmes in support for biodiversity (E2.5):

The Austrian Implementation Strategy for the Convention on Biological Diversity (1998) provides details on the effective integration of rural development plans in support for biodiversity. Measures for rural development, for example, include creation and preservation of the biotope network in exploited areas, including shaping the outskirts of towns and cities; incorporating provisions of the Ramsar convention when implementing erosion prevention measures; compiling a national wetlands strategy; revitalizing impacted wetlands; creating opportunities for animals to cross all structures that transect habitats or cut off the natural migratory paths, limit deregulate channelled running waters ('river restoration'); give adequate consideration to functional and aesthetic interactions between adjoining habitats, and minimization of the impact of energy lines, transmitter masts and windmills to the landscape."

The Advisory Organisation on Environmental Protection and Environmental Control (part of the Umweltbundesamt - Federal Environment Agency) also incorporates support for biodiversity in their plans for nature reserves, protected landscapes and natural monuments, including Natura 2000 sites.

A list of the Austrian indicators for the monitoring of biodiversity proposed by a scientific study (MOBI-e) undertaken by the Ministry of Environment and a first report based on some of the indicators, some of which are already available, have been placed on the Internet.

3. Building partnerships

National partnerships for biodiversity including private sector involvement (E3.1):

There are national partnerships for biodiversity including private sector involvement through Axis 3 of the ELER-Programme (rural development). It contains measures to improve the quality of life in the rural areas, comprising: conservation and upgrading of the rural heritage promotes partnerships for biodiversity in the sectors of farming, food processing, and food supply.

A concrete example for a partnership in the field of farming/food supply (although not specifically dedicated to biodiversity) is the initiative "Genuss Region Österreich" aiming at promotion of regional agricultural products inter alia by providing information for tourists and consumers.

In addition, some Austrian National parks and Nature parks have established partnerships with certain companies to promote regional products and products from organic farming (e.g. supermarkets, bakery companies).

4. Building public education, awareness and participation

National/Sub-national public awareness campaigns/initiatives (E4.1):

According to the ECNC analysis of the Flash Eurobarometer Survey, Austria has the highest proportion of people who are familiar with the term "biodiversity" of all the EU-Member States (89 %). It also has the highest proportion of people who are familiar with the term 'biodiversity' and know what it means (74 %). Over half (51 %) of the people in Austria feel that they are either very well informed or well informed about biodiversity loss.

A much smaller proportion of people in Austria have heard of the Natura 2000 network. Only 32 % of people had heard of Natura 2000, and of those only 10 % knew what it meant. This proportion, however, is still higher than the average of all EU Member States.

The number of people in Austria who feel that they make a personal effort to protect

biodiversity is 64 %, slightly less than the average of all EU Member States.

The Austrian Federal Ministry for Agriculture, Forestry, Environment and Water Management will carry out a “2010 Biodiversity Campaign” in Austria, for which EUR 1 million will be spent. The campaign is to run from 2008 until the year 2010 and goes towards a range of important initiatives targeted at:

-concrete projects for the protection of the most endangered species and habitats in Austria;

-actively engage local people and decision-makers in concrete measures for the conservation and sustainable use of biodiversity by building up a nationwide “local network of biodiversity” in Austria;

-strengthened and targeted measures to communicate the importance of biodiversity for our lives – in ecological, economic, cultural and social terms – to all sectors of society and to the people in the street.

In addition, biodiversity in terms of fish species in different water types is a main question in the implementation of the Water Framework Directive. The relevance of biodiversity of this directive is linked to projects within Natura 2000 areas. Also, the WWF, Umweltdachverband and Naturschutzbund distribute issues like biodiversity via journals.

F. MONITORING

As a result of a scientific study a set of indicators exists by which the monitoring of biodiversity is in the phase of implementation. The indicators cover all of the CBD focal areas and corresponding EU headline indicators, with the exception of the focal areas of resource transfer, and access and benefit-sharing. An indicator report containing the indicators already available was published.

In order to evaluate the trends and the conservation status of habitats and species protected by the EU Birds Directive and the EU Habitats Directive, a specific monitoring programme, drafted in 2006, is under development.

DATA SOURCES

A1. To safeguard the EU's most important habitats and species:

<http://dataservice.eea.europa.eu/atlas/viewdata/viewpub.asp?id=2639>

<http://ec.europa.eu/environment/life/countries/index.htm>

<http://www.cbd.int/doc/world/at/at-nbsap-01-en.pdf>

<http://www.umweltbundesamt.at/oasis/>

http://ec.europa.eu/environment/nature/natura2000/barometer/index_en.htm

A2. To conserve and restore biodiversity and ecosystem services in the wider EU countryside

A2.1.1, 2.1.2 & 2.1.8

Published National Rural Development Programmes (IEEP database 2008)

European Commission unpublished data (2008)

MS questionnaire

www.lebensministerium.at

<http://land.lebensministerium.at/filemanager/download/23918/>

A2.1.4 & 2.1.10

Alliance Environment (2007). Evaluation of the application of cross compliance as foreseen under Regulation 1782/2003. Part I: Descriptive Report - 26/07/2007. Report to the European Commission.

A2.1.5

MS Questionnaire

<http://www.umwelt.net.at/article/archive/7237>

<http://www.umwelt.net.at/article/archive/7240>

Forest Development Plan: <http://www.forstnet.at/article/archive/5806/>

A2.1.11

Third National Report to the Convention on Biological Diversity (2005)

<http://www.cbd.int/doc/world/at/at-nr-03-en.pdf>

MS questionnaire

A2.3.1

WFD Scoreboard http://ec.europa.eu/environment/water/water-framework/transp_rep/scoreboard_en.htm

A2.4.2 & 2.4.3

Austria NEC Directive submission (29 Dec 2006):

<http://cdr.eionet.europa.eu/at/eu/nec/envryjwrq>

NEC Directive National Programmes

http://ec.europa.eu/environment/air/nationalprogr_dir200181.htm

MS reporting to NEC Directive

http://ec.europa.eu/environment/air/implem_nec_directive.htm

A3. To conserve and restore biodiversity and ecosystem services in the wider EU marine environment

A3.3

<http://www.cbd.int/doc/world/at/at-nbsap-01-en.doc>

A3.4

http://ec.europa.eu/fisheries/cfp/structural_measures/op/austria_de.pdf

A3.5a

<http://www.cbd.int/doc/world/at/at-nbsap-01-en.doc>

<http://www.baw-igf.at/cms/index.php?lang=en>

A3.6b

<http://ec.europa.eu/fisheries/publications/fishyearbook2007.pdf>

A3.7

http://ec.europa.eu/fisheries/cfp/structural_measures/op/austria_de.pdf

A4. To reinforce compatibility of regional and territorial development with biodiversity in the EU

Infoview Data (DG Regio)

LIFE+ 2007 Call for Proposals – DG Environment

LIFE expenditure 2000-2006 – DG Environment

A5. To substantially reduce the impact on EU biodiversity of invasive alien species and alien genotypes

A5.1.2

MS questionnaire

Source: MS questionnaire

http://www.umweltbundesamt.at/fileadmin/site/umweltthemen/naturschutz/Neobiota_Engl.pdf

A5.1.2 & 5.1.3

National Report on the Cartagena Protocol on Biosafety

<http://www.cbd.int/biosafety/parties/reports.shtml?report=NR-CPB-01>

European Commission Report on the Implementation of National Measures on the Coexistence of Genetically Modified Crops with Conventional and Organic Farming

http://ec.europa.eu/agriculture/coexistence/index_en.htm

National legislation

<http://archiv.bmbwk.gv.at/forschung/recht/gentechnik/gentechnik.xml>

http://www.gmo-compass.org/eng/news/country_reports/

IEEP (2007) *Manual of Environmental Policy – the EU and Britain*. Maney Publishing, Leeds, the UK (Chapters 7.13 – 14 and 7.22-24)

B6: To substantially strengthen effectiveness of international governance for biodiversity and ecosystem services

<https://www.cbd.int/doc/world/at/at-nbsap-01-en.pdf>

<https://www.cbd.int/doc/world/at/at-nr-03-en.pdf>

<http://www.cbd.int/convention/parties/contributions.shtml?tab=2&yr=2007>

http://www.ramsar.org/res/key_res_ix_12_e.htm

<http://www.cites.org/eng/cop/14/doc/index.shtml>

http://www.cms.int/bodies/StC/32_stc_meeting/French/Doc_09_Fonds_Affectation_avec_Annexes.pdf

<http://whc.unesco.org/en/sessions/31COM/documents/>

http://www.unep.org/rmu/en/Financing_of_UNEP/Environment_Fund/Table_2007/index.asp

B7. To substantially strengthen support for biodiversity and ecosystem services in EU external assistance

B7.1.3 & 7.1.6:

http://www.oecd.org/document/17/0,3343,en_2649_34603_33887057_1_1_1_1,00.html

http://www.ada.gv.at/up-media/2766_distribution_by_sectors.pdf

B7.2.2 & 7.2.5:

http://www.ada.gv.at/view.php3?f_id=2562&LNG=en&version=

<http://www.acdi-cida.gc.ca/CIDAWEB/acdicida.nsf/En/REN-218131217-PEH>

B8. To substantially reduce the impact of international trade on global biodiversity and ecosystem services

<http://www.cites.org/eng/resources/reports/biennial.shtml>

<http://www.cites.at/article/articleview/29355/1/8021/>

<http://www.cites.org/eng/cop/14/doc/E14-07-1.pdf>

<http://www.umweltmet.at/article/articleview/29355/1/8021>

<http://www.umweltmet.at/article/archive/8023/15>

C9: To support biodiversity adaptation to climate change

C9.1.1:

EC (2007) Communication from the Commission. Progress towards achieving the Kyoto objectives.

http://ec.europa.eu/environment/climat/gge_progress.htm

C9.4.1 & 9.4.3:

Third national CBD report

<http://www.cbd.int/doc/world/at/at-nr-03-en.doc>

CBD database of case studies on climate change adaptation options

<http://adaptation.cbd.int/options.shtml>

D10. To substantially strengthen the knowledge base for conservation and sustainable use of biodiversity, in the EU and globally

D10.1

MS Questionnaire

<http://www.cbd.int/doc/world/at/at-nbsap-01-en.doc>

<http://www.biodiv-forschung.at/>

E1. Ensuring adequate financing

http://ec.europa.eu/agriculture/rur/countries/index_en.htm

http://ec.europa.eu/agriculture/rurdev/countries/index_en.htm

MS questionnaire

<http://www.umweltbundesamt.at/en/umweltschutz/landwirtschaft/lr/>

E2. Strengthening EU decision-making

E2.1

MS Questionnaire

E2.2

MS Questionnaire

<http://www.cbd.int/doc/world/at/at-nbsap-01-en.doc>

<http://www.cbd.int/doc/meetings/nbsap/nbsapcbw-eur-01/official/nbsapcbw-eur-01-02-rev1-en.doc>

E.2.5

<http://www.umweltbundesamt.at/en/umweltschutz/naturschutz/schutzgebiete/>

<http://www.umweltmet.at/filemanager/download/16480/>

<http://www.umweltmet.at/article/articleview/48562/1/6914>

E3. Building partnerships

E3.1

MS Questionnaire

E4. Building public education, awareness and participation

E4.1

http://ec.europa.eu/public_opinion/index_en.htm

F1-4. Monitoring, evaluation and review

<http://www.umweltnet.at/article/articleview/48562/1/6914>

- the list of the Austrian indicators for the monitoring of biodiversity:
<http://www.umweltnet.at/filemanager/download/16480>

- the scientific study

<http://www.umweltnet.at/filemanager/download/16478>, <http://www.umweltnet.at/filemanager/download/16479>

- the indicator report

<http://www.umweltnet.at/filemanager/download/30682>

BELGIUM

Competent authority(ies) for nature & biodiversity:

Agentschap voor Natuur en Bos, Vlaamse Overheid, Ministerie voor Leefmilieu, Natuur en Energie: (<http://www.mina.be/natuur.html>)

Direction générale des Ressources naturelles et de l'Environnement :

(<http://environnement.wallonie.be/>)

Bruxelles Environnement – Institut Bruxellois pour la Gestion de l'Environnement: (<http://www.ibgebim.be/Templates/Home.aspx?langtype=2060>)

Service Public Fédéral Santé Publique, sécurité de la chaîne alimentaire et environnement (<http://www.health.fgov.be>)

Most recent national/subnational biodiversity strategy/action plan:

Belgian National Biodiversity Strategy (2006-2016):

http://www.biodiv.be/implementation/docs/stractplan/national_strategie_biodiversity_en.pdf

Latest review of the implementation of biodiversity strategy/action plan:

Alignment with EU biodiversity plan:

http://www.biodiv.be/implementation/docs/stractplan/national_strategie_biodiversity_en.pdf

Alignment with EU 2010 Biodiversity Indicators (SEBI 2010):

Key sources of official nature & biodiversity information used for evaluation:

- Direction générale des Ressources naturelles et de l'Environnement : (<http://environnement.wallonie.be/>)
- Third National Report to the Convention on Biological Diversity (2005) <http://www.cbd.int/doc/world/be/be-nr-03-en.pdf>
- National Biodiversity Strategy 2006-2016 http://www.biodiv.be/implementation/docs/stractplan/national_strategie_biodiversity_en.pdf
- Agentschap voor Natuur en Bos, Vlaamse Overheid: (1) Chapter on Biodiversity loss in the Environment & Nature Policy Plan (MINA-plan): <http://www.lne.be/themas/beleid/beleidsplanning/actualisatie-mina-plan-3> (2) Institute for Nature & Forest Research (INBO): two-yearly reports on nature: www.nara.be; biodiversity indicators: www.biodiversityindicators.be

SUMMARY OF PROGRESS IN DELIVERY OF OBJECTIVES OF EU BIODIVERSITY ACTION PLAN

A. POLICY AREA 1: BIODIVERSITY IN THE EU

1. To safeguard the EU's most important habitats and species.

Natura 2000 sites (terrestrial and marine) (A1.1, A 1.2 & A.1.3)

	<i>Number of sites</i>	<i>Area (km².)</i>
Total SCIs/SACs (Habitats Directive)	280	3 239
SCIs/SACs with marine component (Habitats Directive)	2	198
Total SPAs (Birds Directive)	234	2 966
SPAs with marine component (Birds Directive)	4	315

Number of SCIs and SACs - Natura 2000 Barometer – June 2008 (Source: European Topic Centre on Biological Diversity based on data supplied by Member State)

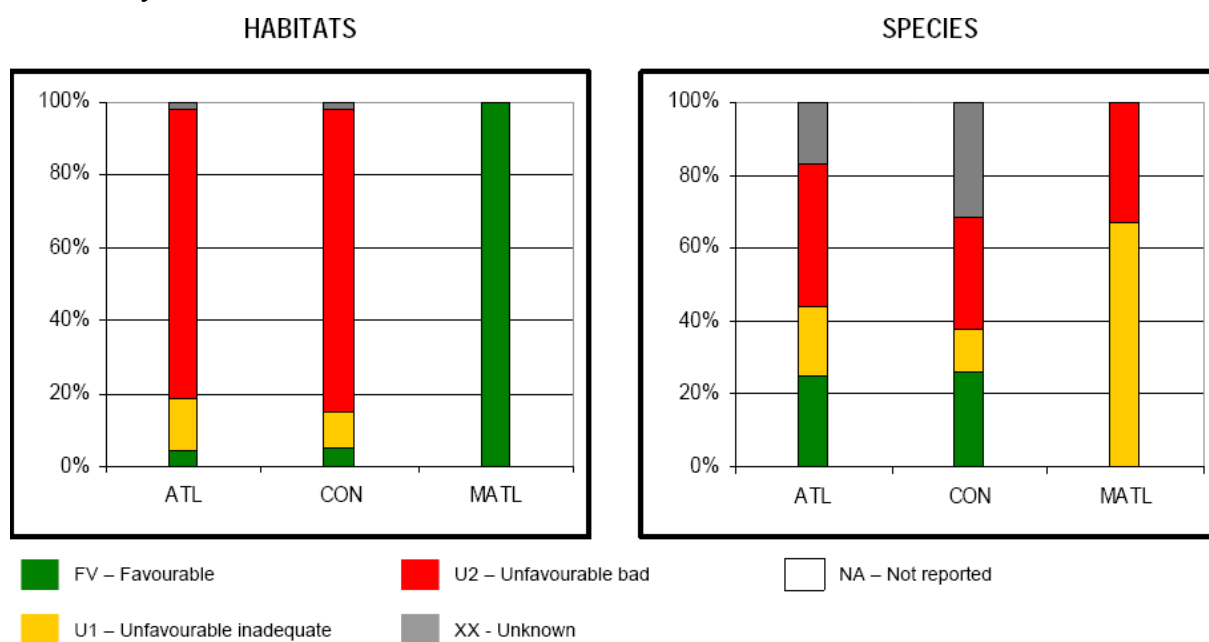
Belgium was considered, in June 2008, to have achieved 99.6 % of its target for Natura 2000 sites. The Belgium authority has stated that 6 management plans are currently in preparation for terrestrial Natura 2000 sites and one policy-plan for the marine Natura 2000 areas.

According to the EC LIFE Programme/Database, under the LIFE Nature programme, there was a total of 25 projects in Belgium, with an EC contribution of EUR 38 902 825, during the period 2000-2006. In the year 2007, according to the indicative national allocations, Belgian projects received EUR 3 858 000 from LIFE+ funds.

Belgium has developed a number of tools to ensure connectivity across the landscape, including the Flanders Spatial Structure Plan, 1997, the Flemish Ecological Network, river contracts as a tool to implement the Water Framework Directive in Wallonia, and the Dune Decree has stopped landowners from selling dune areas.

Conservation status assessment (A.1.2)

Under the Habitats Directive Belgium has two biogeographical regions (atlantic and continental). The results of the first conservation status assessment for species and habitats of community interest are as follows:



Region / Conclusion	HABITATS					SPECIES				
	FV	U1	U2	XX	NA	FV	U1	U2	XX	NA
Atlantic	4	15	79	2		25	19	39	17	
Continental	5	10	83	3		26	12	30	32	
Marine Atlantic	100						67	33		
Member State	6	13	79	2		24	18	34	24	

*The conservation status categories: FV = favourable, U1 = unfavourable-inadequate, U2 = unfavourable-bad, XX = unknown, NA = no evaluation given by MS

Overall assessment of conservation status by biogeographical region (Analysis by the European Topic centre on Biological Diversity based on data supplied by Member State)

Red Data Book/Lists, National/Subnational Atlases, Action Plans (A.1.3)

Belgium currently has sixteen Red lists and thirty three atlases available covering a range of taxa.

Common bird monitoring (A.1.3)

Belgium has in place a common bird monitoring programme, which forms part of the Pan-European effort.

Ex-situ conservation (A.1.3)

Belgium has a number of ex-situ conservation activities, such as the Belgian Co-ordinated Collections of Micro-organisms (BCCM), Fruit tree *ex-situ* collections, the International Network for the Improvement of Banana and Plantain (INIBAP), the National Botanic Garden of Belgium and the Antwerp Zoo and Wild Animal Park Planckendael of the Royal Zoological Society of Antwerp

2. To conserve and restore biodiversity and ecosystem services in the wider EU countryside.

Rural Development Programmes (A2.1.1, 2.1.2 & 2.1.8):

According to information supplied by the Belgian authorities, in Flanders the environment/land management budget (Axis 2) of the Rural Development Programme (RDP) accounts for only 16.8 % of EAFRD allocations (including co-financing). Expenditure specifically on Natura 2000 sites accounts for less than 0.5 % of public expenditure, with agri-environment measures accounting for only 15.2 % (EUR 101 500 000). However, it should be noted that the latter also receive funds through additional national financing (EUR 40 000 000). There are 16 agri-environmental schemes, run in combination with each other mostly outside Natura 2000 areas, although these also receive support through Measure 323 (conservation and upgrading of the natural heritage). Forestry measures are limited to afforestation of agricultural land.

In Wallonia the Axis 2 budget of the RDP accounts for about 39.4 % of EAFRD allocations (including co-financing). Expenditure specifically on Natura 2000 sites accounts for less than 1.3 % of the relevant budget, with agri-environment measures accounting for 30.6 % (EUR 146 100 000). Agri-environment schemes include options related to the management of landscape features (e.g. trees, boundary features, and orchards) and extensive management and High Nature Value areas. Implementation of Natura 2000 payment measures relate to both agriculture and forest land and combine with agri-environment measures. Natura 2000 areas also receive support through Measure 323 with particular stress on forest land, restoration of destroyed sites, humid semi-natural habitats as well as restoration of "*pelouse et landes*".

Agricultural genetic diversity (A2.1.11):

Belgium has incorporated genetic diversity conservation targets into its biodiversity strategy. This includes proposed actions such as the development of a national strategy focusing on the management of agricultural biodiversity, to coordinate the diverse actions that are already going on and to promote new ones. Existing programmes relate to regional fruit tree genetic resources and promoting the use of indigenous plants.

Concerning animal genetic resources, national priorities have been determined in relation to actions such as coordination, information and increase of public and stakeholder awareness, follow-up of animal populations, in-situ and ex-situ conservation. Related projects have been started, including the development of a cryobank for breeding animals.

Agricultural cross-compliance measures (A2.1.4 & 2.1.10):

Flanders and Wallonia have both designated a number of Good Agricultural and Environmental Conditions (GAEC) Minimum Level of Maintenance measures (as referred to in article 5 of Council Regulation (EC) No 1782/2003) that may provide significant biodiversity conservation benefits. These include rules for the management of arable land and

pasture taken out of production (by mowing or other appropriate management), and control of unwanted vegetation (e.g. weeds and woody growth).

However, there are no GAEC requirements to maintain landscape features in either Flanders or Wallonia.

Afforestation / deforestation policies and biodiversity (A2.1.5):

Subnational strategies ensuring the assessments of biodiversity with regard to afforestation are in place in the Brussels and Flemish regions. No strategy has been implemented in the Walloon region. A subnational strategy considering deforestation issues in relation to biodiversity has been developed for the Flemish region only.

In all three regions, planning tools such as environmental impact assessment (EIA), guidance documents or biodiversity surveys have been implemented in relation to afforestation and deforestation.

Soil protection and biodiversity (A2.2.1):

Soil biodiversity loss has not been evaluated or indicators identified. However, risks are taken into account with several physical and chemical parameters in the Flemish and the Walloon region.

Measures to improve the ecological status of freshwaters (A2.3.1):

Belgium has completed all the legal transposition and the implementation elements of the Water Framework Directive 2000/60/EC (WFD) which have deadlines during 2004, 2005 and 2007. These include the production of a River Basin District Report and River Basin Analysis report and Monitoring Network Report.

Measures to reduce air pollution impacts on biodiversity (A2.4.2 & 2.4.3):

According to Belgium's 2006 National Programme Report under the NEC Directive, 2010 emission ceiling targets are likely to be attained for ammonium and volatile organic compounds with existing measures. However, it is expected that emission ceilings targets for sulphur oxides and nitrogen oxides will not be met.

3. To conserve and restore biodiversity and ecosystem services in the wider EU marine environment.

Good marine ecological status (A3.1a):

Belgium has a National Biodiversity Strategy (2006-2016) with specific objectives for the marine environment integrated within it (e.g. creation of Marine Protected Areas (MPAs) in the North Sea, and fisheries). For the period 1992-1998, protection of the marine environment was identified as one of the four core policies of the federal policy on sustainable development. For the next period, mid-1998 to the end of 2001, the marine environment remained a priority with "fishing and biological diversity in the marine environment" being one of the ten policy aims. The need to develop a long term strategy for the North Sea is detailed as Action point 20 in the Federal Sustainable Development Plan (2004-2008). A plan for the Belgian part of the North Sea was proposed following the 5th International Conference on the protection of the North Sea (Bergen, March 2002) and be carried out in collaboration with the Flemish government and will coordinate actions taken with France, UK, Netherlands. According to a national assessment of biodiversity between 1998-2002 " , published in 2003 book 'Biodiversity in Belgium' sand dunes out of the existing semi-natural habitat,

approximately 27 % has priority Annex 1 habitats. According to the Article 17 National Summary for Belgium, 100 % of marine habitats had a 'favourable' status.

In 2003, the federal government approved the "North Sea Master Plan". The objectives of this Master Plan were the development of a viable marine future, based on sustainable development, the reconciliation of economic activities and the maintenance of the nature values of the marine environment, and consensus with stakeholders. The first phase consisted of a spatial marine plan with new rules for sand extraction, energy production, and environmental impact regulations, etc. The second phase consisted in the designation of marine protected areas (for biodiversity protection), the signing of agreements with the user groups of these MPAs, and the development of policy plans for the MPA (which are presently in public consultation).

The Federal minister, competent for the marine environment has included the selection of additional MPAs in the EEZ in its marine policy statement.

Integrated coastal zone management (ICZM) (A.3.1.b):

A National Report outlining the implementation of the European Recommendation concerning integrated management of coastal zones in Belgium was submitted to the European Commission on 22 March 2006. However, there was (in August 2006) no explicit intention to develop policy or legislation under the label of ICZM, but rather to attempt to inculcate principles of ICZM within existing policy and legislative implementation and within the development of new policy albeit that this will remain focussed on traditional sector areas. Notwithstanding this, organisational structures that involve the relevant sectors on all levels have been established that have a clear mandate to use principles of ICZM within activities relating to the coastal zone.

Pollution: Bathing water quality (A3.2)

According to the Bathing Water report for the 2007 season, 97.5 % of coastal bathing waters passed the minimum mandatory standards in 2007, and 50 % passed the guideline standards. One coastal bathing site was 'non-complying' in 2007; however, there were no bathing sites banned throughout the season.

Ecosystem approaches in Fisheries management measures (A3.3):

A fishery policy plan is in preparation. There is no information on whether it will include the ecosystem approach to fisheries management.

Community and National Financing under European Fisheries Funds (EFF) (A3.4):

There are separate operational programmes (OP) for Flanders and for Wallonia. The OP for Wallonia has not yet been approved by the Commission amounts to a total of EUR 9 690 000 for Axis 2 (of which EUR 8 500 000 would be allocated to investments in environmentally friendly aquaculture) and EUR 9 200 000 for Axis 3 (including EUR 3 740 000 for protecting and enhancing aquatic biodiversity and EUR 250 000 for running pilot projects). One out of 3 priorities aims for Axis 3 concerns the environment and is dedicated to 'environmental protection'. Under the Flemish OP, EUR 4 466 000 (22 % of the EFF budget) has been allocated to priority axis 1 which includes actions to reduce the impact of bottom trawling on benthic ecosystems and EUR 5 908 000 (17 %) is allocated to Axis 2 including investments for environmentally friendly aquaculture and aqua-environmental measures (in total EUR 3951300) and an unspecified amount of inland fisheries, EUR 4 125 000 is allocated to the protection and enhancement of aquatic biodiversity under Axis 3 with EUR 2 375 000

allocated for pilot projects. A National Operational Programme (2008-2013) has not yet been adopted and is currently being discussed therefore these figures are subject to change.

Restoration programmes for diadromous species (A3.5.a):

Restoration programmes are included in the operational programme (2007-2013) in Wallonia for eels and for salmon, and in Flanders for eels in the Environment & Nature Policy Plan MINA 3 + (2008-2010). Regional and local initiatives are under way. For example, research on the foraging area of eel in lake Weerde is being used as a basis for the Flemish eel pollutant monitoring network by the Research Institute for Nature and Forest (INBO). Under the National Operational Plan for the Fishery sector (EFF 2008-2013), negotiations are ongoing to use the opportunities given by the EFF Regulation to finance measures and initiatives for the protection (restoration) of threatened species and habitats in the annexes of the EU-Nature Directives and for the management of the marine Natura 2000 sites.

Fishing Capacity-Decommissioning (3.5.b):

The fishing capacity reduced from 128 vessels to 107 vessels from 1999 to 2006. During the same period, tonnage has declined from 22 838 to 20 035 and power (kW) has decreased from 63 453 to 60 190. In an annual report from the Commission COM (2007) 828, it was stated that, for Belgium: “a fleet reduction of 10 000 kW was desirable in 2006. Since fishing vessels with engine power over 221 kW were the main consumers of fishing quotas, one priority was to withdraw capacity from that segment of the fleet. In the end, six vessels from the large-vessel fleet and three from the small-vessel fleet were scrapped in 2006, resulting in a 9 % reduction in fleet capacity. A further reduction in fleet capacity by up to 10 % is envisaged in the short term.”

Action plans and conservation status for marine species and habitats (A3.6):

For fish and lampreys (possibly both fresh water and marine) approximately 20 % are regionally extinct, 2.5 % critically endangered and 1 % vulnerable. Further to this 40 % are considered rare and 36.5 % safe. According to the book 'Biodiversity in Belgium' (2003) national assessment of biodiversity for the period 1998-2002, it is stated: The Belgian marine areas suffer from severe declines in fish and crustacean populations, notably in commercial species. Over-fishing of commercial fish stocks (cod, sole and plaice) is of concern in the North Sea. By-catch is an issue, putting a heavy pressure on other species such as the harbour porpoise. As a party to the ASCOBANS Agreement, Belgium is working with other contracting parties to revise the standing ASCOBANS Recovery Plan for Baltic Harbour Porpoises (Jastarnia plan). Sea-bottom habitats and their biodiversity are under severe pressure from beam trawling, the most common fishing practice in Belgian marine waters. Overall fishing activities have resulted in a sharp decline in long-living and slowly reproducing species such as rays and sharks and many habitat-structuring species like oysters and other large invertebrates. For North Sea matters including the environment, the competent authority is the Federal Government, while for fisheries the competence lies with the Flemish Region. The Institute for Agricultural and Fisheries Research (ILVO) developed some experimental projects to reduce by-catch (modification in fishing gear, net types, tests with electrical pulses on trawl for shrimp fishing).

A number of marine threatened species are protected by law (Royal Decree of 21 December 2001) and for marine mammals, a monitoring system has been put in place to report stranded specimens. Until now, no specific species conservation action plans have been drafted for threatened marine species. However, the policy plan for MPAs, which is currently undergoing public consultation, proposes the drafting of such plans. Additionally, the federal Minister,

competent for marine environment, indicates in his policy statement that Belgium will be actively involved in international fora to achieve a system of effective protection for, in particular, threatened whales and sharks. In cooperation with the relevant authorities approaches and techniques to mitigate/restrict by-catch are being developed.

Aquaculture planning and biodiversity (A3.7):

The Operational programme for Wallonia and Flanders both take into account biodiversity aspects. Modalities to implement the new aquaculture regulation are in development.

4. To reinforce compatibility of regional and territorial development with biodiversity in the EU.

Biodiversity spending under Cohesion and structural funds:

Under the Cohesion and structural funds for the period 2007-2013, expenditures foreseen by Belgium for Biodiversity & Nature Protection, amount to EUR 1 million. Other relevant areas where Cohesion and structural funds will be allocated are Promotion of Natural Assets (EUR 15 000 000) and Natural Heritage (EUR 9 000 000).

5. To substantially reduce the impact on EU biodiversity of invasive alien species and alien genotypes.

Strategies to reduce impacts from invasive alien species (A5.1.2):

At the federal level there is no specific legislation dedicated to IAS but several legal instruments are dealing with the issue. These refer, for example, to the deliberate introduction of alien species in the marine environment; measures related to import, export and transit of non indigenous wild bird species; and measures against organisms harmful to plants and plant products. At the regional level dedicated legislation has been implemented in all three regions. However, only the Walloon legislation is addressing trade issues including export and import. Action Plans for IAS will be drawn up in the region of Brussels.

An information system on non-native invasive species has been developed at the initiative of scientists gathered within the Belgian Forum on Invasive Species. This system, called "Harmonia", aims at collecting standardized information on the impacts of non-native species which are assumed to be detrimental to native biodiversity in Western Europe.

Biosafety measures to reduce impacts from alien genotypes (A5.1.2 & 5.1.3):

Belgium has adopted/implemented relevant EU provisions on genetically modified organisms (GMO) such as Regulation 1946/2003 on transboundary movements, thus fulfilling the requirements of the Cartagena Protocol on Biosafety. Several decrees have been implemented especially on the regional level. A Royal decree has transposed the Directive 2001/18/CE on the deliberate release and placing on the market of GMOs. According to the decree, it aims to protect the environment from negative impacts caused by GMOs. Since many authorities are involved in managing GMOs, the Federal Government and the regions have signed a cooperation agreement in order to apply a common system for scientifically assessing the risks related to activities or products using GMOs. Regulations on coexistence of genetically modified crops with conventional and organic farming are in the process of being established.

B. POLICY AREA 2: THE EU AND GLOBAL BIODIVERSITY

6. To substantially strengthen effectiveness of international governance for biodiversity and ecosystem services.

Belgium adopted, in 2006, the Belgium National Biodiversity Strategy 2006-2016. The Third National Report to the CBD was submitted in 2005. The following thematic reports to the CBD were submitted: Forest Ecosystems, Global Taxonomy Initiative, and Protected Areas. The Third National Report provides information on the financial contribution to biodiversity in the Flemish Region: The budgetary allocation for the environment between 1997 and 2003 amounted to 4-5 % of the budget. A specific biodiversity budget line showed a decrease from EUR 140 000 in 2001 to EUR 114 000 in 2005. EUR 40-50 million is spent annually for specific nature, forest and landscape conservation programmes.

Detailed information is available on the support to developing countries for biodiversity, through the Belgian Development Cooperation. Support to projects with biodiversity as the explicit objective amounted to EUR 1 157 162 in 2004 (0.16 % of total development cooperation), and support to projects with biodiversity as an important but secondary objective to EUR 26 043 275 (3.63 % of total development cooperation).

Belgium paid the annual contributions to CBD, Ramsar, CMS, AWEA, EUROBATS, World Heritage Convention and the UNEP Environment Fund. The regional and the Federal Administrations also supported various projects under the above conventions through voluntary contributions.

7. To substantially strengthen support for biodiversity and ecosystem services in EU external assistance.

Funds allocated for biodiversity projects and programmes in developing countries (B7.1.3) and Members State's Overseas Countries and Territories (B7.1.6):

The key institution in Belgium with responsibility for Official Development Assistance (ODA) is the Directorate General for Development Cooperation (DGDC), which directly or indirectly manages some 60 % of ODA funding. In addition the Federal Public Service for Financial Affairs (FPSFA) manages country to country loans and contributions to international organisations. The Foreign Affaires Ministry is in charge of conflict prevention and part of humanitarian aid.

Belgium's direct bilateral ODA targets 18 countries, mainly including least developed countries and fragile States of Central Africa. Furthermore, it focuses on five sectors: basic health care; education and training; agriculture and food security; basic infrastructure; and conflict prevention and the consolidation of society. Added to these are three cross-cutting themes which relate to gender, the environment and welfare economics.

Annual spending on biodiversity-related bilateral aid in 2006 was EUR 6 890 000, which amounted to 0.71 % of the total bilateral aid budget.

Integration of biodiversity considerations into development programmes and projects impacts on biodiversity (Action B7.2.2 & 7.2.5):

A review of environmental assessment regimes of bilateral and multilateral development agencies by the Canadian International Development Agency (CIDA), on behalf of the OECD, found that Belgium does not have national environmental assessment legislation for development assistance activities. However, it has been incorporating environmental considerations into its development aid policy. Furthermore, the Belgian Agency for

Development Co-operation (BADC) is in the process of developing guidelines and procedures for implementing environmental screening and environmental impact assessment.

8. To substantially reduce the impact of international trade on global biodiversity and ecosystem services.

Belgium reported a relatively high level of intra-community trade in CITES species, with number of annual EC certificates issued for specimens of species listed in Annex A of EC Regulation 338/97, that implements CITES in the EU, amounting in 2005/06 to 3500. In comparison, number of annual permits issued for imports of specimens of species listed in the annexes to EC Regulation 338/97 in 2005/06 amounts to 1000 and is even lower when it comes to figures related to export and re-export. Approximately a total of four applications for import permits were denied in 2005/06; none were denied for export, re-export permits or intra-EU certificates. The number of seizures of specimens of species listed in EC Regulation 338/97 showed a slight increase from 2003 to 2006, from 96 to 108. The capacity of the Belgian CITES Management Authority was enhanced during the years 2005 to 2006 through the hiring of additional staff members and computerisation of trade data. In addition, a programme (EU-TWIX) was established at Community level by the Belgian CITES Management Authority and the Belgian Police in order to register the infringements to the CITES EC Regulations in each of the different Member states and allow information exchanges between the EU national enforcement authorities. Advice/guidance was provided by the Belgian CITES management Authority during this period to the enforcement authorities, traders, NGOs and the public in order to ensure the proper implementation of CITES in the country. As to financial support to developing countries, *Tanzania received a contribution for CITES-related conservation projects. Belgium paid the annual contribution to the CITES Trust Funds.*

C. POLICY AREA 3: BIODIVERSITY AND CLIMATE CHANGE

9. To support biodiversity adaptation to climate change.

Progress on Kyoto targets (C9.1.1):

Greenhouse gas emissions in Belgium in 2005 were 2 % below base year levels. However, it appears unlikely that Belgium will meet its Kyoto 2010 target of a 7.5 % reduction in emissions. At the moment its projected emissions for 2010 are 3.6 % below baselines, with existing policy measures. New initiatives are therefore needed.

Adaptation measures to increase biodiversity resilience to climate change (C9.4.1 & 9.4.3):

The country provides little information on actions related to climate change in its reports to CBD and UNFCCC. At the moment there is no plan to produce a national biodiversity and climate change adaptation strategy. However, in the Walloon Region a working group recently started to draft policy recommendations with regards to climate change impacts on Walloon forests. A Flemish climate change policy plan (2006-2012) provides measures for each of the relevant sectors.

It is uncertain how much research may be underway that may help to identify habitats and species at risk. From the information available now, it appears unlikely that habitats and species at risk from climate change have been identified.

D. POLICY AREA 4: THE KNOWLEDGE BASE

10. To substantially strengthen the knowledge base for conservation and sustainable use of biodiversity, in the EU and globally.

National research programmes (D10.1):

Biodiversity research programmes exist at the national level. Although the Bureau Central de Recherche (BCR) does not carry out research itself, it often gives out assignments and subsidies to universities and research centres. There is no specific strategy that aims to close the gap between research results and management practices. However, biodiversity is a key component of the following research programmes of the Belgian Science Policy Office: Science for a Sustainable Development, the Belgian Co-ordinated Collections of Micro-organisms and the Antarctic programme. The Belgian biodiversity platform is the national forum which acts as an interface between biodiversity research and policy.

At the sub-national level, a forum exists for the Flemish region only. The Flemish region spends circa 16 million Euros per year on environmental research. The research Institute for Nature and Forest (INBO) produces the Flanders nature reports (NARA), which describe and evaluate the state of the nature, underlying causes of change and efforts towards improvement, and are aimed at policy makers and citizens. They provide scientific support to environmental planning processes. Besides the 2-yearly report a regular follow-up of biodiversity indicators is published yearly and accessible on line. In the Walloon region, no specific programme on biodiversity research exists although targeted financing is given for specific research studies. The Walloon Region has a Research Centre for timber, forest and nature and is also in charge of the monitoring or implementation of Natura 2000 and the Water Framework Directive.

E. THE FOUR KEY SUPPORTING MEASURES

1. Ensuring adequate financing

Overall use of Community funds for biodiversity:

RDP 2000 – 2006

Biodiversity related activities under this RDP relate to LFA payments and are covered in priority measure 1. Financial allocations to this area amount to EUR 64 310 000, and include an EC contribution of EUR 33 390 000.

RDP 2007 - 2013

Under axis 2 of Belgium's Rural Development Plan (2008-2013) there are EUR 300 400 000 allocated to biodiversity related activities, of which 50 % is to be covered by the European Agricultural Fund for Rural Development.

Axis	Total Public Expenditure(EUR)	EAFRD* contribution rate (in %)	EAFRD Contribution (EUR)
2 (total)	300 400 000	50 %	150 100 000
Flanders	112 300 000	50 %	56 100 000

Wallonia	188 100 000	50 %	94 100 000
----------	-------------	------	------------

* EAFRD: European Agricultural Fund for Rural Development

The main priority areas for Flanders, covering over 90 % of the resources allocated under Axis 2 include:

- Agro-environment measures (89.9 % of total co-financed public expenditure)
- LFA payments (2.8 % of total co-financed public expenditure)
- Natura 2000 payments (2.3 % of total co-financed public expenditure)
- Afforestation of agriculture land (2.4 % of total co-financed public expenditure).

The main priority areas for Wallonia, covering over 90 % of the resources allocated under Axis 2 include:

- Agro-environment measures (77.7 % of total public expenditure for axis 2)
- LFA payments (17.5 % of total public expenditure for axis 2)
- Natura 2000 payments (3.2 % of total public expenditure for axis 2).

Fisheries

A National Operational Programme (2008-2013) has not yet been adopted and is currently being discussed; therefore the given figures are subject to change. Biodiversity-related activities under this scheme include: protection (restoration) of threatened species and habitats in the annexes of the EU-Nature Directives, and the management of the marine Natura 2000 sites.

There are separate operational programmes (OP) for Flanders and for Wallonia. The OP for Wallonia has not yet been approved by the Commission amounts to a total of EUR 9 690 000 for Axis 2 (of which EUR 8 500 000 would be allocated to investments in environmentally friendly aquaculture) and EUR 9 200 000 for Axis 3 (including EUR 3 740 000 for protecting and enhancing aquatic biodiversity and EUR 250 000 for running pilot projects). One out of 3 priorities aims for Axis 3 concerns the environment and is dedicated to 'environmental protection'.

Under the Flemish OP, EUR 4 466 000 (22 % of the EFF budget) has been allocated to priority axis 1 which includes actions to reduce the impact of bottom trawling on benthic ecosystems and EUR 5 908 000 (17 %) is allocated to Axis 2 including investments for environmentally friendly aquaculture and aqua-environmental measures (in total EUR 3 951 300) and an unspecified amount of inland fisheries, EUR 4 125 000 is allocated to the protection and enhancement of aquatic biodiversity under Axis 3 with EUR 2 375 000 allocated for pilot projects.

2. Strengthening EU decision-making

Plans and follow-up to UN Millennium Ecosystem Assessment (E2.1):

There is a plan to follow up the UN millennium ecosystem assessment for the Flemish region of Belgium. Within this region there is a plan to cover a number of different systems and ecosystem services. Studies to assess the ecosystem services and to develop valuation methods are initiated. At this moment, Federal and Regional authorities negotiate the set-up of a project to assess the ecosystem services of the marine environment of the Belgian part of the North sea or, in collaboration with neighbouring countries of the ecosystem services of the

entire North Sea area.

Alignment of national biodiversity strategies with EU (E2.2):

Belgium's National Biodiversity Strategy (adopted in January 2007) includes an objective (Objective 5) to improve the integration of biodiversity concerns into all social and economic sectoral policies. The Second Federal Plan for Sustainable Development foresees the integration of all aspects of biodiversity into four action plans within four major Federal sectors: the economy, development cooperation, transport and science policy. Finalisation of those plans is foreseen in 2008/2009. The Flemish Environment and Nature Policy Plan 2003-2007 includes a specific chapter on the integration of environmental issues including biodiversity into four sectors: spatial planning, agriculture, mobility, economy and energy. The general objective of Belgium's National Biodiversity Strategy is to contribute nationally and internationally towards the achievement of the European target of halting the loss of biodiversity by 2010.

Effective integration of Natura 2000, Rural development, river basin management and other territorial plans and programmes in support for biodiversity (E2.5):

One priority of the Belgian National Biodiversity Strategy (2006-2016) is to integrate biodiversity aspects better and more clearly in current and future rural development plans. In particular, the revision of rural development plans for the period 2007-2013 is considered as an occasion to streamline integration of biodiversity in these plans at Belgian level. The river basin management plans in Flanders integrate biodiversity concerns and Natura 2000 aspects.

3. Building partnerships

National partnerships for biodiversity including private sector involvement (E3.1):

Belgium's National Biodiversity Strategy 2006-2016, adopted in October 2006, identifies a specific operational objective directly relevant with regard to private sector: "Encourage the involvement of the private sector in the protection of biodiversity, as an integral part of business planning and operations"

Work is ongoing to develop action plans for the integration of biodiversity in key sectors at federal and regional level. Establishment of partnerships with private sector has been identified as one of the potential key actions for the action plan on integration of biodiversity in the economic sector. Already, the mining/extractive sector is involved in partnership at the federal level, for instance they are involved through a Fund for Sand/Gravel Extraction (a tax paid per cubic meter extracted, which is used to monitor the effect of the sand or gravel extraction on the marine environment.), while tourism, mining and farming sectors are involved in partnerships within the Walloon and Flemish regions. The Walloon region has additional biodiversity partnerships with SMEs, while in the Flemish region there are also partnerships with landowners/hunters, the Flemish Administration of water course management, Ministry of Defence and Local authorities. A range of guidelines have been developed in these two regions.

There is a campaign organised by the national focal point CBD known as 'I give my life to the planet' which involves more than 50 partners, made up of mainly local or regional environmental NGOs.

4. Building public education, awareness and participation

National/Sub-national public awareness campaigns/initiatives (E4.1):

Belgium's National Biodiversity Strategy includes an objective (Objective 8) to "Involve the community in the strategy through communication, education, public awareness and training". For example, an awareness-raising campaign was launched in April 2005 by the Federal Public Service Health, Food Chain Safety and Environment.

Overall in Belgium, 56 % of people taking part in a European wide Biodiversity-awareness poll (Flash Eurobarometer), had heard of biodiversity and 24 % knew what this means. 45 % are well informed about biodiversity loss. However only 10 % had heard of the Natura 2000 network and knew what this means compared to 81 % who had never heard of Natura 2000. In total, 74 % of people polled felt they made personal efforts to protect biodiversity.

F. MONITORING

For two of the three administrative regions of Belgium, Walloon and Flanders, indicator and monitoring processes are well established, while for the Brussels Capital Region, a monitoring and indicator strategy is under development. However, many biodiversity monitoring schemes exist in Belgium, covering all three administrative regions. The EuMon database includes many Belgian monitoring schemes, and all relevant ones from the Flemish region. While there are many species monitoring schemes, habitat and wider ecological monitoring schemes are very well represented, covering terrestrial, freshwater and marine ecosystems. A few schemes have started 20 or more years ago; many others have begun in the 1990s or in this decade.

Certainly linked to some of the long-ongoing monitoring schemes, several biodiversity indicators have been implemented in Belgium for many years. In Walloon and Flanders, a sophisticated system of indicators is developing, closely aligned with the CBD framework, the EU/PEBDLS and the SEBI 2010 indicators framework and also linked to the EU Birds and Habitats Directives. While several indicators are currently under development, in particular in Walloon, very few gaps remain.

DATA SOURCES

A1. To safeguard the EU's most important habitats and species:

A1.1, A 1.2 & A.1.3

http://ec.europa.eu/environment/nature/natura2000/barometer/index_en.htm

<http://dataservice.eea.europa.eu/atlas/viewdata/viewpub.asp?id=2639>

<http://cdr.eionet.europa.eu/>

<http://ec.europa.eu/environment/life/project/Projects/index.cfm>

http://ec.europa.eu/environment/nature/ecosystems/docs/adaptation_fragmentation_guidelines.pdf

A.1.3.

MS Questionnaire

A.1.3

<http://www.ebcc.info/pecbm.html>

A.1.3.

http://www.cbd.int/doc/world/be/be-nr-03-en.doc#_Toc78202047

A2. To conserve and restore biodiversity and ecosystem services in the wider EU countryside

A2.1.1, 2.1.2 & 2.1.8

Published National Rural Development Programmes (IEEP database 2008)

European Commission unpublished data (2008)

MS questionnaire

A2.1.11

Third National Report to the Convention on Biological Diversity (2005)

<http://www.cbd.int/doc/world/be/be-nr-03-en.pdf>

National Biodiversity Strategy 2006-2016

http://www.biodiv.be/implementation/docs/stratactplan/national_strategie_biodiversity_en.pdf/download

A2.1.4 & 2.1.10

Alliance Environment (2007). Evaluation of the application of cross compliance as foreseen under Regulation 1782/2003. Part I: Descriptive Report - 26/07/2007. Report to the European Commission.

A2.1.5 & A2.2.1

MS Questionnaire

A2.3.1

WFD Scoreboard

http://ec.europa.eu/environment/water/water-framework/transp_rep/scoreboard_en.htm

A2.4.2 & 2.4.3

Belgium NEC Directive submission (24 Dec 2007)

http://cdr.eionet.europa.eu/be/eu/nec/envr2_cmg

NEC Directive National Programmes

http://ec.europa.eu/environment/air/nationalprogr_dir200181.htm

MS reporting to NEC Directive

http://ec.europa.eu/environment/air/implem_nec_directive.htm

A3. To conserve and restore biodiversity and ecosystem services in the wider EU marine environment

A3.1

http://www.biodiv.be/implementation/docs/stratactplan/national_strategie_biodiversity_en.pdf

http://ec.europa.eu/environment/iczm/pdf/evaluation_iczm_report.pdf

[http://www.rupprecht-consult.de/iczmdownloads/Belgian%20national%20report%20ICZM,%20English%20version.pdf](http://www.rupprecht-consult.de/iczm/downloads/Belgian%20national%20report%20ICZM,%20English%20version.pdf)

A3.2

http://ec.europa.eu/environment/water/water-bathing/summary_report_2008.html

A3.4

http://environnement.wallonie.be/cgi/dgrne/plateforme_dgrne/news/newspics/temp/po_peche.pdf

http://ec.europa.eu/fisheries/cfp/structural_measures/operational_programmes_en.htm

A 3.5a

http://environnement.wallonie.be/cgi/dgrne/plateforme_dgrne/news/newspics/temp/po_peche.pdf

<http://www.inbo.be/docupload/2648.pdf>

3.5.b

<http://ec.europa.eu/fisheries/fleetstatistics/index.cfm?lng=en>

<http://eur-lex.europa.eu/LexUriServ/LexUriServ.do?uri=COM:2007:0828:FIN:EN:DOC>

A3.6

http://www.sciencesnaturelles.be/institute/structure/biodiv/products/belgium/pdf/bibke_fr.pdf

<http://ec.europa.eu/fisheries/publications/fishyearbook2007.pdf>

<http://www.inbo.be/content/page>

A3.7

http://environnement.wallonie.be/cgi/dgrne/plateforme_dgrne/news/newspics/temp/po_peche.pdf

http://ec.europa.eu/fisheries/cfp/structural_measures/operational_programmes_en.htm

A4. To reinforce compatibility of regional and territorial development with biodiversity in the EU

Infoview Data (DG Regio)

LIFE+ 2007 Call for Proposals – DG Environment

LIFE expenditure 2000-2006 – DG Environment

A5. To substantially reduce the impact on EU biodiversity of invasive alien species and alien genotypes

A5.1.2

MS questionnaire

A5.1.2 & 5.1.3

National Report on the Cartagena Protocol on Biosafety

<http://www.cbd.int/biosafety/parties/reports.shtml?report=NR-CPB-01>

European Commission Report on the Implementation of National Measures on the Coexistence of Genetically Modified Crops with Conventional and Organic Farming

http://ec.europa.eu/agriculture/coexistence/index_en.htm

National legislation

<http://www.ogm-ggo.be>

B6: To substantially strengthen effectiveness of international governance for biodiversity and ecosystem services

B.6

<http://www.cbd.int/countries/?country=be>

<http://www.cbd.int/doc/world/be/be-nr-03-en.pdf>

<http://www.cbd.int/convention/parties/contributions.shtml?tab=2&yr=2007>

http://www.ramsar.org/res/key_res_ix_12_e.htm

http://www.cms.int/bodies/StC/32_stc_meeting/French/Doc_09_Fonds_Affectation_avec_Annexes.pdf

http://www.unep-aewa.org/meetings/en/stc_meetings/stc4docs/pdf/stc4_9_income_expenditures.pdf

<http://whc.unesco.org/en/sessions/31COM/documents/>

http://www.unep.org/rmu/en/Financing_of_UNEP/Environment_Fund/Table_2007/index.asp

B7. To substantially strengthen support for biodiversity and ecosystem services in EU external assistance

B7.1.3 & 7.1.6:

www.oecd.org/dac/stats/crs

http://www.oecd.org/department/0,3355,en_2649_33721_1_1_1_1_1_1,00.html

B7.2.2 & 7.2.5:

<http://www.acdi-cida.gc.ca/CIDAWEB/acdicida.nsf/En/REN-218131217-PEH>

A8. To substantially reduce the impact of international trade on global biodiversity and ecosystem services

B.8

<http://www.cites.org/eng/resources/reports/biennial.shtml>

<http://www.cites.org/eng/cop/14/doc/E14-07-1.pdf>

C9: To support biodiversity adaptation to climate change

C9.1.1

EC (2007) Communication from the Commission. Progress towards achieving the Kyoto objectives.

http://ec.europa.eu/environment/climat/gge_progress.htm

C9.4.1 & 9.4.3

Third National Report to the Convention on Biological Diversity (2005)

<http://www.cbd.int/doc/world/be/be-nr-03-en.doc>

Fourth National Communication On Climate Change to the UNFCCC (2006)

<http://unfccc.int/resource/docs/natc/dennc4.pdf>

<http://www.lne.be/themas/klimaatverandering/klimaatconferentie/vlaams-klimaatbeleidsplan-2006-2012/flemish-climate-policy-plan-2006-2012>

D10. To substantially strengthen the knowledge base for conservation and sustainable use of biodiversity, in the EU and globally

D10.1

Belgian Science Policy Office (<http://www.belspo.be>)

Belgian Biodiversity Platform (<http://www.biodiversity.be>)

www.inbo.be

www.nara.be

www.natuurindicatoren.be

www.biodiversityindicators.be

www.inbo.be

www.nara.be

www.natuurindicatoren.be

www.biodiversityindicators.be

E1. Ensuring adequate financing

http://ec.europa.eu/agriculture/rur/countries/be/index_en.htm

http://ec.europa.eu/agriculture/rurdev/countries/be/index_en.htm

MS Questionnaire

see [A2.1.1](#)

E2. Strengthening EU decision-making

[E2.1](#)

MS Questionnaire

[E2.2](#)

<http://www.biodiv.be/implementation/docs/stractactplan/>

[E2.5](#)

http://www.biodiv.be/implementation/docs/stractactplan/national_strategie_biodiversity_en.pdf

<http://ias.biodiversity.be/ias> (National)

http://www.inbo.be/content/page.asp?pid=EN_FAU_EXO_start (Flemish)

www.inbo.be

E3. Building partnerships

[E3.1](#)

MS Questionnaire

<http://www.conservation-des-habitats.be/prix.htm>,

http://www.electrabel.be/corporate/sponsor/environmentalprojects_fr.asp

E4. Building public education, awareness and participation

[E4.1](#)

<http://www.biodiv.be/implementation/docs/stractactplan/>

F1-4. Monitoring, evaluation and review

<http://www.inbo.be/files/Bibliotheek/47/174847.pdf>

www.biodiversityindicators.be

<http://eumon.ckff.si/>

BULGARIA

Competent authority(ies) for nature & biodiversity:

Ministry of Environment and Water of Bulgaria:

http://www.moew.government.bg/index_e.html

National Nature Protection Service: <http://chm.moew.government.bg/nnps/indexE.cfm>

Ministry of Agriculture and Forestry: http://www.mzgar.government.bg/mz_eng/default.asp

Executive Environmental Agency: <http://nfp-bg.eionet.eu.int/ncsd/eng/bulletins.html>

Most recent national/subnational biodiversity strategy/action plan:

National Biological Diversity Strategy (1998) and National Biodiversity Conservation Plan (2000-2005): <http://www.cbd.int/countries/?country=bg>

Latest review of the implementation of biodiversity strategy/action plan:

Alignment with EU biodiversity plan:

Alignment with EU 2010 Biodiversity Indicators (SEBI 2010):

Key sources of official nature & biodiversity information used for evaluation:

- Ministry of Environment and Water of Bulgaria:
http://www.moew.government.bg/index_e.html
- National Nature Protection Service: <http://chm.moew.government.bg/nnps/indexE.cfm>
- Ministry of Agriculture and Forestry:
http://www.mzgar.government.bg/mz_eng/default.asp
- Parks in Bulgaria: <http://www.bg-parks.net/main.php?act=arhiv&act1=rez1&rec=31&id=158>
- Bulgaria Operational Programme for Fisheries 2007-2013:
http://ec.europa.eu/fisheries/cfp/structural_measures/op/bulgaria_en.pdf
- Country Profile: Bulgaria, Convention of Biological Diversity:
<http://www.cbd.int/countries/profile.shtml?country=bg>

SUMMARY OF PROGRESS IN DELIVERY OF OBJECTIVES OF EU BIODIVERSITY ACTION PLAN

A. POLICY AREA 1: BIODIVERSITY IN THE EU

1. To safeguard the EU's most important habitats and species.

Natura 2000 sites (terrestrial and marine) (A.1.1, A.1.2 & A.1.4)

	<i>Number of sites</i>	<i>Area (km².)</i>
Total SCIs/SACs (Habitats Directive)	228	33 430
SCIs/SACs with marine component (Habitats Directive)	14	592
Total SPAs (Birds Directive)	114	23 217
SPAs with marine component (Birds Directive)	14	539

Number of SCIs and SACs - Natura 2000 Barometer – June 2008 (Source: European Topic Centre on Biological Diversity based on data supplied by Member State)

Bulgaria does not have totally marine Natura 2000 sites, however 14 SCIs and 14 SPAs include terrestrial and marine areas and two of them are with common borders. The total area of NATURA 2000 is 33.8 % of the country. Bulgaria was considered, in June 2008, to have achieved a level of sufficiency of 94.3 % for site selection for species and habitat types under Habitats Directive, in its territory.

Bulgaria did not participate in the LIFE Nature programme in the period 2000-2006. According to the indicative national allocations, Bulgarian projects received EUR 4 025 000 from LIFE+ funds, for the year 2007.

Conservation status assessment (A1.2)

Under the Habitats Directive, Bulgaria has three biogeographical regions (Continental, Alpine, Black Sea). The results of the first conservation status assessment for species and habitats of community interest will be prepared for next reporting phase, in 2013.

Red Data Books/Lists, National/Subnational Atlases, Action Plans (A1.3)

Data from Bulgarian Red Data Lists are integrated into conservation planning through the development of strategies, conservation and action plans. A considerable number of species were included in the *Red Data Book of Republic of Bulgaria: Part 1. Plants and Fungi are now* under preparation. A list of species which need action plans was sent to the Ministry of Environment and Water and a list of bryophyte species to be added in Bulgarian Biodiversity Act was proposed to Ministry of Environment and Water but that proposal was not accepted. Red data lists are currently available for Mammals, Birds, Amphibians, Reptiles, Fish (all 1985), and Mosses, and other non-vascular plants (both 2006). Also in preparation are new red data lists for Mammals, Birds, Amphibians, Reptiles, Fish, Dragonflies, Butterflies and Beetles (all due December 2008). Action plans for sturgeon and tortoises exist, with none listed as in preparation. National/sub-national atlases are currently available for Mammals, Birds, Amphibians, Reptiles (all 2007), Fish (1995, 2006) and for endemic vascular plants

(2006). In preparation are atlases for Amphibians, Reptiles (both due 2009) and Fish (no due date given).

Common bird monitoring (A1.4)

Common bird monitoring is carried out by Bulgarian Society for the Protection of Birds. The results are available online. Four of the 38 species with sufficient data are strongly decreasing; six are moderately decreasing, while one is increasing strongly. The remaining 27 species are classified as no change, as they have a broad range of confidence interval and did not result in an average annual change of more or less than 5 %.

Information could not be found on the spatial data, ecological connectivity tools or Article 17 conservation status assessments.

2. To conserve and restore biodiversity and ecosystem services in the wider EU countryside.

Rural Development Programmes (A2.1.1, 2.1.2 & 2.1.8):

According to information supplied by the Bulgarian authorities, the Axis 2 budget of the Bulgarian RDP accounts for about 25.4 % of public RDP expenditure (i.e. EAFRD allocations plus co-financing). The majority of Axis 2 funds are focused on agri-environment payments (14.2 % of total RDP public expenditure; 55 % of Axis 2 expenditure). Agri-environment measures include support for organic farming, management of HNV areas and creation and maintenance of landscape features.

There is a small allocation of funding for first afforestation of agricultural land (1.3 % of RDP public expenditure).

Natura 2000 funding measures are not utilised, as the designation of Natura sites is currently underway. However, SPAs and SCIs that have been adopted by the Bulgarian Council of Ministers will be treated as HNV farmland areas and therefore subject to HNV farmland agri-environment measures. It is anticipated that Natura 2000 payments will be introduced from 2010.

Agricultural genetic diversity (A2.1.11):

According to the country's Second National Report to the CBD, the management, conservation and sustainable use of agro-systems is guaranteed by the work of the agriculture department in the Ministry of Agriculture and Forest. Bulgaria is helping to implement the Global Plan of Action for the Conservation and Sustainable Utilization of Plant Genetic Resources. In 2006, a programme on collection, research, storage and management of the country's plant genetic resources was adopted.

Agricultural cross-compliance measures (A2.1.4 & 2.1.10):

Bulgaria's GAEC measures have not been assessed.

Afforestation / deforestation policies and biodiversity (A2.1.5):

According to Bulgaria's questionnaire response, planning tools such as GIS, guidance documents and biodiversity surveys are used for afforestation and deforestation plans, programmes and projects. However, it seems that no national/subnational strategy has been developed to ensure assessments of biodiversity regarding such operations.

Soil protection and biodiversity (A2.2.1):

According to Bulgaria's questionnaire response, the country has evaluated soil biodiversity losses, and identified relevant indicators in the framework of its national soil monitoring system. Furthermore, risks to soil biodiversity loss and geographical risk areas for soil degradation are taken into account within the National Action Plan for Sustainable Land Management and Combating Desertification in Bulgaria. Research by the Institute of Soil Science and the Institute of Forestry underway.

Measures to improve the ecological status of freshwaters (A2.3.1):

Bulgaria has completed all the legal transposition and the implementation elements of the Water Framework Directive 2000/60/EC (WFD) which have deadlines during 2004, 2005 and 2007. These include the production of a River Basin District Report and River Basin Analysis report and Monitoring Network Report.

Measures to reduce air pollution impacts on biodiversity (A2.4.2 & 2.4.3):

In 2005, Bulgaria's emissions of nitrogen oxides, ammonia and non-methane volatile organic compounds were well below the ceilings set by the NEC Directive. Only sulphur oxide emissions exceeded the target set. As no information on projected emissions by 2010 and on measures taken is available, it remains unclear whether and how Bulgaria will meet its NEC emission ceiling levels.

3. To conserve and restore biodiversity and ecosystem services in the wider EU marine environment.

Good marine ecological status (A3.1a):

There is no national plan or strategy for the Marine environment that incorporates biodiversity or environmental issues. Instead, the National Fisheries Strategy 2007-2013 and Operational Programme have some elements which contain issues regarding biodiversity and environment (see section A3.4 below).

Bulgaria is a Contracting Party to the Protocol on Black Sea Biodiversity and Landscape Conservation of the Bucharest Convention on the Protection of the Black Sea against Pollution, and as such has responsibilities under the Strategic Action Plan for the Black Sea Biodiversity and Landscape Conservation Protocol (BSBLCP-SAP). One of the main objectives of the BSBLCP-SAP is "to halt losses of currently known threatened species and destruction of their habitats by 2010 arising from human activities in the BSBLCP area and to prevent appearance of new threatened species by human activities".

Integrated coastal zone management (ICZM) (A.3.1.b):

Bulgaria does not have a national plan / strategy on Integrated Coastal Zone Management (ICZM) and currently there is no such strategy being developed.

Pollution: Bathing water quality (A3.2)

There are preliminary studies and a proposal for a bathing water quality monitoring programme currently underway. Results for 2008 indicate that 89.9 % of sites monitored met the minimum (mandatory) standards, and 76.4 % of sites met the guide values.

Ecosystem approaches in Fisheries management measures (A3.3):

An ecosystem based management approach is not yet incorporated into any of the fisheries

plans. Fisheries management plans are under development for turbot and sprat.

Community and National Financing under European Fisheries Funds (EFF) (A3.4):

The Bulgarian Operational Programme for Fisheries 2007-2013 incorporates measures for environmentally-friendly fisheries. Under Priority Axis 2, which received 45 % of the total EFF contribution, is Measure 2.2: Aqua-environmental measures for aquaculture (see A3.7).

Measure 3.2, Protection and development of aquatic fauna and flora, under Priority Axis 3 received 25 % of the total EFF contribution and aims to create up to four artificial reefs. These will ensure a favourable environment for reproduction of aquatic fauna and flora in the Black Sea. Artificial reefs may be constructed by utilizing vessels withdrawn from the Bulgarian fishing fleet, complying both with EU legislation and the Protocol on the protection of the Black Sea Marine Environment against Pollution by Dumping. The main types of investments will be the construction and installation of facilities intended for protection of marine fauna and flora.

Priority Axis 1, Measures for the Adaptation for the Community fishing fleet, received 10 % of the total EFF contribution.

Restoration programmes for diadromous species (A3.5.a):

In relation to sturgeon there is an 'Action Plan on conservation of sturgeons in the Bulgarian waters of the Danube River and the Black Sea.' The aim of this Action Plan is to determine the current state of the sturgeon stocks in Bulgarian waters; development of recommendations for sustainable exploitation, stabilizing and increasing the number of populations of Beluga sturgeon (*Huso huso*), Russian sturgeon (*Acipenser gueldenstaedti*) and sterlet (*A. ruthenus*); as well as restoring populations of *A. stellatus* and *A. nudiiventris*.

Fishing Capacity-Decommissioning (3.5.b):

Until the beginning of the 1990s, Bulgaria used to be an important player in ocean fisheries. However, the transition to a market economy, privatization, significant fuel price rise and a series of other factors resulted in closure of the company "Okeanski ribolov" (Ocean fishing). Bulgarian capacity for catch is under the available resources in Black Sea in the 12 miles zone of the country and recently the fishing activity is at a level that is considered to be significantly less than the allowable catches.

There is a considerable lack of data and assessment of information regarding Fishing Capacity and Vessels in the past few years and only figures from 2007 were made available in the National OP document. The number of vessels in the Bulgarian fleet for 2007 is 2556. The tonnage for 2007 of the Bulgarian fleet is 8320.93tons and the power is 62924.12kW.

Action plans and conservation status for marine species and habitats (A3.6):

According to the Country Profile posted by the Convention of Biological Diversity, the Bulgarian Biodiversity Conservation Act ensures development of Action Plans for plant and animal species. Such plans are being developed with priority on species that are threatened on an international level or whose populations are in bad condition within Bulgaria. There are 35 Action Plans for different species, including an 'Action Plan on conservation of sturgeons in the Bulgarian waters of the Danube River and the Black sea'.

The Ministry of Environment and Water initiated the process of establishment of a national biodiversity monitoring system (NBMS) concerned with the enforcement of national and international legislation, including that of the European Union, related to the preservation of

biodiversity. The first stage of this process is the development of a framework outlining the main principles, concepts and rules which will form the basis for the establishment and operation of the NBMS. Whilst there are proposals for monitoring marine habitats and species (mammals, birds and invertebrates), methodologies are yet to be approved and a database developed.

As part of the 'Action Plan on conservation of sturgeons in the Bulgarian waters of the Danube River and the Black sea', sturgeon populations will be monitored and evaluated. The Black Sea environment is the subject of an ongoing monitoring project at the Institute of Oceanology, Bulgarian Academy of Sciences (IO-BAS). One of the objectives of the IO-BAS is to improve the Black Sea scientific bases (methodologies and scientific tools) for assessment of the Black Sea ecosystem health through regional and international co-operation.

The Central Laboratory of General Ecology, Bulgarian Academy of Sciences (CLGE-BAS) research teams have developed a programme of ongoing research on selecting appropriate monitoring programs and methodologies for the communities of brown, green and red algae following the guidelines of the EU Water framework directive.

Aquaculture planning and biodiversity (A3.7):

Measure 2.2: Aqua-environmental measures under Axis 2 of the EFF concerns the introduction of new environmentally friendly methods for aquaculture production decreasing the pressure on the environment, compared to conventional aquaculture practices. Funding through the EFF will allow for compensation to farmers for the higher cost of these methods, instead of having to rely on an increase of the final price. The aquaculture production methods introduced through the 'Aqua-environmental measures' help to protect and improve the environment and to conserve nature. The Monitoring Committee will decide on the use of certification standard for environmental-friendly production practices in accordance with the Regulatory framework after a consultation with the stakeholders.

4. To reinforce compatibility of regional and territorial development with biodiversity in the EU.

Biodiversity spending under Cohesion and structural funds:

Under the Cohesion and structural funds for the period 2007-2013, expenditures foreseen by Bulgaria for Biodiversity & Nature Protection amount to EUR 81 000 000. Other relevant areas where Cohesion and structural funds will be allocated are Promotion of Natural Assets (EUR 18 000 000) and Natural Heritage (EUR 60 000 000).

5. To substantially reduce the impact on EU biodiversity of invasive alien species and alien genotypes.

Strategies to reduce impacts from invasive alien species (A5.1.2):

Bulgarian legislation addresses the issue of IAS within its Biological Diversity Act, which addresses the introduction of non-native species and the reintroduction of native animal and plant species into the wild. IAS are neither dealt with as part of a national biodiversity strategy or action plan nor has a national strategy on IAS been developed.

Biosafety measures to reduce impacts from alien genotypes (A5.1.2 & 5.1.3):

The development, handling, transport, transfer and release of living modified organisms (LMOs), except food, food ingredients and pharmaceuticals for human and veterinary use

which contain or consist of LMOs or combination of LMOs, are covered by the Bulgarian GMO Act, which entered into force in June 2005. It aims to protect human health and the environment in accordance with the precautionary principle, which means priority is given to the protection of human health and the environment if any potential harmful effects are likely to occur, regardless of the existing economic interests or the unavailability of sufficient scientific data.

The Regulation on the contained use of GMOs and the Regulation on the deliberate release and placing on the market of GMOs complement the Act. The development, handling, transport, transfer and release of LMOs, intended for direct use as food or for processing is covered by the Bulgarian Law of Foodstuffs, which entered into force in January 2005.

The Bulgarian GMO Act also includes some provisions with relevance to coexistence, going beyond the EU biosafety framework and particularly the EC recommendation on guidelines for co-existence. Furthermore, in 2004 a working group under the auspices of the Ministry of Agriculture and Forests was convened to develop a national policy for the coexistence of conventional, organic and GM crops. It developed a strategic view for the next 5-10 years. It remains unclear whether the country is in the process of developing dedicated legislation dealing with the issue.

B. POLICY AREA 2: THE EU AND GLOBAL BIODIVERSITY

6. To substantially strengthen effectiveness of international governance for biodiversity and ecosystem services.

Bulgaria prepared their National Biodiversity Conservation Plan in 1999. The Second National Report to the CBD was prepared in 2001. So far, no thematic report has been submitted to the CBD. Funds provided by Ministry of Environment and Water (MOEW) for biodiversity purposes were 13 124 000 BGN and an additional 5 695 000 BGN from the other Ministries. Bulgaria paid its annual contributions to CBD, Ramsar, CMS, AEWA, World Heritage Convention and the UNEP Environment Funds.

7. To substantially strengthen support for biodiversity and ecosystem services in EU external assistance.

Funds allocated for biodiversity projects and programmes in developing countries (A7.1.3 & 7.1.6):

Bulgaria's participation in international development cooperation is coordinated by the Minister of Foreign Affairs. The Minister is supported in the performance of these functions by an International Development Cooperation Council (IDCC). The Council approves the general guidelines, goals, objectives, geographical and thematic priorities of Bulgaria's official development assistance. Bulgaria identifies two groups of countries for cooperation in the sphere of development: priority states (mainly Southeast Europe and the Black Sea basin) and states with respect to which Bulgaria has undertaken international commitments within international organisations and coalitions (e.g., Iraq and Afghanistan). The country's policy of development cooperation focuses on issues such as education and training of specialists, building and maintaining of infrastructure as well as environmental protection and promotion of the sustainable development.

It is not clear to what extent Bulgaria supports biodiversity projects and programmes in

developing countries.

Integration of biodiversity considerations into development programmes and projects impacts on biodiversity (Action B7.2.2 & 7.2.5):

Integration of biodiversity considerations into development programmes and projects impacts on biodiversity have not been assessed.

8. To substantially reduce the impact of international trade on global biodiversity and ecosystem services.

The figures for CITES permits for 2005 and 2006 indicate a low level of trade in CITES species. Only one permit application that was denied was reported. Additionally, one seizure was reported in 2005/6 – a decrease from 2 seizures reported in 2003/04. National capacity was built through improvement of national networks and computerisation. Advice/guidance and technical assistance provided to the Scientific Authority, advice/guidance and training to the enforcement authorities as well as advice/guidance to traders and the public. The annual contribution to the CITES Trust Funds was paid.

C. POLICY AREA 3: BIODIVERSITY AND CLIMATE CHANGE

9. To support biodiversity adaptation to climate change.

Progress on Kyoto targets (C9.1.1):

Bulgaria has agreed to reduce its greenhouse gas emissions during the 2008-2012 period by 8 % below 1988 base levels. In 2005 its emissions were 47.2 % lower than 1988 and although emissions are rising as a result of increasing economic activity, its Kyoto target will be easily achieved, with projected emissions some 37 % below levels.

Adaptation measures to increase biodiversity resilience to climate change (C9.4.1 & 9.4.3):

According to its 2006 UNFCCC report, Bulgaria is developing forestry and agriculture adaptation measures. However, there does not appear to be any consideration of biodiversity adaptation requirements.

Bulgaria does not appear to have submitted a third national report to the CBD and no information on biodiversity risks is provided in its 4th UNFCCC report. It is therefore not known if it has assessed climate change risks to habitats and species.

D. POLICY AREA 4: THE KNOWLEDGE BASE

10. To substantially strengthen the knowledge base for conservation and sustainable use of biodiversity, in the EU and globally.

National research programmes (D10.1):

Bulgaria has a dedicated national programme supporting biodiversity research through the National Biodiversity Conservation Plan 2005-2010 (in press). There is no forum yet to ensure that biodiversity outcomes are reflected in biodiversity policy development and implementation, but there are plans to incorporate this by 2010.

E. THE FOUR KEY SUPPORTING MEASURES

1. Ensuring adequate financing

Overall use of Community funds for biodiversity:

Regional Development Plans

According to existing data from the National Agriculture and Rural Development Plan (2000 – 2006), under the EU Special Accession Program for Agriculture and Rural Development (SAPARD), there was EUR 1 533 875 available as maximum EU allocation for the Development of environmentally friendly agricultural practices and activities.

According to the MS questionnaire, the estimated allocation to nature and biodiversity spending under the Programme of rural areas development 2007-2013 amounts to EUR 777 394 110 of which EUR 435 340 701 are allocated to “agri-environment measures”, or 24 % of the total budget, which amounts to EUR 3 241 938 392, with the share of EAFRD in Public expenditure totalling 80.48 %

The estimated allocation to nature and biodiversity spending under the forestry budget for the period 2007-2013 was EUR 2 100 000 or 0.3 % of the total budget, according to the reply from the MS to the questionnaire.

European Fisheries Fund Operational Programme for the Bulgarian fisheries 2007-2003

Some activities under this OP are biodiversity related, namely:

Under axis 1 (Adaptation of the fishing fleet) funding will be available for activities reducing the impact of fishing on habitats and the sea bottom and on non-commercial species, as well as investment in more selective gears.

The objectives of Axis 3 (Promotion of actions of common interest) include capacity building and support of common actions for sustainable fishing and aquaculture development and resource management.

RDP 2007-2013:

Axis	Total Public contribution (EUR) (a=b+c)	EFF contribution (EUR)	National Contribution (EUR)	EFF co-financing rate % (d=(b/a)*100)
	a	b	c	d
1	10 667 961	8 000 970	2 666 990	75
3	26 669 902	20 002 427	6 667 475	75

Axis 1 represents 10 % from total EFF aid allocated for the adaptation of the Community fishing fleet. This however involves not only biodiversity-related activities, but also the modernization of small-scale coastal fishing vessels. MS has not provided clarification for biodiversity specified funding under this axis.

Axis 3 represents 25 % from total EFF aid. These measures not only cover biodiversity related activities, but also activities to help to realise the common policy objectives in fisheries sector, including harbour and landing sites modernisation MS has not provided clarification for biodiversity specified funding under this axis.

2. Strengthening EU decision-making

Plans and follow-up to UN Millennium Ecosystem Assessment (E2.1):

Bulgaria has no plans or strategies to follow up the Millennium Ecosystem Assessment at this stage.

Alignment of national biodiversity strategies with EU (E2.2):

In 1998 the Bulgarian Government approved the National Biological Diversity Conservation Strategy, which was inspired by the Pan European Strategy for Biological and Landscape Diversity. A National Plan for Biodiversity was developed as a follow up for the years 2000-2005 and a new plan is currently in press for 2005-2010. It is unclear if this new plan has been updated in light of the Communication 'Halting the loss of biodiversity by 2010 and beyond'.

The National Biological Diversity Strategy states that new legal reforms and initiatives related to biodiversity conservation are needed, along with stronger enforcement provisions. One of the objectives of the Strategy is to 'Incorporate and integrate biodiversity conservation provisions into other legal initiatives (i.e., laws other than environmental laws) as they are developed, especially laws relating to infrastructure development and the restitution of private lands.

Effective integration of Natura 2000, Rural development, river basin management and other territorial plans and programmes in support for biodiversity (E2.5):

The Natura 2000 Network encompasses approximately 34 % of the national territory of Bulgaria. However, while the process of elaboration of management plans for these sites is under way, there are no readily available management plans elaborated for any of the sites.

The National Strategy for Rural development includes consideration of impacts on biodiversity, such as a number of agro-environmental measures related to the preservation of natural grassland habitats and associated biodiversity.

National biodiversity monitoring indicators have been developed using the Common Bird Monitoring Index.

3. Building partnerships

National partnerships for biodiversity including private sector involvement (E3.1):

There are national initiatives in Bulgaria aimed at promoting partnership for biodiversity, specifically in the tourism and farming sectors. Guidance documents have been developed for planning activities in forest and forested Natura 2000 sites. In addition, there are partnerships devoted to Natura 2000 between administration institutions, Bulgarian Academy of Sciences institutes and NGOs. At present, there are no national award schemes that promote business engagement with biodiversity.

4. Building public education, awareness and participation

National/Sub-national public awareness campaigns/initiatives (E4.1):

According to the ECNC analysis of the Flash Eurobarometer Survey, only 23 % of Bulgarian respondents had never heard the term 'biodiversity'. Of those who had heard of it, 41 % knew what it meant. A total of 43 % of Bulgarian respondents felt that they were either well

informed or very well informed about biodiversity loss. Bulgarian respondents had the highest awareness of the Natura 2000 network of all the EU-27 surveyed. Only 19 % of respondents from Bulgaria did not know what the Natura 2000 network was. Of those who had heard of it, 45 % knew what it meant. A total of 72 % of respondents felt that they made personal efforts to protect biodiversity.

Bulgaria has a national Biodiversity Portal in order to provide links to information about biodiversity for researchers, government administrators and the general public. The National Biodiversity Conservation Plan for 2000-2005 included priorities for improving awareness of biodiversity. Some of the priorities included: improving promotion of the significance of biodiversity, carrying out of periodical information campaigns through the mass media in visitor centres; elaboration and introduction of nature protection programmes for use in the educational system; increasing the involvement of non-governmental environmental organisations in the implementation of state policy; providing biodiversity related information and additional training services to new (and former) farmers and landowners.

The development of the Natura 2000 network in Bulgaria generated great public interest, from the side of environmentally conscious citizens, as well as other stakeholders who were not consulted but were concerned about possible restrictions on the use of the properties.

F. MONITORING

No information is available on biodiversity indicators in Bulgaria. According to the information available, there are few monitoring schemes in Bulgaria. These include: Common Bird Monitoring Scheme (Bulgarian Society for the Protection of Birds), the Lake Quality Monitoring Scheme, the River Quality Monitoring Scheme and the Protected Area Monitoring Scheme.

DATA SOURCES

A1. To safeguard the EU's most important habitats and species:

Member State Questionnaire response

Article 17 report <http://cdr.eionet.europa.eu/>

Natura 2000 http://ec.europa.eu/environment/nature/natura2000/barometer/index_en.htm

Common Bird Monitoring <http://bspb.org/monitoring/show/5-other>

Species Action Plans <http://chm.moew.government.bg/nmps/IndexDetailsE.cfm?vID=30>

NBSAP http://chm.moew.government.bg/modules_files/CONSERVATION%20PLAN.doc

A2. To conserve and restore biodiversity and ecosystem services in the wider EU countryside

A2.1.1, 2.1.2 & 2.1.8

Published National Rural Development Programmes (IEEP database 2008)

European Commission unpublished data (2008)

MS questionnaire

A2.1.11

Second National Report to the CBD

<http://www.cbd.int/doc/world/bg/bg-nr-02-en.pdf>

<http://www.mzgar.government.bg/>

A2.1.5

MS Questionnaire

A2.1.11

MS questionnaire

<http://nfp-bg.eionet.eu.int/ncsd/index.html>

www.moew.government.bg

A2.3.1

WFD Scoreboard http://ec.europa.eu/environment/water/water-framework/transp_rep/scoreboard_en.htm

A2.4.2 & 2.4.3

Bulgaria NEC Directive submission (11 Feb 2008)

<http://cdr.eionet.europa.eu/bg/eu/colr2kkqg>

NEC Directive National Programmes

http://ec.europa.eu/environment/air/nationalprogr_dir200181.htm

MS reporting to NEC Directive

http://ec.europa.eu/environment/air/implem_nec_directive.htm

A3. To conserve and restore biodiversity and ecosystem services in the wider EU marine environment

A3.1a

http://ec.europa.eu/fisheries/cfp/structural_measures/op/bulgaria_en.pdf

<http://www.sea.gov.ua/GIS/BSR/EN/documents/legislation/SAPforBlackSeaBiodiversityLandscapeProt.htm>

<http://www.blacksea-commission.org/>

A.3.1.b

http://www.rupprecht-consult.eu/iczm/iczm_national_reporting_bulgaria.htm

A3.2

http://ec.europa.eu/environment/water/water-bathing/report_2008/en_summary.pdf

A3.3

http://ec.europa.eu/fisheries/cfp/structural_measures/op/bulgaria_en.pdf

A3.4

http://ec.europa.eu/fisheries/cfp/structural_measures/op/bulgaria_en.pdf

A3.5.a

<http://www.nafa-bg.org/BG/Files/Messages/Zapoved.pdf>

<http://chm.moew.government.bg/nmps/IndexDetailsE.cfm?vID=30>

A3.5.b

<http://ec.europa.eu/fisheries/publications/fishyearbook2007.pdf>

http://ec.europa.eu/fisheries/cfp/structural_measures/op/bulgaria_en.pdf

A3.6

<http://www.cbd.int/countries/profile.shtml?country=bg>

<http://chm.moew.government.bg/nmps/IndexDetailsE.cfm?vID=30>

<http://monitoring.biodiversity.bg/english/index.htm>

http://chm.moew.government.bg/iaos/files/Prilozhenie%201_NSMBR_Spisak%20vidove-habitati.doc

<http://chm.moew.government.bg/nmps/IndexDetailsE.cfm?vID=30>

A3.7

http://ec.europa.eu/fisheries/cfp/structural_measures/op/bulgaria_en.pdf

A4. To reinforce compatibility of regional and territorial development with biodiversity in the EU

Infoview Data (DG Regio)

LIFE+ 2007 Call for Proposals – DG Environment

A5. To substantially reduce the impact on EU biodiversity of invasive alien species and alien genotypes

A5.1.2

MS questionnaire

Miller, C., Kettunen, M. & Shine, C. 2006. Scope options for EU action on invasive alien species (IAS) Final report for the European Commission. Institute for European Environmental Policy (IEEP), Brussels, Belgium.

A5.1.2 & 5.1.3

National Report on the Cartagena Protocol on Biosafety

<http://www.cbd.int/biosafety/parties/reports.shtml?report=NR-CPB-01>

Alexandrova N., Atanassov A. (2005) Co-existence of conventional and organic farming with GMO-based agriculture in Bulgaria, Report to the Second International Conference on Co-existence between GM and non-GM based agricultural supply chains, Montpellier, France. *Manual of Environmental Policy – the EU and Britain*. Maney Publishing, Leeds, the UK (Chapters 7.13 – 14 and 7.22-24)

B6: To substantially strengthen effectiveness of international governance for biodiversity and ecosystem services

B.6

<http://www.cbd.int/convention/parties/contributions.shtml?tab=2&yr=2007>

http://www.ramsar.org/res/key_res_ix_12_e.htm

http://www.cms.int/bodies/StC/32_stc_meeting/French/Doc_09_Fonds_Affectation_avec_Annexes.pdf

http://www.unep-aewa.org/meetings/en/stc_meetings/stc4docs/pdf/stc4_9_income_expenditures.pdf

<http://whc.unesco.org/en/sessions/31COM/documents/>

http://www.unep.org/rmu/en/Financing_of_UNEP/Environment_Fund/Table_2007/index.asp

<http://www.cbd.int/reports/search.shtml>

<http://www.cbd.int/doc/world/bg/bg-nr-02-en.pdf>

<http://www.cbd.int/countries/?country=bg>

http://chm.moew.government.bg/modules_files/CONSERVATION%20PLAN.doc

B7. To substantially strengthen support for biodiversity and ecosystem services in EU external assistance

B7.1.3 & 7.1.6:

<http://www.mfa.bg/en/>

B8. To substantially reduce the impact of international trade on global biodiversity and ecosystem services

B.8

<http://www.cites.org/eng/resources/reports/biennial.shtml>

<http://www.cites.org/common/resources/reports/pab/05-06Bulgaria.pdf>

<http://www.cites.org/common/resources/reports/pab/03-04Bulgaria.pdf>

<http://www.cites.org/common/resources/reports/pab/05-06Bulgaria.pdf>

<http://www.cites.org/eng/cop/14/doc/E14-07-1.pdf>

C9: To support biodiversity adaptation to climate change

C9.1.1

EC (2007) Communication from the Commission. Progress towards achieving the Kyoto objectives.

http://ec.europa.eu/environment/climat/gge_progress.htm

C9.4.1 & 9.4.3

4th National Report to the UNFCC

<http://unfccc.int/national-reports>

D10. To substantially strengthen the knowledge base for conservation and sustainable use of biodiversity, in the EU and globally

A10.1

MS Questionnaire

E1. Ensuring adequate financing

EB1

MS questionnaire

http://www.mzgar.government.bg/MZ_eng/Sapard/NationalPlan.htm

http://www.mzgar.government.bg/mz_eng/Begin/Operativna_programa_ribarstvo/operational_program_fisheries_bulgaria_en_06.12.2007.pdf

<http://europa.eu/rapid/pressReleasesAction.do?reference=MEMO/07/595&format=HTML&aged=0&language=EN&guiLanguage=en>

E2. Strengthening EU decision-making

E2.1

MS Questionnaire

E2.2

<http://chm.moew.government.bg/IndexDetailsE.cfm?vID=11&vPage=1>

<http://www.worldwildlife.org/bsp/publications/europe/17/Titlepage.htm>

E2.5

http://www.moew.government.bg/index_e.html

http://www.biodiversity.bg/work_details.php?menu_id=22

<http://www.mzgar.government.bg/OfficialDocuments/Strategies/strategies.htm>

E3. Building partnerships

E3.1

MS Questionnaire

E4. Building public education, awareness and participation

E4.1

http://ec.europa.eu/public_opinion/index_en.htm

<http://chm.moew.government.bg/indexE.cfm>

F1-4. Monitoring, evaluation and review

<http://eumon.ckff.si/>

http://eumon.ckff.si/monitoring/pdf_mon.php

<http://chm.moew.government.bg/iaos/indexE.cfm>

http://cdr.eionet.europa.eu/resultsdataflow?country=BG&query_start=1

CYPRUS

Competent authority(ies) for nature & biodiversity:

Environment Service, Ministry of Agriculture, Natural Resources and Environment (MANRE)
Forestry Department, MANRE, Department of Fisheries and Marine Research, MANRE, Game Fund, Ministry of Interior

http://www.moa.gov.cy/moa/agriculture.nsf/environment_gr/environment_gr?OpenDocument
(http://www.cyprus.gov.cy/moa/Agriculture.nsf/index_en/index_en)

Most recent national/subnational biodiversity strategy/action plan:

Environment Service, Ministry of Agriculture, Natural Resources and Environment:

http://www.moa.gov.cy/moa/agriculture.nsf/environment_gr/environment_gr?OpenDocument

- (1) The Coastal Area Management Programme (CAMP), for Cyprus is prepared by the Mediterranean Action Plan (MAP).
- (2) Protocol concerning, Specially Protected Areas and Biological Diversity in the Mediterranean.
- (3) Biodiversity Concerns in ICAM Biodiversity Activity

Latest review of the implementation of biodiversity strategy/action plan:**Alignment with EU biodiversity plan:**

<http://cdr.eionet.europa.eu/>

<http://cdr.eionet.europa.eu/cy>

http://cdr.eionet.europa.eu/cy/eu/art17/envruiy_3a

Alignment with EU 2010 Biodiversity Indicators (SEBI 2010):

Reporting on Article 17 of the Habitats Directive

<http://biodiversity-chm.eea.europa.eu/information/foI059413>

Key sources of official nature & biodiversity information used for evaluation:

- Ministry of Agriculture, Natural Resources and Environment:
http://www.cyprus.gov.cy/moa/Agriculture.nsf/index_en/index_en
- Department of Fisheries and Marine Research:
http://www.moa.gov.cy/moa/dfmr/dfmr.nsf/DMLAqa_en/DMLAqa_en?OpenDocument
- Game Fund Service, Ministry of Interior
<http://www.cypruswildlife.gov.cy/index-g.php#>
- Cyprus Operational Programme for Fisheries Press Release:
<http://europa.eu/rapid/pressReleasesAction.do?>

[reference=MEMO/08/44&format=HTML&aged=0&language=EN&guiLanguage=en](#)

- Cyprus Sustainable Development Strategy:
http://www.un.org/esa/agenda21/natlinfo/countr/cyprus/nsds_2007en.pdf
- Regional Activity Centre for Specially Protected Areas, Mediterranean:
<http://www.rac-spa.org/>
- Country Profile-Convention on Biological Diversity:
<http://www.cbd.int/countries/?country=cy>

SUMMARY OF PROGRESS IN DELIVERY OF OBJECTIVES OF EU BIODIVERSITY ACTION PLAN

A POLICY AREA 1: BIODIVERSITY IN THE EU

1. To safeguard the EU's most important habitats and species.

Natura 2000 sites (terrestrial and marine) (A.1.1, A.1.2 & A.1.4)

	<i>Number of sites</i>	<i>Area (km².)</i>
Total SCIs/SACs (Habitats Directive)	36	711
SCIs/SACs with marine component (Habitats Directive)	5	50
Total SPAs (Birds Directive)	7	788
SPAs with marine component (Birds Directive)	1	21

Number of SCIs and SACs - Natura 2000 Barometer – June 2008 (Source: European Topic Centre on Biological Diversity based on data supplied by Member State)

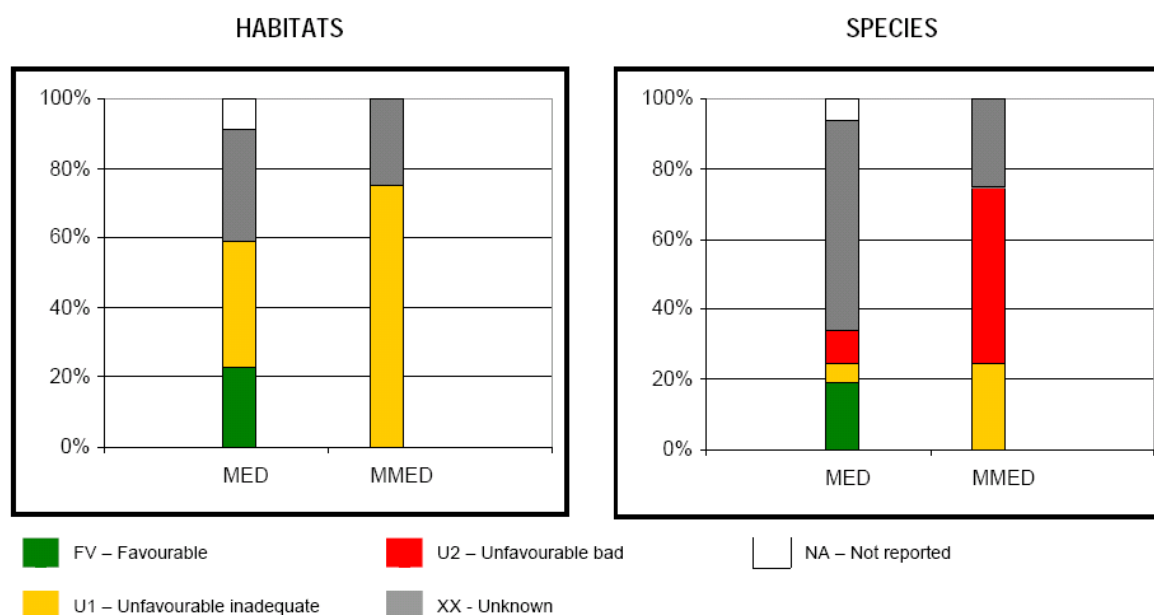
Cyprus was considered, by June 2008, to have achieved a level of sufficiency of 25 % for site selection for species and habitat types under Habitats Directive, in its territory. However, none of Natura 2000 sites have completed/agreed management plans, although 13 will be completed soon.

According to the EC LIFE Programme/Database, under the LIFE Nature programme, there was 1 project in Cyprus with EC contribution of EUR 1 530 766, during the period 2000-2006. In the year 2007, according to indicative national allocations, Cyprus' projects received EUR 2 000 000 from LIFE+ funds.

Spatial data is available online.

Conservation status assessment (A1.2)

Under the Habitats Directive Cyprus has one biogeographical region (mediterranean). The results of the first conservation status assessment for species and habitats of community interest are as follows:



Region / Conclusion	HABITATS					SPECIES				
	FV	U1	U2	XX	NA	FV	U1	U2	XX	NA
Mediterranean	23	36		32	9	19	6	9	60	6
Marine Mediterranean		75		25			25	50	25	
Member State	21	40		31	8	18	8	12	56	6

*The conservation status categories: FV = favourable, U1 = unfavourable-inadequate, U2 = unfavourable-bad, XX = unknown, NA = no evaluation given by MS

Overall assessment of conservation status by biogeographical region (Analysis by the European Topic centre on Biological Diversity based on data supplied by Member State)

Red Data Books/Lists, National/Subnational Atlases, Action Plans (A1.3)

The data from Red Data Book of the Flora of Cyprus (2007) is integrated into conservation planning via the Management Plans that are being prepared for the sites included in the Natura 2000 Network. Also the information of the Red Data Book is being widely used during the preparation and assessment of the EIA's prepared under the provisions of the EIA Directive. The same applies for the reports prepared under the SEA Directive. Dated

25/2/2008, atlases are available for the following groups: Mammals, Amphibians, Reptiles, Butterflies and Vascular Plants. The data from Atlases are integrated into conservation planning via the Management Plans that are currently being prepared for the sites included in the Natura 2000 Network. It should be noted that the work on species distribution was part of the work done for the reporting under Article 17 of the Habitats Directive.

Ex-situ conservation is being carried out at the National Genebank (medium term collection), which was founded in 1985 at the ARI, with approximately 12,000 samples are conserved, mainly cereals, food and forage legumes as well as wild relatives, endemic and rare plants

Common bird monitoring (A1.4)

Common bird monitoring is carried out by Game Fund Service (Ministry of Interior) and the BirdLife Cyprus. The results and trend indicators could not be found.

Information could not be found on ecological connectivity tools or species action plans.

2. To conserve and restore biodiversity and ecosystem services in the wider EU countryside.

Rural Development Programmes (A2.1.1, 2.1.2 & 2.1.8):

According to information supplied by the Cypriot authorities, the Axis 2 budget of the RDP accounts for about 43.4 % of public RDP expenditure (i.e. EAFRD allocations plus co-financing). The majority of Axis 2 funds are focused on agri-environment payments (24.3 % of EAFRD expenditure). There is also a small allocation of funding for forest environment measures (0.3 % of total EAFRD expenditure).

Natura 2000 funding measures are not utilised.

Agricultural genetic diversity (A2.1.11):

Besides some initiatives on the international level, the Cyprus' Agricultural Research Institute (ARI) is involved in several projects and programmes at the national level, aiming at the conservation of genetic resources. These include for example the programme for collecting, conserving and utilising the genetic variability existing in local germplasm, as well as the programme for the conservation of the local breed of cattle. Programmes also focus on public awareness rising regarding the usefulness of rare domestic breeds and of the problems that they face as well as the need to conserve them. Furthermore, according to the country, the target to maintain genetic diversity has been incorporated in the national biodiversity strategy and action plan.

Agricultural cross-compliance measures (A2.1.4 & 2.1.10):

According to readily available information no GAEC standards are applied in Cyprus although Good Farming Practice guidelines are used. However, there have been a series of presentations around the island in order to inform the farmers about their responsibilities and how to establish the good agricultural and environmental condition for their agricultural circumstances (at national or regional level).

Afforestation / deforestation policies and biodiversity (A2.1.5):

According to Cyprus, planning tools such as EIA, GIS, guidance documents and biodiversity surveys are used for plans, programmes and projects regarding afforestation and deforestation operations. SEA is mentioned regarding deforestation operations only. Legislation regarding SEA and EIA ensures that biodiversity is taken into consideration for any potential

deforestation operations, states the country. The Environment Service and the Forestry Department of the Ministry of Agriculture, Natural Resources and Environment (MANRE) are being involved in afforestation procedures through either the EIA process or through guidance under other procedures (e.g., Law on Planning Permit). The aim of this involvement is to ensure that afforestation will not have any effects in the biodiversity. In addition, it seems that a national/ subnational strategy ensures assessments of biodiversity regarding afforestation and deforestation. However, no details are available.

Soil protection and biodiversity (A2.2.1):

With regard to the evaluation of biodiversity loss and the identification of relevant indicators some initiatives have been started, focusing on the monitoring of relevant species such as spiders and fungi. Risks to soil biodiversity loss and the identification of geographical risk areas are taken into account within its National Plan on Combating Desertification and a soil country analysis. Research has been undertaken (e.g., Coastal Area Management Programme).

Measures to improve the ecological status of freshwaters (A2.3.1):

Cyprus has completed all the legal transposition and the implementation elements of the Water Framework Directive 2000/60/EC (WFD) which have deadlines during 2004, 2005 and 2007. These include the production of a River Basin District Report and River Basin Analysis report and Monitoring Network Report.

Measures to reduce air pollution impacts on biodiversity (A2.4.2 & 2.4.3):

According to Cyprus' 2006 National Programme Report under the NEC Directive, the country already meets ceilings set by the European Union. It will be able to achieve them also by 2010, although a slight increase in nitrogen oxide emissions is expected.

3. To conserve and restore biodiversity and ecosystem services in the wider EU marine environment.

Good marine ecological status (A3.1a):

According to the Article 17 National Summary, 75 % of the Mediterranean Marine Environments in Cyprus have an 'unfavourable-inadequate' status, and a further 25 % are unknown.

Cyprus is a contracting party to the Barcelona Convention and therefore has responsibilities under the Mediterranean Action Plan and the Strategic Action Plan for Protection of Biological Diversity in the Mediterranean Region (SAP BIO). According to the Barcelona Convention, the Contracting Parties shall, individually or jointly, take all appropriate measures to protect and preserve biological diversity, rare or fragile ecosystems, as well as species of wild fauna and flora which are rare, depleted, threatened or endangered and their habitats, in the area to which this Convention applies. The Cyprus National Report to SAP-BIO provides information on the current status with regards to Mediterranean biodiversity in Cyprus as well as main issues/threats of relevance and priorities of action.

There does not appear to be a specific national Marine Strategy for Cyprus, but the following strategies contain elements affecting the marine environment: National Strategic Plan for Fisheries 2007-2013 and the Coastal Area Management Programme (CAMP) strategy.

Integrated coastal zone management (ICZM) (A.3.1.b):

In 2006, Cyprus reported to the EU on their plans to develop and implement an ICZM

Strategy. The report aimed to provide information on Integrated Coastal Zone Management in order to contribute to the 2006 review of the EU ICZM Recommendation. Between 2006 and 2008, Cyprus will focus in promoting a Coastal Area Management Programme (CAMP Cyprus) taking into consideration other pertinent initiatives such as the EU Ecolabel, Natura 2000 and EUrosion. The EU review undertaken in 2006 shows that, although Cyprus does not yet have a formal ICZM policy, they currently undertake ICZM through spatial planning processes.

Pollution: Bathing water quality (A3.2)

This is the fourth year that Cyprus has reported data on bathing water quality in coastal areas. During the 2007 bathing season 100 bathing areas were monitored, all with sufficient sampling frequency. These were the same as last year. The bathing water quality was very good during the 2007 bathing season. The results from the monitoring of the water quality demonstrated that 99 % of the bathing areas met both the mandatory and the more stringent guide values. There were no areas where bathing was prohibited.

Ecosystem approaches in Fisheries management measures (A3.3):

Within the National Strategic Plan for Fisheries 2007-2013 the foreseen measures, such as the reduction of fishing effort, the use of more selective fishing gear, and the withdrawal of trawlers, incorporate the ecosystem approach. These measures are undertaken in accordance with the EU Common Fisheries Policy and contribute to the minimization of the impact of fishing activities on the marine ecosystem and aim at promoting sustainability of marine resources.

The Plan also sets goals for the protection of the marine environment which include the establishment of marine protected areas according to Natura 2000, the construction of artificial reefs in conjunction with the establishment of protected zones, which will inter alia serve as fish refuges, the mapping of important marine habitats such as *Posidonia oceanica* meadows, the monitoring of impacts of human activities on the marine environment, and the implementation of relevant National and E.U. legislation.

Community and National Financing under European Fisheries Funds (EFF) (A3.4):

The Operational Programme for Fisheries 2007-2013 incorporates environmentally-friendly measures. These measures include reduction of the fishing fleet capacity, introducing more environmentally-friendly aquaculture methods, and promoting the quality of the coastal environment. The majority of the EFF contribution for Cyprus (65 %) went to Axis 3 'Measures of Common Interest'. Axis 1 'Measures for Adaptation of the Fishing Fleet' received 11 % of the EFF funds and Axis 2 'Aquaculture, inland fishing, processing and marketing of fishery and aquaculture products' received 16 % of the EFF funds.

Within the framework of the Cyprus Operational Programme for Fisheries 2007-2013 funds have been allocated for the protection and development of the aquatic ecosystem. Specifically, support from Axis 1 gives incentives to owners of fishing vessels for permanent cessation of their fishing activities in order to achieve the reduction of the fishing fleet capacity and adjust the fishing effort at levels that correspond to the available fish stocks. Axis 2 supports granting compensation for the use of aquaculture production methods helping to protect and improve the environment and conserve nature, such as organic aquaculture. Axis 3 supports measures of common interest, refers to the protection and development of aquatic fauna and flora, such as the construction of several artificial reefs that will enhance biodiversity and improve the aquatic environment.

Restoration programmes for diadromous species (A3.5.a):

There are no fisheries management plans for diadromous species in Cyprus. No commercial fisheries exist in Cyprus' inland waters, as there are no rivers with perennial flow in the country. In fact, most rivers flow 3 to 4 months a year and are dry the rest, while most of them have been dammed in any case to provide water for drinking and irrigation.

Fishing Capacity-Decommissioning (3.5.b):

According to EU Member State Fleet Statistics, between 2004 and 2006, the number of vessels in Cyprus' fleet declined by 2.8 %. The total tonnage was reduced more dramatically; a decline of 54.4 % over the same period. The total power declined by 22.7 %.

In the 2006 Annual Report on the Department of Fisheries and Marine Research, the implementation of projects within the framework of the Single Programming Document for Fisheries 2004 – 2006 were described. These included the project 'Scheme for the Scrapping of Fishing Vessels'. The project began in December 2004 and ended in September 2006. Within the project two bottom trawlers fishing in territorial waters of Cyprus and five multipurpose/ polyvalent fishing vessels were scrapped.

According to the EU press release, the Operational Programme 2007-2013 for Cyprus also contains measures aimed at the reduction of the fishing capacity of the fleet.

Action plans and conservation status for marine species and habitats (A3.6):

As a contracting party to the Barcelona Convention, Cyprus has adopted the Action Plan for the Conservation of Mediterranean Turtles within the context of the Mediterranean Action Plan. The objectives of this Marine Turtle Action Plan are: (1) the protection, conservation and, where possible, enhancing of the populations of marine turtles in the Mediterranean; (2) the appropriate protection, conservation and management of the marine turtle habitats including nesting, feeding, and wintering areas and migration routes; (3) improvement of the scientific knowledge by research and monitoring.

In addition, five other regional Action Plans have been adopted within the MAP context. These directly concern species conservation for the most threatened and most emblematic species in the Mediterranean. Species included are: monk seal, cetaceans (especially bottlenose dolphin), seabirds such as Audouin's gull, cartilaginous fishes like the great white shark and the saw-shark and marine plants i.e. macrophytes and plant assemblages seen as natural monuments, like *Posidonia* barrier reefs.

Since 1978, the Department of Fisheries and Marine Research (DFMR) has been running the Cyprus Turtle Conservation Project, the first project of its kind in the Mediterranean, to protect the marine turtles *Chelonia mydas* (Green turtle) and *Caretta caretta* (Loggerhead turtle). The project involves the protection of adult turtles, eggs, hatchlings, and nesting beaches, the monitoring of turtle populations and nesting activities, and raising of public awareness in turtle conservation. A coastal/marine protected area, Lara – Toxeftra, has been established since 1989 in order to protect the most important nesting habitats of the marine turtles. The management measures of the protected area are spelled in the Fisheries Regulations. Since 1989 the DFMR with the help of the Cyprus Wildlife Society (CWS) has been running training courses in Turtle Conservation Techniques, sponsored by UNEP/MAP.

The Action Plans adopted in the MAP context described above all include an objective relating to the elaboration and setting up monitoring programmes and monitoring networks for the species in question.

The Biostrat Marine Biodiversity and Policy Survey for Cyprus describes research programmes relating to marine biodiversity in Cyprus. The LIFE-Nature project 'Conservation management in NATURA 2000 sites of Cyprus' includes monitoring of the habitat type Seagrass meadow *Posidonia oceanica* for the Kavο Gkreko marine protected area.

Aquaculture planning and biodiversity (A3.7):

There is an Operational Programme for fisheries and aquaculture in Cyprus for 2007-2013. Regarding aquaculture development, Cyprus follows the precautionary approach principle. In addition, for issuing an aquaculture license an Environmental Impact Assessment Study needs to be submitted and approved by the Environmental Committee. From that point on, offshore aquaculture farms are obliged to perform environmental monitoring studies based on Monitoring Program Protocol drafted by DFMR. Also within the Fisheries Operation Program 2007-2013, it is not foreseen that any aquaculture development within Natura 2000 areas will take place and it further supports granting compensation for the use of aquaculture production methods helping to protect and improve the environment and conserve nature, such as organic aquaculture. Moreover, the use of non-native species in aquaculture is now managed under the provisions of the Commission Regulation 708/2007 concerning the use of alien and locally absent species in aquaculture.

4. To reinforce compatibility of regional and territorial development with biodiversity in the EU.

Biodiversity spending under Cohesion and structural funds:

Furthermore, there is no data available for Cyprus on expenditures foreseen under the Cohesion and structural funds for the period 2007-2013 in the areas of Biodiversity & nature protection, Promotion of Natural Assets or Natural Heritage.

5. To substantially reduce the impact on EU biodiversity of invasive alien species and alien genotypes.

Strategies to reduce impacts from invasive alien species (A5.1.2):

According to Cyprus, no dedicated national/subnational legislation addresses IAS. However, a study made in 2006 indicates that some regulations are in place regarding the import and export, intentional introduction and control of aquatic invasive alien species. The country states that the Environmental Service is currently preparing a proposal regarding a ban on the import on certain IAS that may harm Cyprus' biodiversity. An action plan referring to species introduction and invasive species in the Mediterranean sea exists. Furthermore, the Department of Fisheries and Marine Research (DFMR) has published a scientific report on marine invasive species in Cyprus. Currently a list of marine invasive species is being prepared.

Biosafety measures to reduce impacts from alien genotypes (A5.1.2 & 5.1.3):

Relevant EU Regulations and Directives have been adopted/ implemented in the framework of the country's accession to the European Union, including Regulation 1946/2003 on transboundary movements, which implements the provisions of the Cartagena Protocol on Biosafety into EU law. Furthermore, the country itself ratified the Protocol.

LAW 160(I)/2003 transposed the Directive 18/2001/EC on the deliberate release of

genetically modified organisms into national legislation.

Cyprus installed a scientific working group dealing with coexistence of genetically modified crops with conventional and organic farming. Further consultations have been proposed.

B. POLICY AREA 2: THE EU AND GLOBAL BIODIVERSITY

6. To substantially strengthen effectiveness of international governance for biodiversity and ecosystem services.

Cyprus has not prepared their National Biodiversity Strategy yet. The Third National Report to the CBD was prepared in 2005 and it is the first National Report submitted by Cyprus to the CBD. Cyprus has not submitted thematic reports to the CBD. No information is available on how and by how much is biodiversity conservation financed. Moreover, no information is available on financial support to developing countries from Cyprus. Cyprus paid their annual contributions to CBD, Ramsar, CMS, World Heritage Convention and the UNEP Environment Funds. Cyprus is not a member of AEWA, however the agreement has been adopted and it will be ratified within the next few months.

7. To substantially strengthen support for biodiversity and ecosystem services in EU external assistance.

Funds allocated for biodiversity projects and programmes in developing countries (B7.1.3) and Members State's Overseas Countries and Territories (B7.1.6):

The main bodies responsible for Cyprus' development cooperation are the Ministry of Foreign Affairs and an inter-ministerial committee. The country has developed a list of top priority countries for Cypriot Development Cooperation. According to the country, Cyprus is not yet able to implement projects on its own due to its fairly recent involvement in development activities. Therefore, although its funding of biodiversity related projects in developing countries is unknown, support is unlikely to be currently significant.

Integration of biodiversity considerations into development programmes and projects impacts on biodiversity (Action B7.2.2 & 7.2.5):

Due to time and language constraints on this study, no readily available information could be found on this subject. The extent to which biodiversity considerations are taken into account in external projects and programmes is therefore unknown.

8. To substantially reduce the impact of international trade on global biodiversity and ecosystem services.

According to the number of CITES certificates, Cyprus has a very low level of trade in CITES species. The number of import documents issued in 2005 was 2. 2003/4 figures also indicate a low level of trade in CITES species. 3 seizures were recorded in 2005/6. No confiscations were recorded in 2003/4. According to the 2003/4 report, national capacity was built through increased budget for activities, hiring of more staff and computerisation. Advice/guidance was provided to the Management Authority, the enforcement authorities and traders. Training was provided to Management Authority, NGOs. Cyprus paid their annual contribution to the CITES Trust Funds in 2006.

C. POLICY AREA 3: BIODIVERSITY AND CLIMATE CHANGE

9. To support biodiversity adaptation to climate change.

Progress on Kyoto targets (C9.1.1):

Cyprus has no legally binding emission limitation commitments under the Kyoto protocol, but as an EU Member State, it is bound by the obligations set in the Emissions Trading Directive. The European Commission in 2007 assessed the National Allocation Plan for 2008-2012 greenhouse gas emissions and substantially cut the proposed number of emission permits to be allocated: the annual allocation is 5.5 Mt of CO₂ allowances, which is 23 % less than Cyprus had proposed.

Over the period 1990-2005, greenhouse gas emissions in Cyprus increased by 63.7 %, reaching 9.9 Mt CO₂ eq in 2005. Projections for 2010 suggest that emissions will continue to increase and will be 101.6 % above baseline levels.

Adaptation measures to increase biodiversity resilience to climate change (C9.4.1 & 9.4.3):

According to its reports to CBD, Cyprus does not appear to have clear targets or strategies for climate change adaptation measures for biodiversity. Its CBD reports indicate that targets relating to increasing the resilience of biodiversity are incorporated in sectoral plans, programmes and strategies. However, no details of these targets or related actions are given.

From the information provided in its CBD report there is no indication that Cyprus has undertaken scientific studies of the vulnerability of its habitats and species to climate change.

D. POLICY AREA 4: THE KNOWLEDGE BASE

10. To substantially strengthen the knowledge base for conservation and sustainable use of biodiversity, in the EU and globally.

National research programmes (D10.1):

Cyprus has a national programme to support biodiversity research. There are four main projects included under this programme. These include: mammal monitoring plans (*Ovis orientalis ophion*), which receives EUR 200 000 annually; turtle monitoring plans (*Chelonia mydas*, *Caretta caretta*), which receives EUR 80 000 annually; Life Nature (Plants and Birds Monitoring), which receives total of EUR 2 500 000 for the project; and Transition Facilities - Preparation of Natura 2000 Management Plans, which receives EUT 1 100 000 total for project.

There is currently no national or sub-national biodiversity forum for Cyprus.

E. THE FOUR KEY SUPPORTING MEASURES

1. Ensuring adequate financing

Overall use of Community funds for biodiversity:

Biodiversity-related activities under the relevant priority axes of the Cypriot RDP 2004-2006:

Axis	EU	National	State aids	Total (EUR)

	Contribution (EUR)	Contribution (EUR)	(EUR)	
Strengthening of the socio-economic conditions of rural areas (diversification)	42 050 000	36 330 000	13 420 000	91 800 000
Protection of the environment & sustainable mgt of natural resources	4 250 000	4 250 000	0	8 500 000

The 2006 annual report from the Ministry of Agriculture Natural Resources and Environment talks about the Restructure and Variety Conversion of Vineyards Scheme of 2005-2006, applied exclusively in an area covering 199.6 hectares of vineyards found in quality wine produced regions. The total amount paid to vine growers was £1 314 837 and was entirely funded by the European Community.

RDP (2007-2013)

The main priorities under axis 2 of the 2007-2013 RDP cover agro-environmental measures including in the Natura 2000 areas, as well as compensatory payments to “Less Favourable Areas”. Moreover, actions will be undertaken towards the protection of forests and to the further expansion of forest areas through the appropriated forest measures. The budget allocation under this axis is EUR 141 143 400 of which the EAFRD funds EUR 70 571 700 (50 % of the budget).

According to the Cyprus, the estimated allocation to nature and biodiversity spending amounts to EUR 141 000 000 or 45 % of the overall agri budget; and allocations to N2000 management amount to EUR 3 300 000 or 1 % of the overall agri budget.

Specific allocations to biodiversity-related activities provided by the MS in the questionnaire:

Activity	Allocation (EUR)
Installation of Agri-Forestry Systems	289 333
Forest protection from fires and reforestation of burnt areas	4 500 000
Conservation & Improvements of Social and the Ecological role of Forests	6 000 000

Fisheries OP

Within the framework of the Cyprus Operational Programme for Fisheries funds have been allocated for the protection and development of the aquatic ecosystem. Specifically, the financing of the construction of several artificial reefs with EUR 1 500 000, that will enhance biodiversity and develop the aquatic fauna and flora, is programmed to take place for the period 2007-2013.

Moreover, the Department of Fisheries and Marine Research (DFMR) participated in the following EU funded projects:

MedVeg: Funded under the Fifth Framework Programme “Quality of Life” (Contract no.:Q5RS-2001-02456). Its overall objective was to examine the environmental impacts of fish farming on benthic vegetation (seagrass and macroalgae) and benthic fauna, as well as to provide new insights for monitoring purposes. The budget for this project is EUR 442 000 to which the EU will contribute 50 %

MedMPA: The Regional Project for the development of Marine and Coastal Protected Areas in the Mediterranean (MedMPA) (ref.:ME8/AIDCO/2001/0132/SMAP) was implemented and coordinated by the Regional Activity Centre for Specially Protected Areas (RAC/SPA) of UNEP/MAP with funding from EU. In Cyprus the study was in general focused on the study of marine biodiversity and bionomical mapping in three coastal/marine sites as well as on the drafting of preliminary management plan. The total cost of the project was EUR 2 191 169 with an EU contribution of EUR 1 748 374.

National Programme for the Collection of Fisheries Data

Since 2005 the Cyprus National Programme for the Collection of Fisheries Data is conducted, within the framework of the Data Collection Regulation (Regulation (EC) 1543/2000). The National Programme is co-funded by the Cyprus Government and the European Commission (50 % - 50 %, with a budget of EUR 590 000 in 2008) and covers the following modules:

- a) Module of Evaluation of Inputs: Fishing Capacities and Fishing Effort
- b) Module of Evaluation of the Catches and Landings
- c) Module of Evaluation of the Economic Situation of the Sector.

Under the Module of Evaluation of the Catches and Landings, Cyprus collects, among others, catch information (landing and discards data) for all species caught, even non-commercial ones. This Module also includes the conduction of the International bottom trawl survey in the Mediterranean (MEDITS).

2. Strengthening EU decision-making

Plans and follow-up to UN Millennium Ecosystem Assessment (E2.1):

Cyprus is following-up the Millennium Ecosystem Assessment at the national level by assessing the following systems; marine, inland water and wetland, coastal and island, cultivated, natural grassland, forest, mountain and urban. The services assessed include: biodiversity, fresh water quality, carbon sequestration, water flow regulation, nutrient cycling and climate and air regulation.

Alignment of national biodiversity strategies with EU (E2.2):

Cyprus does not have a national biodiversity strategy as such. According to the Third National Report on the Convention of Biological Diversity (2005), a wide range of actions to protect biodiversity have been incorporated in the new Environmental Protection Strategy. The main objective of the Environment Protection strategy and the national policy framework for the protection and improvement of biodiversity in Cyprus incorporates biodiversity and ecosystem concerns as well as decision making. National strategy such as the ICAM for Cyprus consider the threats and the quality of the environment, and development of guidelines for the incorporation of biodiversity concerns. Other aims of the Environment Protection strategy include: protection of the country’s biological heritage and raising awareness on

issues such as the protection of habitats, species, the landscape and the coastal zone; protecting soils and combating desertification; pursuing agri-environmental measures; sustainably managing marine resources; safeguarding forest biodiversity; and regulating biotechnology.

In addition, a Forest Biodiversity Management Action Plan was adopted and is being implemented, including National forest parks management and the construction of a network of well organized and equipped Environmental Information Centres.

The CBD Country Profile for Cyprus states that several national and international plans or programmes have integrated objectives related to the 2010 target, such as the National Forest Programme, the Rural Development scheme, and the EU Habitats and Birds Directives. However, a new national environmental policy or strategy has not been created or updated in light of the Communication ‘Halting the loss of biodiversity by 2010 and beyond.’

Effective integration of Natura 2000, Rural development, river basin management and other territorial plans and programmes in support for biodiversity (E2.5):

A strategic objective of the sustainable development strategy 2007 for Cyprus is the protection of biodiversity, including “Management, protection and sustainable development of the ‘Natura 2000’ network and the associated populations of flora and fauna.”

According to the Third National Report to the Convention on Biological Diversity (2005), biodiversity-related targets are incorporated into the Rural Development scheme, which encourages sustainable farming systems, as well as the National Forest Programme (2000 to 2009). The Third National Report for the CBD also notes that Cyprus does not currently use indicators for national-level monitoring of biodiversity. However, there are plans to introduce indicators that have been analysed in the Coastal Area Monitoring Programme (CAMP). Additionally, there is a River Basin Management Plan incorporating a Program of Measures aligned to the EU Water Framework Directive that developed indicators. These will soon be included in a monitoring scheme for biodiversity analysis.

3. Building partnerships

National partnerships for biodiversity including private sector involvement (E3.1):

There are initiatives aimed at promoting biodiversity and business partnerships in Cyprus in both the tourism and mining sectors. A guidance document for sectors is also available in the form of the Natura 2000 Management Plan. A business award scheme was piloted recently by the Environment Service MANRE, taking into consideration, amongst other themes, biodiversity. The award scheme will be repeated every two years.

4. Building public education, awareness and participation

National/Sub-national public awareness campaigns/initiatives (E4.1):

According to the ECNC analysis of the Flash Eurobarometer Survey, 84 % of respondents from Cyprus had never heard of the term ‘biodiversity’. Of those who had heard of the term ‘biodiversity’, only 6 % knew what it meant. Overall, 42 % of respondents from Cyprus felt that they were either ‘well informed’ or ‘very well informed’ about biodiversity loss. A total of 71 % of respondents from Cyprus had never heard of the Natura 2000 network, and of those who had, 8 % knew what it was. Despite not necessarily knowing what it meant, 61 % of respondents from Cyprus, felt that they made personal efforts to protect biodiversity.

According to the Third National Report for the Convention of Biological Diversity (2005), the Environment Service has a budget dedicated to the funding of environmental awareness-raising campaigns. A study has been carried out, in collaboration with the University of the Aegean, on environmental awareness based on the requirements of the EU Directives. The study assessed the current situation in Cyprus and identified the needs for environmental awareness initiatives.

Appropriate material was also prepared for each segment of the population, so as to promote environmental education, awareness, and public participation based on the requirements of the EU legislative framework.

F. MONITORING

Information on indicators is not available. Very little detailed information is available on monitoring schemes in Cyprus. Monitoring schemes identified in Cyprus include Conservation management in Natural 2000 sites of Cyprus, Special areas of conservation (Directive 92/43 EEC) in Cyprus and the river valleys Project, in Cyprus

DATA SOURCES

A1. To safeguard the EU's most important habitats and species:

Member State Questionnaire response

Article 17 report <http://cdr.eionet.europa.eu/>

Natura 2000 http://ec.europa.eu/environment/nature/natura2000/barometer/index_en.htm

<http://dataservice.eea.europa.eu/atlas/viewdata/viewpub.asp?id=2639>

Completeness of N2000

http://themes.eea.europa.eu/IMS/ISpecs/ISpecification20041007131611/guide_summary_plus_public

Spatial data http://ec.europa.eu/environment/nature/natura2000/db_gis/index_en.htm#sites

Common Bird Monitoring <http://www.ebcc.info/pecbm-cyprus.html>

LIFE expenditure <http://ec.europa.eu/environment/life/project/Projects/index.cfm>

Ex-situ measures <http://www.cbd.int/doc/world/cy/cy-nr-03-en.doc>

A2. To conserve and restore biodiversity and ecosystem services in the wider EU countryside

A2.1.1, 2.1.2 & 2.1.8

Published National Rural Development Programmes (IEEP database 2008)

European Commission unpublished data (2008)

MS questionnaire

A2.1.11

Third National Report to the CBD

<http://www.cbd.int/doc/world/cy/cy-nr-03-en.pdf>

A2.1.4 & 2.1.10

Alliance Environment (2007). Evaluation of the application of cross compliance as foreseen under Regulation 1782/2003. Part I: Descriptive Report - 26/07/2007. Report to the European Commission.

A2.1.5 & A2.2.1

MS Questionnaire

<http://www.moa.gov.cy>

A2.3.1

WFD Scoreboard http://ec.europa.eu/environment/water/water-framework/transp_rep/scoreboard_en.htm

A2.4.2 & 2.4.3

Cyprus NEC Directive submission (13 Dec 2007)

<http://cdr.eionet.europa.eu/cy/eu/nec>

NEC Directive National Programmes

http://ec.europa.eu/environment/air/nationalprogr_dir200181.htm

MS reporting to NEC Directive

http://ec.europa.eu/environment/air/implem_nec_directive.htm

A3. To conserve and restore biodiversity and ecosystem services in the wider EU marine environment

A3.1a

Article 17 National Summary-Cyprus

<http://www.unepmap.org/index.php?module=content2&catid=001001002>

http://medmpa.rac-spa.org/pdf/cyprus_fr.pdf

http://www.moa.gov.cy/moa/dfmr/dfmr.nsf/DMLSea_en/DMLSea_en?OpenDocument

<http://www.moa.gov.cy/moa/agriculture.nsf/All/24A782D6BB26BAA2C22573F2003D8190?OpenDocument&highlight=national%20marine%20strategy.plan.biodiversity>

http://www.moa.gov.cy/moa/dfmr/dfmr.nsf/DMLnationalstrategic_gr/DMLnationalstrategic_gr?OpenDocument

A.3.1.b

http://ec.europa.eu/environment/iczm/evaluation/iczm_national_reporting_cyprus.htm

<http://ec.europa.eu/environment/iczm/evaluation/iczmdownloads/cyprus2006.pdf>

A3.2

http://ec.europa.eu/environment/water/water-bathing/summary_report_2008.html

A3.3

http://www.moa.gov.cy/moa/dfmr/dfmr.nsf/DMLnationalstrategic_en/DMLnationalstrategic_en?OpenDocument

A3.4

MS Questionnaire

http://ec.europa.eu/fisheries/cfp/structural_measures/op/cyprus_el_01.pdf

<http://europa.eu/rapid/pressReleasesAction.do?reference=MEMO/08/44&format=HTML&aged=0&language=EN&guiLanguage=en>

A3.5.a

A3.5.b

[http://www.moa.gov.cy/moa/dfmr/dfmr.nsf/All/1764D8E3317283E5C225730800521516/\\$file/report2006.doc?OpenElement](http://www.moa.gov.cy/moa/dfmr/dfmr.nsf/All/1764D8E3317283E5C225730800521516/$file/report2006.doc?OpenElement)

<http://europa.eu/rapid/pressReleasesAction.do?reference=MEMO/08/44&format=HTML&aged=0&language=EN&guiLanguage=en>

<http://ec.europa.eu/fisheries/fleetstatistics/index.cfm?lng=en>

A3.6

http://www.rac-spa.org/index.php?option=com_content&task=view&id=106&Itemid=149

<http://faolex.fao.org/docs/pdf/mul38126.pdf>

http://www.rac-spa.org/index.php?option=com_content&task=view&id=106&Itemid=149

[http://www.biostrat.org/Marine %20Biodiversity %20ReviewCyprus.doc](http://www.biostrat.org/Marine%20Biodiversity%20ReviewCyprus.doc)

<http://www.seaturtle.org/mtrg/projects/cyprus/>

http://www.moa.gov.cy/moa/dfmr/dfmr.nsf/DMLSea_en/DMLSea_en?OpenDocument

[http://www.moa.gov.cy/moa/dfmr/dfmr.nsf/All/D9759D1D7CF5BF39C22570D60032D8D0/\\$file/TMALIEI1.PDF?OpenElem](http://www.moa.gov.cy/moa/dfmr/dfmr.nsf/All/D9759D1D7CF5BF39C22570D60032D8D0/$file/TMALIEI1.PDF?OpenElem)

A3.7

http://ec.europa.eu/fisheries/cfp/structural_measures/op/cyprus_el_01.pdf

A4. To reinforce compatibility of regional and territorial development with biodiversity in the EU

Infoview Data (DG Regio)

LIFE+ 2007 Call for Proposals – DG Environment

LIFE expenditure 2000-2006 – DG Environment

A5. To substantially reduce the impact on EU biodiversity of invasive alien species and alien genotypes

A5.1.2

MS questionnaire

Miller, C., Kettunen, M. & Shine, C. 2006. Scope options for EU action on invasive alien species (IAS) Final report for the European Commission. Institute for European Environmental Policy (IEEP), Brussels, Belgium.

A5.1.2 & 5.1.3

European Commission Report on the Implementation of National Measures on the Coexistence of Genetically Modified Crops with Conventional and Organic Farming

http://ec.europa.eu/agriculture/coexistence/index_en.htm

National legislation and information

<http://www.cyprus.gov.cy>

B6: To substantially strengthen effectiveness of international governance for biodiversity and ecosystem services

B.6

<http://www.cbd.int/convention/parties/contributions.shtml?tab=2&yr=2007>

<http://www.cbd.int/doc/world/cy/cy-nr-03-en.pdf>

http://www.ramsar.org/res/key_res_ix_12_e.htm

http://www.cms.int/bodies/StC/32_stc_meeting/French/Doc_09_Fonds_Affectation_avec_Annexes.pdf

<http://whc.unesco.org/en/sessions/31COM/documents/>

http://www.unep.org/rmu/en/Financing_of_UNEP/Environment_Fund/Table_2007/index.asp

B7. To substantially strengthen support for biodiversity and ecosystem services in EU external assistance

B7.1.3 & 7.1.6:

<http://www.mfa.gov.cy/>

B8. To substantially reduce the impact of international trade on global biodiversity and ecosystem services

B.8

<http://www.cites.org/eng/resources/reports/biennial.shtml>

<http://www.cites.org/common/resources/reports/pab/03-04Cyprus.pdf>

<http://www.cites.org/eng/cop/14/doc/E14-07-1.pdf>

C9: To support biodiversity adaptation to climate change

C9.1.1

EC (2007) Communication from the Commission. Progress towards achieving the Kyoto objectives.
http://ec.europa.eu/environment/climat/gge_progress.htm

C9.4.1 & 9.4.3

Third National Report to CBD (2005)

<http://www.cbd.int/reports/>

D10. To substantially strengthen the knowledge base for conservation and sustainable use of biodiversity, in the EU and globally

D10.1

MS Questionnaire

http://www.cyprus.gov.cy/moa/Agriculture.nsf/environment_en/environment_en?OpenDocument

E1. Ensuring adequate financing

http://ec.europa.eu/agriculture/rurdev/countries/cy/index_en.htm

http://ec.europa.eu/agriculture/rur/countries/cy/index_en.htm

Annual report for the year 2005 - department of fisheries and marine research of Cyprus

http://www.imbc.gr/whats_new/ecology_biodiversity_projects.html

http://www.smaponline.net/img/Toolkit/files/int_coa_reg_pro_project2.pdf

E2. Strengthening EU decision-making

E2.1

MS Questionnaire

E2.2

<http://www.cbd.int/doc/world/cy/cy-nr-03-en.pdf>

<http://www.cbd.int/countries/profile.shtml?country=cy#thematic>

E2.5

http://www.un.org/esa/agenda21/natinfo/countr/cyprus/nsds_2007en.pdf

<http://www.cbd.int/doc/world/cy/cy-nr-03-en.pdf>

E3. Building partnerships

E3.1

MS Questionnaire

E4. Building public education, awareness and participation

E4.1

http://ec.europa.eu/public_opinion/index_en.htm

<http://www.cbd.int/doc/world/cy/cy-nr-03-en.pdf>

F1-4. Monitoring, evaluation and review

C

<http://eumon.ckff.si/>

CZECH REPUBLIC

Competent authority(ies) for nature & biodiversity:

[Ministry of Environment](http://www.env.cz) of the Czech Republic: (<http://www.env.cz>)

Agency for Nature Conservation and Landscape Protection of the Czech Republic: (www.nature.cz)

Most recent national/subnational biodiversity strategy/action plan:

National Biodiversity Strategy of the Czech Republic:

http://chm.nature.cz/cooperation/fol362718/Strategie_ochrany_ENG_finalni.pdf

Latest review of the implementation of biodiversity strategy/action plan:

Not yet done, the Strategy was approved in 2005 by the Resolution of the Government of the Czech Republic of May 25, 2005 NO. 620

Alignment with EU biodiversity plan:

www.chm.nature.cz

Alignment with EU 2010 Biodiversity Indicators (SEBI 2010):

Key sources of official nature & biodiversity information used for evaluation:

- Clearing House Mechanism: <http://chm.nature.cz/>
- Agency for Nature Conservation and Landscape Protection of the Czech Republic: www.nature.cz
- [Ministry of Environment](http://www.env.cz) of the Czech Republic: <http://www.env.cz>
- Czech Bioplatform: <http://www.ibot.cas.cz/biop/index.htm>

SUMMARY OF PROGRESS IN DELIVERY OF OBJECTIVES OF EU BIODIVERSITY ACTION PLAN

A. POLICY AREA 1: BIODIVERSITY IN THE EU

1. To safeguard the EU's most important habitats and species.

Natura 2000 sites (terrestrial) (A.1.1, A.1.2 & A.1.4)

	<i>Number of sites</i>	<i>Area (km².)</i>
Total SCIs/SACs (Habitats Directive)	858	7 251

SCIs/SACs with marine component (Habitats Directive)	N/A	N/A
Total SPAs (Birds Directive)	38 (39 since 1/6/2008)	9 653
SPAs with marine component (Birds Directive)	N/A	N/A

Number of SCIs and SACs - Natura 2000 Barometer – June 2008 (Source: European Topic Centre on Biological Diversity based on data supplied by Member State)

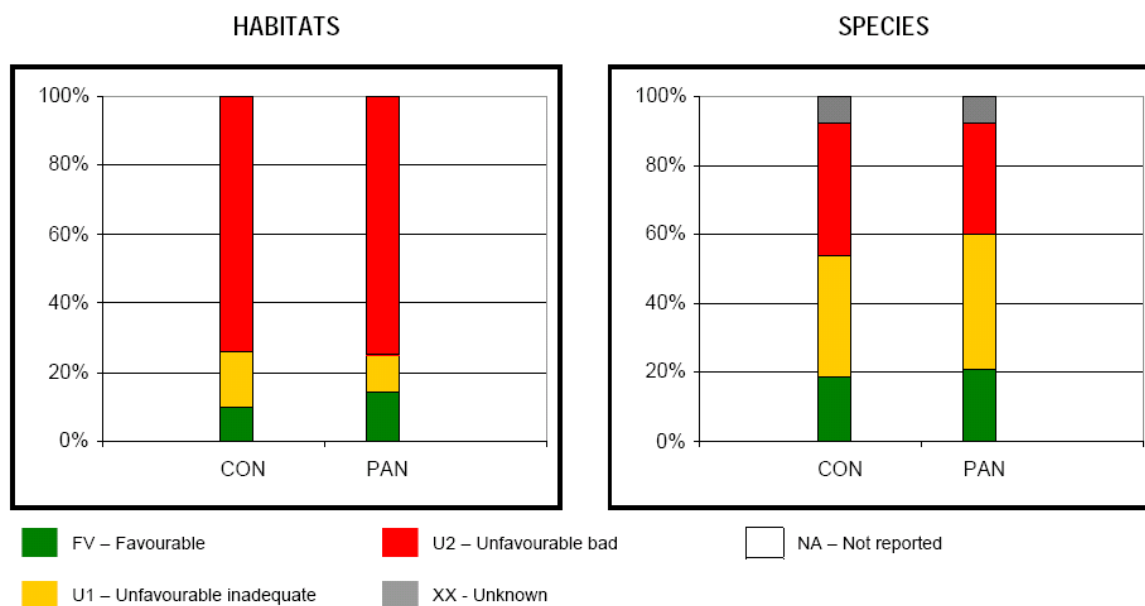
The Czech Republic was considered in June 2008 to have achieved a level of sufficiency of 59.5 % for site selection for species and habitat types under Habitats Directive, in its territory. The Czech Republic will establish, in accordance with Article 6.1 of the Habitats Directive, the necessary conservation measures involving appropriate management plans for special areas of conservation, if such plans are needed, specifically designed for the sites or integrated into other development plans, and appropriate statutory, administrative or contractual measures which correspond to the ecological requirements of the natural habitat types in Annex I and the species in Annex II present on the sites.

According to the EC LIFE Programme/Database, under the LIFE Nature programme, there was a total of 2 projects in Czech Republic with EC contribution of EUR 1 116 256 during the period 2000-2006. In the year 2007, according to the indicative national allocations, the Czech projects received EUR 3 710 000 from LIFE+ funds.

Conservation status assessment (A1.2)

Under the habitats Habitats Directive Czech Republic occurs in two biogeographical regions (continental and pannonian). The results of the first conservation status assessment for species and habitats of community interest are as

follows:



Region / Conclusion	HABITATS					SPECIES				
	FV	U1	U2	XX	NA	FV	U1	U2	XX	NA
Continental	10	16	74			19	35	38	8	
Pannonian	14	11	75			21	39	32	8	
Member State	12	14	74			19	37	36	8	

*The conservation status categories: FV = favourable, U1 = unfavourable-inadequate, U2 = unfavourable-bad, XX = unknown, NA = no evaluation given by MS

Overall assessment of conservation status by biogeographical region (Analysis by the European Topic centre on Biological Diversity based on data supplied by Member State)

Red Data Books/Lists, National/Subnational Atlases, Action Plans (A.1.3)

Red Data Lists are not legally binding in the Czech Republic. However, they represent an important source of information for decision makers, management plans development, prioritising of conservation measures etc. A large number of Red Lists have been published for different plant and animal taxonomic groups (except for mushrooms, protozoan and algae). Red Lists are mainly in the Czech language except for the groups of vertebrates and lichens, where some information can be found in English.

Many Distributional Grid Atlases (butterflies, earthworms, mammals, birds, amphibians, reptiles, spiders, longhorn beetles, click beetles, and fish) and checklists have been published. They are of crucial importance for further species monitoring, public education and awareness raising, and developing and editing of Red Lists.

Common bird monitoring (A.1.3)

The Czech Republic has the Breeding Bird Monitoring Programme ("Todle" is official name) focused on monitoring of population changes of common bird species, which forms part of the Pan-European Common Bird Monitoring Programme. The national level indicator is a component of the SEBI 2010 indicator. The Czech Republic has used data for 152 bird species between 1982 and 2005.

The populations of Czech forest birds have increased in the last two decades. The positive correlation between abundance of forest species and the total forested area suggests that land-

use changes would be an important factor. However, increasing cover of mature forest could have a similar effect on populations of specialist species.

On the other hand, populations of farmland birds declined throughout Europe and the similar pattern was observed in the Czech Republic. Although the rate of decline was lower after 1990, probably as a consequence of a reduction in the intensity of agriculture populations of farmland specialist species continue to decrease.

Ex-situ conservation (A.1.3)

The Czech Republic has a number of ex-situ conservation programmes in place. They include zoological gardens, botanical gardens and arboreta and several species survival and recovery programmes.

At present, there are 17 zoological gardens in the Czech Republic. The Union of Czech and Slovak Zoos (UCSZ) was established in 1990 to coordinate activities and cooperation. The Union is a member of the European Association of Zoos and Aquaria (EAZA), World Association of Zoos and Aquariums (WAZA), and the World Conservation Union (IUCN). Conditions for the operation of the gardens are determined in Act No. 162/2003 Coll., on zoological gardens. This Act also implements Council Directive 99/22/EC related to keeping wild animals in the zoos.

The species survival and recovery programmes for particularly protected species of flora and fauna are provided for by the State Nature Conservancy authorities in accordance with Act *in-situ* and *ex-situ* measures like rescue breeding, introduction, reintroduction, rescue transfers etc.

2. To conserve and restore biodiversity and ecosystem services in the wider EU countryside.

Rural Development Programmes (A2.1.1, 2.1.2 & 2.1.8):

According to information supplied by the Czech authorities, in the environment/land management budget (Axis 2) of the Rural Development Programme (RDP) accounts for about 54 % of EAFRD allocations (including co-financing). The majority of Axis 2 funds are focused on agri-environment payments, amounting to some 1064 million Euros, which is 29 % of the national EAFRD budget. There are 9 schemes in place, which focus on grassland maintenance (900,000 ha target) including options for protection of bird species. Natura 2000 payments cover agricultural land (10,000 ha target) and forests (200,000 ha target). Forest-environment payments are also used to improve the species composition of forests.

Agricultural genetic diversity (A2.1.11):

The issue of agricultural genetic diversity is reflected in the Czech legislation by Act No. 148/2003 Coll. on Conservation of Plant and micro-organism genetic resources for Agriculture and Act No.154/2000 Coll. (the Breeding Act).

The Czech Republic has approved the National Programme on Conservation and Utilisation of Plant, Animal and Microbial Genetic Resources for Food and Agriculture. The Programme was launched by the Ministry of Agriculture of the Czech Republic in 2006 and it is valid for the time period of 2007-2011 as a common platform for conservation and utilization of genetic resources in agriculture. It consists of three separate national programmes dealing accordingly with plants, micro-organisms, livestock and other animal genetic resources for food and agriculture. Forest tree species genetic resources are dealt with separately but also

under the Ministry of Agriculture.

Furthermore, the Member State's National Biodiversity Strategy includes goals for conservation of genetic resources within the "gene banks" section. It refers to issues such as stopping the trend of the current decrease in the diversity of flora, fauna and micro-organisms used in agriculture and the food industry, and creating conditions for sustainable use and permanent conservation of all genetic resources.

Agricultural cross-compliance measures (A2.1.4 & 2.1.10):

The Czech Republic has designated a number of Good Agricultural and Environmental Conditions (GAEC) Minimum Level of Maintenance measures that may provide biodiversity conservation benefits. These include rules preventing the destruction of landscape features including field banks - hedgerows, groups of trees, terraces, windbreaks, grasslands in alluvial plains. There are also provisions to prevent the conversion of permanent pasture in blocks of cultivated land, as well as rules governing the application of liquid manures to field parcels.

Afforestation / deforestation policies and biodiversity (A2.1.5):

Afforestation and deforestation operations are subject to several Czech legal acts. The primary focus is not the assessment of biological diversity, but they include some provisions regarding the impact of such activities on the environment. Act No. 114/1992 Coll., on the Protection of Nature and the Landscape requires the binding opinion of the relevant nature conservancy authority for the approval of forest management plans and forest management guidelines, for afforestation and deforestation of land exceeding 0.5 ha, for building of forest roads and aisles, and for forest drainage systems. It also sets out general and binding conditions for felling trees.

Act No. 289/1995 Coll., on Forests states that only seeds and transplants of forest tree species of the same or corresponding natural forest area and altitude may be used for afforestation and reforestation purposes. Forest management and harvesting in particular, may only be carried out in accordance with forest management plans and forest management guidelines approved by the relevant state forest administration authority.

Act No. 183/2006 Coll., on Town and Country Planning and Building Code also includes special provisions regarding afforestation and deforestation activities, mainly in connection with the town and country planning. Tools such as GIS, guidance documents and biological diversity surveys are used very often and SEA and/or EIA procedures are applied under certain conditions for deforestation operations.

Soil protection and biodiversity (A2.2.1):

A number of research projects have been undertaken regarding the evaluation of soil biodiversity loss and the identification of risk areas. However, indicators have not yet been developed.

The issue of conservation of soil biodiversity in relation to sustainable agricultural management is included in these strategic documents. For example, these include the country's agrarian policy and the state environmental policy. The potential danger of soil degradation affecting soil biodiversity on agricultural has been continuously evaluated for several years. Trends, tables and maps regarding water soil erosion, wind soil erosion and soil acidity, use of NPK (nitrogen, phosphorus, potassium) industrial fertilizers, consumption of lime fertilizers, plant protection products, seed treatments, and rodenticides have been developed. A detailed map of areas potentially at risk from water and wind erosion in the Czech Republic has been created. Furthermore, there are a number of regulations regarding

soil protection in the Czech Republic.

Measures to improve the ecological status of freshwaters (A2.3.1):

The Czech Republic has completed the legal transposition and implemented the elements of the Water Framework Directive 2000/60/EC (WFD) which had deadlines during 2004, 2005 and 2007. These include the preparation of the River Basin District Report, the River Basin Analysis Report and the Monitoring Network Report.

River Basin management plans are currently being prepared with the aim to improve the water chemical and ecological status.

Measures to reduce air pollution impacts on biodiversity (A2.4.2 & 2.4.3):

According to the Czech Republic's 2006 National Programme Report under the NEC Directive, relevant pollutant emissions were already slightly below NECD ceilings in 2005. In fact, one of the main conclusions from emissions analysis is that air pollution went through a phase of moderate decline from 2000 to 2005, after a sharp decline of emissions during the period of 1991-1999. These trends and the emission model projections based on existing measures indicate that national emission ceiling targets will be met in the Czech Republic for all air pollutants in 2010.

3. To conserve and restore biodiversity and ecosystem services in the wider EU marine environment.

Good marine ecological status (A3.1.a):

Not applicable.

Integrated coastal zone management (ICZM) (A.3.1.b):

Not applicable.

Pollution: Bathing water quality (A3.2)

Not assessed.

Ecosystem approaches in Fisheries management measures (A3.3):

There are no Fisheries management measures in the sense of implementation of the A3.3 target. The Czech Republic does have the National Strategic Plan for Fisheries (2007-2013) which should read as "Freshwater Fisheries Plan". The long term goal of this Plan is the sustainable development of freshwater aquaculture, multi-purpose fishpond use and support of activities to achieve the quality of waters released from fishpond systems. An ecosystem approach should be used for freshwater aquaculture to ensure that biodiversity is preserved in the future both in fishponds as well as in their surrounding area. It is stated that "Freshwater aquaculture based on sustainable development and using environmentally friendly technologies may in the future play an important role not only for fish production but also for biodiversity conservation". High amount of silting in the river systems, having a considerable ecological effect on fishponds, is emphasized. It is considered that although water quality in the water courses has improved dramatically since 1990, the present state cannot currently be considered as satisfactory. It is further stated that "Management in the fishing grounds, which are a part of fisheries in the Czech Republic, has a favourable effect on the biodiversity of the water bodies".

The National Strategic Plan for Fisheries 2007-2013 incorporates environmental aspects and identifies at least four overall aims and one specific objective towards achieving the goal. These include a) ensuring that aquaculture production uses methods that are more environmentally friendly, b) achieving an improvement and maintenance in environmental quality by means of compensatory payments for fishpond areas, c) achieving an improvement of the status of water organisms through the measures in the common interest, primarily through forming new breeding and spawning areas in the existing river system improving the conditions for fish reproduction and water quality by removing the sediments from fishponds, and d) to gradually achieve stabilization in the populations of species living in water courses where measures for the renewal have been carried out by forming spawning grounds and to purposefully enrich the fish communities with other species that could use the spawning grounds.

Community and National Financing under European Fisheries Funds (EFF) (A3.4):

There is no application of European Fisheries Fund for actions beneficial to marine biodiversity in the sense of the implementation of the A3.4 target. Therefore, there was not any application of funding to Axis 1 and 4 and the majority of the funding was split between Axis 2 (44 % of total EFF contribution) and Axis 3 (51 % of total EFF contribution) The remaining 5 % of the funding is allocated to Axis 5. The figures were taken from the National Fisheries Strategic Plan 2007-2013 and the Operational Programme for Fisheries 2007-2013.

Axis 2 has four basic measures which include productive investments in aquaculture, aqua-environment measures, improving health and quality of fish, and processing and marketing of fishery and aquaculture products. The measures contain specific goals from which a number is aimed at environmental protection - reducing the negative and strengthening the positive impact of aquaculture on the environment; introduction of environmentally friendly technologies; protection and improvement the state of the environment, natural resources and genetic biodiversity; and the landscape maintenance.

Axis 3 consists of measures of common interest, measures intended to protect and develop aquatic fauna and flora, measures for support and development of new markets, and pilot projects. These measures again contain specific environmental goals – protection of aquatic fauna and flora and enhancement of environmental aquatic conditions, and restoration of spawning grounds.

Restoration programmes for diadromous species (A3.5.a):

The National Strategic Plan for Fisheries (2007-2013), which sets out priorities for the Czech Republic freshwater fisheries, includes the protection and development of aquatic animals and plants. This priority is further elaborated and encompasses the renovation of inland water bodies including places for spawning, construction of fish passageways for free migration, modernization and enlargement of hatcheries which enable appropriate restocking of watercourses. One of the overarching aims of the Operational Programme (2007-2013) is to improve the status of water organisms through the measures of the common public interest, primarily through creation of new reproduction areas in the existing river systems and construction of fish passageways with the aim to achieve free migration corridors for species from water and water related ecosystems. Another activity includes the introduction of eels into the river systems to enhance existing species community. Specifically, the objective is to implement at least five projects for creating spawning areas, and at least 5 projects for construction of fish passageways with the aim to achieve free migration corridors for species from water and water related ecosystems.

There is also an ongoing project for reintroduction of salmon (*Salmo salar*) called LOSOS 2000, and a proposal for conceptual framework for recovery of free migratory passageways of riverine environments.

Fishing Capacity-Decommissioning (3.5.b):

Czech Republic does not have fishing fleet; therefore relative measures are not relevant.

Action plans and conservation status for marine species and habitats (A3.6):

Not applicable

Aquaculture planning and biodiversity (A3.7):

There is no aquaculture planning in the sense of A3.7. However, the Czech Republic has developed, in accordance with the Water Framework Directive, the river Basin Management Plans. Moreover, in the National Strategic Plan for Fisheries (2007-2013), sustainable aquaculture development is identified as a key area of interest, and the preservation of species diversity in fishponds and their surroundings is highlighted.

4. To reinforce compatibility of regional and territorial development with biodiversity in the EU.

Biodiversity spending under Cohesion and structural funds

Expenditures foreseen by the Czech Republic for Biodiversity & nature protection under the Cohesion and structural funds for the period 2007-2013 amount to EUR 606 000 000. Other relevant areas where Cohesion and structural funds will be allocated are Promotion of Natural Assets (EUR 68 000 000) Natural Heritage (EUR 65 000 000).

5. To substantially reduce the impact on EU biodiversity of invasive alien species and alien genotypes.

Strategies to reduce impacts from invasive alien species (A5.1.2):

The Czech Republic has implemented several IAS regulations, covering trade issues, intentional introductions and control/eradication. The Act on the Protection of Nature and the Landscape (114/1992 Coll.) includes preventive measures to avoid the spread of IAS and refers to intentional introductions. The Act on Hunting and Game-keeping prohibits the introduction of non-native game species. The phytosanitary list includes some agricultural weed species prohibited for import. Further relevant regulations are the Act on Fisheries, the Act on Forests and the Act on the Environment. The country has not yet developed a national strategy on IAS, but plans to do so by 2010.

The National Biodiversity Strategy of the Czech Republic describes the current status of invasive plants and animals, summarises activities to date to reduce their biodiversity impacts, including legal instruments, activities of the State Administration and other governmental bodies and NGOs. In addition, objectives related to IAS are also included in the State Environmental Policy (e.g. relating to the introduction, spread and import of IAS) and in the National Biodiversity Strategy. The strategy's objective is to develop a binding list of IAS species, measures for eradication, and educational programmes. Specific targets are also included in the Nature Conservation and Landscape Protection Programme which is now under revision.

IAS publications have included a checklist of invasive plant species, a catalogue of wild

animal taxa and a report on *Non-native fauna and flora species in the Czech Republic*. Furthermore, a data centre on IAS is planned to be completed by 2010, under the planned IAS National Strategy, which is still to be developed.

Research has been undertaken with regard to the risks posed by IAS to ecosystems, habitats and species. The country is also involved, in collaboration with other neighbouring countries, in the distribution of inventories and studies of eradication methods for certain species.

Biosafety measures to reduce impacts from alien genotypes (A5.1.2 & 5.1.3):

The legislative framework of the Czech Republic has been harmonised with EU legislation. The basic national legal instrument concerning the use of LMOs/GMOs is Act No. 78/2004 Coll., on the Use of Genetically Modified Organisms and Genetic Products, as amended by Act No. 346/2005 Coll., with an implementing Decree No. 209/2004. The Act transposes EU Directives 2001/18/EC and 98/81/EC, therefore it covers the contained use, deliberate release of GMOs into the environment and placing on the market of GMOs as or in products.

EC Regulations 1829/2003, 1830/2003 concerning authorisation of GM food and feed, traceability and labelling of GMOs and GM food and feed and Regulation 1946/2003 implementing the Cartagena Protocol have been directly applicable in the Czech Republic since its accession to the EU in May 2004.

General rules on the co-existence of genetically modified crops with conventional and organic farming are set by the amendment to the Act on Agriculture and are complemented by case-specific measures for each GM crop by the implementing Decree (so far for maize and potatoes).

The Czech Republic ratified the Cartagena Protocol on Biosafety in October 2001.

B. POLICY AREA 2: THE EU AND GLOBAL BIODIVERSITY

6. To substantially strengthen effectiveness of international governance for biodiversity and ecosystem services.

In 2005, the Czech Republic adopted its National Biodiversity Strategy and submitted the Third National Report to the CBD. The only thematic report submitted to the CBD was on alien species. The reason is that since 2006, there has been no request from the CBD Secretariat to submit “thematic reports”, these reports were included under the request in each notification. Furthermore, the Czech Republic has regularly replied to the CBD Notifications (namely CR 41/2006, 42/2006, 44/2006, 45/2006, 78/2006, 79/2006, 80/2006, 85/2006, 4/2007, 10/2007, 87/2007, 101/2007, 102/2007, 164/2007).

The budgetary allocations for biodiversity amounted to CZK 160 000 in 2004 and CZK 200 000 in 2005. The Ministry of Environment also releases a special budgetary subsidy for the implementation of multilateral environmental agreements in total amount of CZK 8 000 000 per year for all conventions the Czech Republic is a Party to.

The State Environmental Fund of the Czech Republic is the fundamental economic tool of the Ministry of Environment for implementing measures enhancing the quality of the environment. It provides financial support in accordance with the national legislation and regarding obligations arising from international conventions on environmental protection. The Fund’s income consists primarily of fines for pollution, damage of the specific segments of the environment, instalments of loans provided and interest of such loans, as well as incomes from term-account deposits. Nature and landscape conservation has been traditionally an area

of financial support that was formerly provided through the National Programmes and the Operational Programme Infrastructure (2004-2006) and most recently through the Operational Programme Environment (2007-2013).

The annual contributions to CBD, Ramsar, CMS, AEWA, World Heritage Convention and the UNEP Environment Funds are being paid as pledged.

7. To substantially strengthen support for biodiversity and ecosystem services in EU external assistance.

Funds allocated for biodiversity projects and programmes in developing countries (B7.1.3) and Members State's Overseas Countries and Territories (B7.1.6):

In March 2004, the Czech Government adopted the Principles of International Development Cooperation upon the Czech Republic's Accession to the EU, and decided to narrow down the territorial focus of development cooperation. Having considered where aid was mostly needed, absorption capacities, and past development cooperation, eight priority countries for the years 2006 to 2010 were selected: Angola, Bosnia and Herzegovina, Moldova, Mongolia, Serbia, Vietnam, Yemen, and Zambia; together with Afghanistan and Iraq as medium-term priorities.

The key goals of Czech development cooperation include poverty reduction, economic and industrial development, gradual integration of partner countries into the world economy, agricultural development, promotion and consolidation of democracy, human rights and good governance, introduction of principles of lawful conduct, migration control, sustainable development with a focus on environmental protection and post-conflict reconstruction.

According to the Czech Republic's Third Report to the CBD, one of the strategic targets of the Czech ODA Programme is to support sustainable development with emphasis on its environmental pillar. ODA projects should directly or indirectly contribute to the improvement of the environment and quality of life in the recipient countries. Two projects have focused on biodiversity issues. Those have been the following: "Kazakhstan - Biodiversity Protection of the Southern Altai in the context of Contemporary Environmental Transformations and Socio-Economic Development" in 2005-2007 and "Support to Natural Reserves and National Parks of Senegal" in 2007-2009, which together have amounted to CZK 16 400 000 (approximately EUR 680 000 according to the rate in June 2008).

The actual annual spending on biodiversity-related bilateral aid remains unclear.

Integration of biodiversity considerations into development programmes and projects impacts on biodiversity (Action B7.2.2 & 7.2.5):

Integration of biodiversity considerations into development programmes of the Czech Republic may be found in the Country Strategy Paper for the Republic of Moldova (2006-2010).

8. To substantially reduce the impact of international trade on global biodiversity and ecosystem services.

In order to control the international trade in endangered species, all imports, exports and re-exports of specimens covered by the CITES Convention have to be authorized through a licensing system by Member States. In the Czech Republic, the following number of permits was issued the in the period of 2005-2007:

Year/Type of permit	Import	Export	Re-export
2005	414	292	26
2006	378	161	14
2007	463	163	17

Apart from that, approximately 15 300 intra EU-certificates by Regional Czech CITES Management authorities were issued in the years 2005-2007.

According to the Czech CITES Biennial Report, 100 seizures were registered in the years 2005 – 2006, comparing to 64 seizures registered in 2003 - 2004.

Capacity building for the national implementation of CITES focused on hiring more staff, developing implementation tools, improvement of national networks, purchase of technical equipment, and computerisation. Advice/guidance was provided to staff of the Management and Scientific Authorities and the enforcement authorities as well as to traders and the public. Staff of the Management and Scientific Authorities and the enforcement authorities also received training. Financial assistance was provided to other parties/international meetings. The Czech Republic has paid the annual contribution of USD 8 931 to the CITES Trust Funds.

C. POLICY AREA 3: BIODIVERSITY AND CLIMATE CHANGE

9. To support biodiversity adaptation to climate change.

Progress on Kyoto targets (C9.1.1):

The Czech Republic has a Kyoto Protocol target of reducing greenhouse gas emissions by 8 % compared to base levels. It is well on track to achieve this target, with 2005 emissions 25.8 % lower than in 1990 and they are projected to be some 21 % below the Kyoto target in 2010.

Adaptation measures to increase biodiversity resilience to climate change (C9.4.1 & 9.4.3):

The Czech Republic has incorporated objectives of increasing the resilience of biodiversity to climate change into its “National Programme to Abate the Climate Change Impacts in the Czech Republic”. This National Program has been evaluated in 2007 with a special view to the evaluation of effects brought by measures implemented since 2004. The evaluation has been approved recently by the Government.

The Climate Change team at the Ministry of Environment are preparing a new Climate Change Protection Policy for the Czech Republic that will include both mitigation and an adaptation strategy. The Climate Change Protection Policy is expected to be finished in September 2008.

D. POLICY AREA 4: THE KNOWLEDGE BASE

10. To substantially strengthen the knowledge base for conservation and sustainable use of biodiversity, in the EU and globally.

National research programmes (D10.1):

The Departmental Research Programme in the sphere of action of the Ministry of Environment for years 2007 – 2013 has been published. This programme concerns all aspects of the environment and is not exclusively aimed at the research in the field of biological diversity and 2010 target. However, its sub-programme SP2 is further divided into concrete research areas including the area SP2d – Ecosystems and protection of biological diversity. The long-term basic research direction is oriented into biological and ecological aspects of sustainable development, in particular study of biodiversity and its relations to ecosystems functions, long-term global trends in nature and landscape development and anthropogenic impacts on the landscape. This sub-programme, which also includes two other research areas: SP2e - protection of water and soil, and SP2f – waste management and prevention of waste creation, receives 54.7 % of the total environmental research budget.

The Czech Republic also has a dedicated forum to ensure that biodiversity outcomes are reflected in policy development and implementation. In addition, there is a Biodiversity Research Strategy for the Czech Republic. A number of priority areas are identified in the Strategy, such as: invasive species, ecosystem management of freshwater and forest systems, monitoring biodiversity, developing scientific methods in this area, genetic biodiversity including agricultural GMOs and support to less developed countries.

E. THE FOUR KEY SUPPORTING MEASURES

1. Ensuring adequate financing

B1. Ensuring adequate financing

Overall use of Community funds for biodiversity

Operational Programme Infrastructure (2004-2006)

The implementation of projects under this OP is expected to finish by the end of 2008. Priority 3 - Improvement of environmental infrastructure, and its particular measures (3.1 A - Revitalization of watercourses, adaptations aimed at restoration the ecological function of spring areas and wetlands, construction and renovation of retention reservoirs and dry polders, 3.1 B – Elimination of migration barriers for wildlife animals in the watercourses) were aimed at biodiversity.

Operational Programme Environment (2007-2013)

Priority axis 6 of the operational programme – Improvement of state of nature and landscape, is aimed at enhancing the status of biological diversity. The figures in the table below give information of community financial resources allocated for the current programming period:

Axis	Title of the area of action	EU Fund	EUR
6.1	Implementation and Management of System Natura 2000 Network Sites	ERDF	29 971 000

6.2	Biodiversity Strengthening	ERDF	113 891 000
6.3	Restoration of the Landscape Structures	ERDF	77 925 000
6.4	Optimization of the Landscape Water Regime	ERDF	224 784 000
6.5	Support for Regeneration of the Urbanized Landscape	ERDF	86 916 000
6.6	Prevention of landslides and rock avalanches, monitoring of geo-factors and impacts of mining and extraction activities, and assessment of non-renewable natural resources including groundwater resources	ERDF	65 937 000
6	Improvement of state of nature and landscape	ERDF	599 424 000

Regional Development Plan (RDP) 2007-2013

A total amount of EUR 779 947 701 (or 21.6 % of the RDP 2007-2013) are allocated as a part of the agri-environmental (AE) budget for activities with potential benefit for biodiversity, including measures for maintenance of grasslands and enhancing the landscape ecological stability.

Under the forestry section of the RDP, estimated allocations to nature and biodiversity spending, amount to EUR 15 735 201, equal to 0.44 % of the RDP.

Horizontal Rural Development Plan 2004- 2006

The funding provided to implement the measures proposed under the Czech Horizontal Rural Development Plan 2004 - 2006 is intended to come only from public sources without a contribution from the private sector. The EU contribution from the EAGGF, Guarantee Section amounted to 80 % of total public expenditure and the contribution from the national budget of the Czech Republic to 20 % of total public expenditure.

Breakdown of biodiversity-related activities under the Czech Horizontal Rural Development Plan 2004- 2006 in EUR (in current prices)

Activity	Public expenditure	EU contribution	EU co-financing (%)
Less-favoured areas & areas with environmental restrictions	295 573 952	236 459 162	80
Agri-environmental measures	335 681 829	269 047 415	85
Agricultural production methods designed to protect the environment and the countryside: projects approved under Regulation (EC) No 1268/1999	350 728	263 046	75

Czech Operational Programme for Fisheries (2007-2013)

Under priority axis 2 (aquaculture, inland fishing, processing and marketing of fishery and aquaculture products) EUR 15 902 583 have been allocated to the Fisheries OP 2007-2013, which is equal to 44 % of the total budget. Under priority axis 3 (measures of common interest) EUR 18 432 539 have been allocated to the Fisheries OP 2007-2013, which is equal to 51 % of the total budget. These values represent the total amount of Euro allocated for these two axes. However, since the Operational Programme for Fisheries, co-funded by the European Fisheries Fund (EFF), does not structure the allocations to its particular measures, it is therefore very difficult to estimate the allocation of money to different measures of the programme, including those which are biodiversity related.

The Departmental Research Programme 2007-2013 of the Ministry of Environment of the Czech Republic neither receives nor uses community funding for research, including biodiversity research. Approved projects are financed only through the national financial sources and co-financed in many cases by the beneficiaries.

Only two projects with biodiversity objectives or outcomes have been implemented since 2000. The first one was “Technical and Practical Support for the Natura 2000 Network” implemented during 2002-2004 with a budget of EUR 1 430 000. The second one was named “Strengthening Institutional Capacity for the Application of the *Acquis Communautaire* in Nature Protection” implemented during 2005-2006 with a budget of EUR 140 000”.

2. Strengthening EU decision-making

Plans and follow-up to UN Millennium Ecosystem Assessment (E2.1):

The Millennium Ecosystem Assessment project (MA) has been followed-up by an ecosystems assessment for Europe — known as Eureka (European Ecosystem Assessment). This assessment will cover the pan-European region, is due to be completed by 2012, builds on the conceptual framework of the Millennium Ecosystem Assessment, and is directly linked into major European policies. Czech ecosystems assessed under this project include inland water and wetlands, cultivated land, forest, natural grassland, heath and shrub land and urban areas. Services assessed are: biodiversity, fresh water quality, food, fish, timber, carbon sequestration, water flow regulation, nutrient cycling, climate and air regulation and fuel and energy.

Accounting methods for the assessment of ecosystems services have not been developed within the framework of Eureka project yet.

Alignment of national biodiversity strategies with EU (E2.2):

The National Biodiversity Strategy of the Czech Republic was formulated shortly after the accession of the Czech Republic to the European Union in 2004 and all of the objectives of the National Strategy are directed towards achieving the 2010 target.

The National Biodiversity Strategy of the Czech Republic has been prepared according to the structure and in accordance with the Biodiversity Strategy of European Community. The division of the individual chapters into strategic themes (ecosystem approach; in-situ conservation, ex-situ conservation; sustainable use; etc.) and biodiversity into sectoral policies (agriculture, forest ecosystems, water and wetland ecosystems, etc.) is maintained. The more detailed Action Plan elaborating the strategic objectives of the NBSAP into specific measures is planned to be finalized by 2009.

A comprehensive process aiming at approximation of the legislation of the Czech Republic to the legislation of EU has started and preparatory work has been under way to harmonize Czech nature conservation laws with EC directives (Birds and Habitats Directives) since

1995. The overlap between the EC and Czech legislation in nature conservation is about 70 %. The Czech National Council Act No. 114/1992 Coll. on Protection of Nature and the Landscape is based on a relatively modern integrated approach stressing both diversity and importance of life-supporting processes in various biological systems. The protection of biological diversity is one of the long-term priority areas of the State Environmental Policy. Application of biodiversity conservation is reflected in a new version of the State Agricultural Policy, as well as in Basic Principles of the State Forestry Policy.

The Czech Republic is a contracting party to the Convention on Protection and Use of Transboundary Waters and International Lakes (Water Convention), Protocol on Water and Health to Water Convention and to the Framework Convention on the Protection and Sustainable Development of the Carpathians. The three international river basins (the Danube River Basin, the Elbe River Basin and the Oder River Basin) and their environment are protected through implementation of the Convention on Cooperation for Protection and Sustainable Use of the Danube River (Danube River Protection Convention), Agreement on International Commission for Protection of Elbe River, Agreement on International Commission for Protection of Oder River against Pollution. The Czech Republic has also bilateral agreements on cooperation on transboundary waters with Germany, Austria, Slovakia and Poland.

Effective integration of Natura 2000, Rural development, river basin management and other territorial plans and programmes in support for biodiversity (E2.5):

The State Environmental Policy of the Czech Republic 2004 – 2010 includes considerations for implementing the Natura 2000 network, rural development, river basin management and other territorial plans. Monitoring indicators are included in this policy including biodiversity and protected areas as well as for environmental protection expenditure and natural resource management.

Following the accession to the EU, substantial amendments were made to the Czech National Council Act No. 114/92 on the Protection of Nature and the Landscape with the aim to implement European legislation such as the Habitats and Birds Directives (in 2004), and to the Water Act, which provides the provisions for river basin management (in 2002, 2006). The Integration of all required policies should be sufficiently secured by the amendments of the above mentioned Acts.

The Spatial Development policy of the Czech Republic was approved by the Government in Decree No. 561/2006. This document determines the national priorities of spatial planning and sets up requirements for sustainable development in planning activities of regions and municipalities. Rural development plans as well as other territorial plans are carried out in accordance with Act No. 183/2006 Coll. on Town and Country Planning and Building Code, which in many cases considers the issue of environmental protection and biological diversity.

3. Building partnerships

National partnerships for biodiversity including private sector involvement (E3.1):

There are national initiatives aimed at promoting partnership for biodiversity in the Czech Republic. The Ministry of Environment signed two voluntary agreements directly concerning biodiversity. The first one is the agreement on cooperation on the protection of nature which was signed between the Ministry and the Czech Union for Nature Conservation – the biggest NGO with activities aimed at nature conservation issues. The second one is the agreement on cooperation on mutual data exchange with the Ministry of Agriculture with the aim to

delimitate generically abundant vegetation “LPIS” for purpose of agri-environmental programs.

4. Building public education, awareness and participation

National/Sub-national public awareness campaigns/initiatives (E4.1):

According to an ECNC analysis of the Flash Eurobarometer Report, 78 % of the respondents from the Czech Republic had never heard of the term ‘biodiversity’. Of those who had heard of it, 18 % knew what it meant. 33 % of Czech respondents felt either ‘well informed’ or ‘very well informed’ about biodiversity loss. The Survey also showed that 70 % of Czech respondents had never heard of the ‘Natura 2000’ network. Of those who had heard of it, 7 % knew what it meant. Overall, 82 % of Czech respondents felt that they made personal efforts to protect biodiversity.

Starting in 1960s, environmental education and public awareness (EEPA) has had a long tradition in the country. The overall aim has always been to disseminate information on the importance of the conservation of biological diversity, sustainable use of its components, principles of sustainable development, and also on responsibility for our own actions. Today, EEPA has developed into a programme being taken very seriously at the national and sub-national levels with many mutual agreements, strategies and collaboration projects.

In 2007, the State Programme of Environmental Education and Public Awareness and its Action Plan have been updated and approved by the Czech Government. EEPA is also defined in the State Environmental Policy 2004-2010 as one of the implementation tools of the environmental policy and several concrete implementation measures are stated here – take into account the targets of the State Programme of Environmental Education and Public Awareness in the CR in the related legislation – Act No. 123/1998 Coll., on free access to information on the environment, and other. It also includes a system of environmental education and public awareness for officials of administrative authorities and employees of the public administration. Environmental education is being increasingly included in the teaching programs of pre-schools, elementary and secondary schools, and universities. However, it is highlighted in the State Environment Policy that the role of EEPA should be increased and emphasis should be placed on children and youths.

The implementation step has also been taken when the Ministry of Environment has concluded an intersectoral agreement with the Ministry of Education, Youth, and Sports on environmental education issues. Building of new environmental education centres of all kinds and reconstruction of existing ones is financially supported through subsidies and programmes of the State Environmental Fund of the Czech Republic, including the Operational Programme Environment.

Many institutions and bodies like primary and secondary schools, universities, museums, zoological and botanical gardens, local and regional governments, state nature conservation authorities, as well as numerous non-governmental organisations develop their own activities in the sphere of environmental education and raising public awareness. Since 2001, a specialized nationwide grant programme the National Network of Centres for Environmental Education has been provided to support EE activities of NGOs. All these entities usually provide information by, advertising, publishing leaflets, brochures, and books, making films, video and television programmes, arranging exhibitions, giving public lectures and providing information through the Internet.

F. MONITORING

A number of biodiversity indicators have been observed for a long time, including the coverage of protected areas and the proportion of endangered species. According to the Third National Report to the CBD (2005), a new set of biodiversity indicators is currently under development. According to the National Biodiversity Strategy of the Czech Republic (2005), there is no long-term, functioning, integrated biodiversity monitoring system, despite many existing monitoring schemes focusing on particular components of biodiversity. However, the National Biodiversity Strategy does foresee an integrated biodiversity monitoring system, closely linked to the frameworks provided by the EU Habitats Directive and the CBD. Current monitoring schemes include monitoring of ecosystems and species of the EU Habitats Directive, ecosystem monitoring in national nature reserves and monuments, and monitoring of specific groups of species (birds, bats, butterflies; mapping of mammals). The data for most of SEBI 2010 indicators are for most of them in place.

DATA SOURCES

A1. To safeguard the EU's most important habitats and species:

A.1.1, A.1.2 & A.1.4

http://ec.europa.eu/environment/nature/natura2000/barometer/index_en.htm

<http://dataservice.eea.europa.eu/atlas/viewdata/viewpub.asp?id=2639>

<http://cdr.eionet.europa.eu/>

A.1.3

MS Questionnaire

Reif J., Voříšek P., Šťastný K. & Bejček V. 2006: Population trends of birds in the Czech Republic between 1982 and 2005. *Sylvia* 42: 22-37.

Reif J., Voříšek P., Šťastný K., Bejček V & Petr, J. 2007: Population increase of forest birds in the Czech Republic between 1982 and 2003. *Bird Study* 54: 248-255

http://www.cbd.int/doc/world/cz/cz-nr-03-en.doc#_Toc78202047

A2. To conserve and restore biodiversity and ecosystem services in the wider EU countryside

Data Sources:

A2.1.1, 2.1.2 & 2.1.8

Published National Rural Development Programmes (IEEP database 2008)

European Commission unpublished data (2008)

MS questionnaire

A2.1.11

Third National Report to the Convention on Biological Diversity (2005)

<http://www.cbd.int/doc/world/cz/cz-nr-03-en.pdf>

A2.1.4 & 2.1.10

Alliance Environment (2007). Evaluation of the application of cross compliance as foreseen under Regulation 1782/2003. Part I: Descriptive Report - 26/07/2007. Report to the European Commission.

A2.1.5 & A2.2.1

MS Questionnaire

www.mze.cz

www.env.cz

www.nature.cz

www.uhul.cz

www.upb.cas.cz

<http://aplikace.isvav.cvut.cz/>

<http://www.cenia.cz>

www.vumop.cz

A2.3.1

WFD Scoreboard http://ec.europa.eu/environment/water/water-framework/transp_rep/scoreboard_en.htm

A2.4.2 & 2.4.3

Czech Republic NEC Directive submission (01 Mar 2007)

<http://cdr.eionet.europa.eu/cz/eu/nec/envrauiza>

NEC Directive National Programmes

http://ec.europa.eu/environment/air/nationalprogr_dir200181.htm

MS reporting to NEC Directive

http://ec.europa.eu/environment/air/implem_nec_directive.htm

A3. To conserve and restore biodiversity and ecosystem services in the wider EU marine environment

A3.1

<http://www.fao.org/fi/fcp/en/CZE/profile.htm>

A3.2

<http://faolex.fao.org/docs/texts/mul39464.doc>

A3.3

http://81.0.228.70/attachments/AAOP30_01_2007_fin1_EN_rev_prekladu_20070212.pdf

<http://faolex.fao.org/docs/pdf/cze73952e.pdf>

A3.4

MS Questionnaire

http://81.0.228.70/attachments/AAOP30_01_2007_fin1_EN_rev_prekladu_20070212.pdf

A3.5a

http://81.0.228.70/attachments/CZ_NSP_2007_2013_final_EN.pdf

http://www.nature.cz/publik_syst2/files16/OP_%202003-02.pdf (p49)

A3.5b

<http://ec.europa.eu/fisheries/fleetstatistics/index.cfm?lng=en>

A.36

http://81.0.228.70/attachments/AAOP30_01_2007_fin1_EN_rev_prekladu_20070212.pdf

A4. To reinforce compatibility of regional and territorial development with biodiversity in the EU

A4.

Infoview Data (DG Regio)

LIFE+ 2007 Call for Proposals – DG Environment

LIFE expenditure 2000-2006 – DG Environment

A5. To substantially reduce the impact on EU biodiversity of invasive alien species and alien genotypes

A5.1.2

MS Questionnaire

www.env.cz

[www.env.cz/AIS/web-pub.nsf/\\$pid/MZPKHF75RUFY/\\$FILE/OS_spzp_en_20041101.pdf](http://www.env.cz/AIS/web-pub.nsf/$pid/MZPKHF75RUFY/$FILE/OS_spzp_en_20041101.pdf)

<http://chm.nature.cz/cooperation/fo1362718>

Miller, C., Kettunen, M. & Shine, C. 2006. Scope options for EU action on invasive alien species (IAS) Final report for the European Commission. Institute for European Environmental Policy (IEEP), Brussels, Belgium.

A5.1.2 & 5.1.3

National Report on the Cartagena Protocol on Biosafety

<http://www.cbd.int/biosafety/parties/reports.shtml?report=NR-CPB-01>

European Commission Report on the Implementation of National Measures on the Coexistence of Genetically Modified Crops with Conventional and Organic Farming

http://ec.europa.eu/agriculture/coexistence/index_en.htm

National legislation and information

<http://www.ogm-ggo.be>

IEEP (2007) *Manual of Environmental Policy – the EU and Britain*. Maney Publishing, Leeds, the UK (Chapters 7.13 – 14 and 7.22-24)

B6: To substantially strengthen effectiveness of international governance for biodiversity and ecosystem services

B.6

<http://www.cbd.int/countries/?country=cz>

<http://www.cbd.int/doc/world/cz/cz-nr-03-en.pdf>

<http://www.cbd.int/convention/parties/contributions.shtml?tab=2&yr=2007>

http://www.ramsar.org/res/key_res_ix_12_e.htm

http://www.cms.int/bodies/StC/32_stc_meeting/French/Doc_09_Fonds_Affectation_avec_Annexes.pdf

http://www.unep-aewa.org/meetings/en/stc_meetings/stc4docs/pdf/stc4_9_income_expenditures.pdf

<http://whc.unesco.org/en/sessions/31COM/documents/>

http://www.unep.org/rmu/en/Financing_of_UNEP/Environment_Fund/Table_2007/index.asp

<http://chm.nature.cz/cooperation/fo1605719/fo1030480>

B7. To substantially strengthen support for biodiversity and ecosystem services in EU external assistance

Data Sources

B7.1.3 & 7.1.6:

Czech Republic's Third Report to the Convention on Biological Diversity

<http://www.cbd.int/doc/world/cz/cz-nr-03-en.pdf>

Czech Development Agency

http://www.rozvojestredisko.cz/about_en.php

B8. To substantially reduce the impact of international trade on global biodiversity and ecosystem services

B8

<http://www.cites.org/eng/resources/reports/biennial.shtml>

<http://www.cites.org/eng/cop/14/doc/E14-07-1.pdf>

C9: To support biodiversity adaptation to climate change

C9.1.1

EC (2007) Communication from the Commission. Progress towards achieving the Kyoto objectives.

http://ec.europa.eu/environment/climat/gge_progress.htm

C9.4.1 & 9.4.3

Third National Report to the Convention on Biological Diversity (2005)

<http://www.cbd.int/doc/world/cz/cz-nr-03-en.doc>

Fourth National Communication On Climate Change to the UNFCCC (2005)

<http://unfccc.int/resource/docs/natc/czenc4.pdf>

D10. To substantially strengthen the knowledge base for conservation and sustainable use of biodiversity, in the EU and globally

D10.1

MS Questionnaire

<http://www.ibot.cas.cz/biop/texts/BDRResearchStrategyCR.doc>

http://www.edinburgh.ceh.ac.uk/biota/Archive_ACC/3672.htm

E1. Ensuring adequate financing

E1

http://81.0.228.70/attachments/AAOP30_01_2007_fin1_EN_rev_prekladu_20070212.pdf

<http://www.mze.cz/en/OutSide.aspx?deploy=327&typ=2&ch=156&ids=327&val=327>

<http://europa.eu/rapid/pressReleasesAction.do?reference=MEMO/07/209&format=HTML&aged=0&language=EN&guiLanguage=en>

http://ec.europa.eu/agriculture/rur/countries/cz/index_en.htm

[MS questionnaire](#)

E2. Strengthening EU decision-making

E2.1

MS Questionnaire

<http://www.nature.cz>

<http://www.eea.europa.eu>

E2.2

<http://enrin.grida.no/biodiv/biodiv/national/czechrep/wildlife/organisa.htm>

<http://chm.nature.cz/cooperation/fol362718>

<http://faolex.fao.org/docs/pdf/mul17444.pdf>
<http://faolex.fao.org/docs/texts/mul45448.doc>
<http://www2.ecolex.org/server2.php/libcat/docs/TR3031E.txt>
http://www.env.cebin.cz/_nav/_index_hp_en.html

E2.5

<http://faolex.fao.org/docs/pdf/cze4729E.pdf>
<http://faolex.fao.org/docs/html/cze74090.htm>
<http://faolex.fao.org/docs/pdf/mul17444.pdf>
<http://faolex.fao.org/docs/texts/mul17984.doc>
<http://faolex.fao.org/docs/pdf/cze34923E.pdf>
<http://www.rozhlas.cz/flyingover/portal/>
[http://www.env.cz/osv/edice-en.nsf/D19A3A3F73ABC1CBC125713800330A7C/\\$file/spzp_en.pdf](http://www.env.cz/osv/edice-en.nsf/D19A3A3F73ABC1CBC125713800330A7C/$file/spzp_en.pdf)
<http://savci.biolib.cz/indexen.html>

E3. Building partnerships

E3.1:

MS Questionnaire

E4. Building public education, awareness and participation

E4.1

http://ec.europa.eu/public_opinion/flash/fl_219_en.pdf
<http://enrin.grida.no/biodiv/biodiv/national/czechrep/wildlife/informat.htm>
<http://www.unep-wcmc.org/cbd/assessment/Europe/czech.pdf>
[http://www.env.cz/osv/edice-en.nsf/D19A3A3F73ABC1CBC125713800330A7C/\\$file/spzp_en.pdf](http://www.env.cz/osv/edice-en.nsf/D19A3A3F73ABC1CBC125713800330A7C/$file/spzp_en.pdf)

F1-4. Monitoring, evaluation and review

<http://eumon.ckff.si/>
<http://www.cbd.int/countries/?country=cz>
<http://www.cbd.int/doc/world/cz/cz-nbsap-01-en.pdf>
<http://www.cbd.int/doc/world/cz/cz-nr-03-en.pdf>
<http://www.chm.nature.cz/>

DENMARK

Competent authority(ies) for nature & biodiversity:

Danish Ministry of the Environment: <http://www.mim.dk/>

Forest and Nature Agency: <http://www.skovognatur.dk/>

Town and Landscape Agency: <http://blst.dk/>

Most recent national/subnational biodiversity strategy/action plan:

Action Plan for Biodiversity and Nature Conservation in Denmark 2004-2009: http://www.mim.dk/NR/rdonlyres/237FD496-3C71-4814-99CB-92153FDD04A5/5402/ActionPlan_300604.pdf

Latest review of the implementation of biodiversity strategy/action plan:**Alignment with EU biodiversity plan:**

Action Plan for Biodiversity and Nature Conservation in Denmark 2004-2009: http://www.mim.dk/NR/rdonlyres/237FD496-3C71-4814-99CB-92153FDD04A5/5402/ActionPlan_300604.pdf

Alignment with EU 2010 Biodiversity Indicators (SEBI 2010):

<http://www.blst.dk/2010/Indikatorer/default.htm> available from late June 2008

Key sources of official nature & biodiversity information used for evaluation:

- Danish Ministry of the Environment: <http://www.mim.dk/>
- Danish Environmental Protection Agency: <http://www.mst.dk/English/>
- National Environment Research Institute (NERI): <http://www.dmu.dk/International/>
- Danish Institute for Fisheries Research, Dept of Inland Fisheries: <http://www.dtuaquadifres.dk/ffi/uk/index.asp?side=0>
- Agency for Spatial and Environmental Planning: <http://www.blst.dk/English/>
- Operational Programme for the Development of the Danish Fisheries and Aquaculture Sector 2007-2013: http://ec.europa.eu/fisheries/cfp/structural_measures/op/denmark_en.pdf
- Directorate for Food, Fisheries and Agri-business: <http://www.fiskeriudvikling.dk/Default.aspx?ID=27059>
- Helcom: <http://www.helcom.fi/>
- OSPAR: <http://www.ospar.org/>
- LIFE-Nature Houting project : <http://www.snaebel.dk/>

SUMMARY OF PROGRESS IN DELIVERY OF OBJECTIVES OF EU BIODIVERSITY ACTION PLAN

A. POLICY AREA 1: BIODIVERSITY IN THE EU

1. To safeguard the EU's most important habitats and species.

Natura 2000 sites (terrestrial and marine) (A.1.1, A.1.2, & A.1.4)

	<i>Number of sites</i>	<i>Area (km²)</i>
<i>Total SCIs/SACs (Habitats Directive)</i>	254	11 136
<i>SCIs/SACs with marine component (Habitats Directive)</i>	118	7 959
<i>Total SPAs (Birds Directive)</i>	113	2 536
<i>SPAs with marine component (Birds Directive)</i>	59	12 173

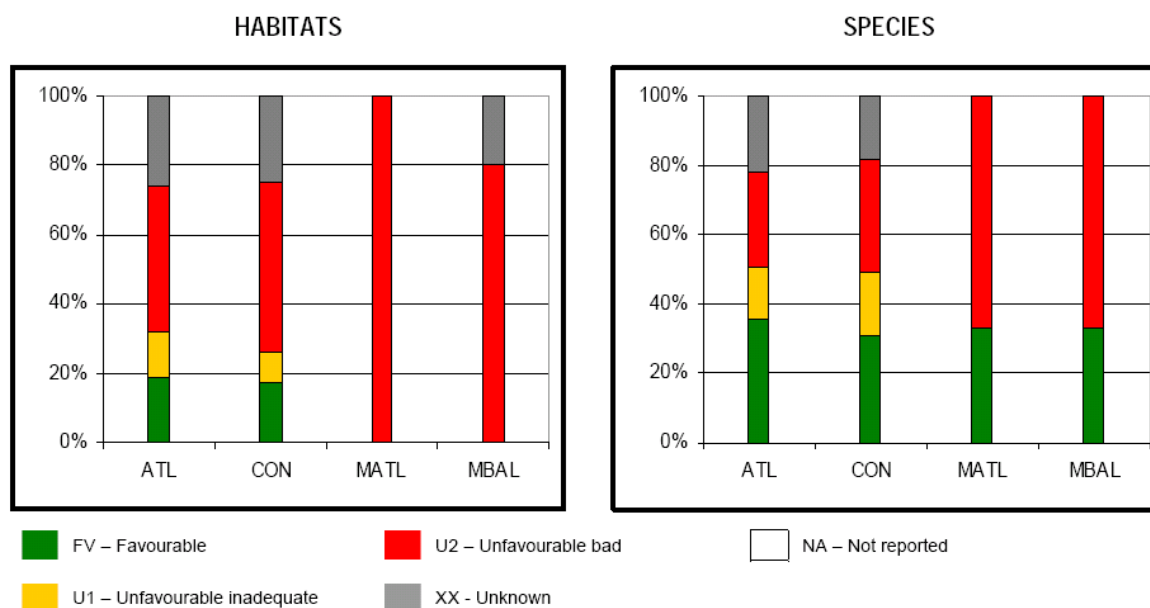
Number of SCIs and SACs - Natura 2000 Barometer – June 2008 (Source: European Topic Centre on Biological Diversity based on data supplied by Member State)

Denmark was considered in June 2008 to have achieved a level of sufficiency of 100 % for site selection for species and habitat types under Habitats Directive, in its territory. The Danish authority has stated that 254 management plans are currently in preparation for Natura 2000 sites.

According to the EC LIFE Programme/Database, under the LIFE Nature programme, there was a total of 11 projects in Denmark with an EC contribution of EUR 23 682 524, during the period 2000-2006. In the year 2007, according to the indicative national allocations, Denmark projects received EUR 4 591 000 from LIFE+ funds.

Conservation status assessment (A.1.2)

Under the Habitats Directive Denmark occurs in two biogeographical regions (atlantic and continental). The results of the first conservation status assessment for species and habitats of community interest are as follows:



Region / Conclusion	HABITATS					SPECIES				
	FV	U1	U2	XX	NA	FV	U1	U2	XX	NA
Atlantic	19	13	42	26		36	15	27	22	
Continental	17	9	49	25		31	18	33	18	
Marine Atlantic			100			33		67		
Marine Baltic			80	20		33		67		
Member State	17	10	49	24		33	16	32	19	

*The conservation status categories: FV = favourable, U1 = unfavourable-inadequate, U2 = unfavourable-bad, XX = unknown, NA = no evaluation given by MS

Overall assessment of conservation status by biogeographical region (Analysis by the European Topic centre on Biological Diversity based on data supplied by Member State)

Red Data Books/Lists, National/Subnational Atlases, Action Plans (A.1.3)

Red Data Lists are used in Environmental Impact Assessment reports. They are also used in evaluations on protection, restoration and/or management of selected areas and in decisions on elaborating species action plans and species monitoring programmes. Derogations and action plans are being reported to the EU Commission for the Red Listed Species that are also on the EU Birds Directive and on the EU Habitats Directive. Denmark also has a number of atlases including an atlas for birds, butterflies and other groups of insects, and for amphibians and reptiles. Atlases for fresh water fish and for plants are being carried out.

Denmark has an action plan for threatened meadow birds including the Ruff (*Pholomachus pugnax*) and the Dunlin (*Calidris alpina schinzii*), for the Red Kite (*Milvus milvus*), Corncrake (*Crex crex*) and the Cormorant (*Phalacrocorax carbo*), for the mammals the Dormouse (*Muscardinus avellanarius*), European Beaver (*Castor fiber*), Otter (*Lutra lutra*), Harbour Porpoise (*Phocoena phocoena*) and Seals (*Phoca vitulina* and *Halichoerus grypus*),

for the fish species the Houting (*Coregonus oxyrhynchus*) and the Salmon (*Salmo salar*), for the butterfly Marsh Fritillary (*Euphydryas aurinia*), and for the plant (*Saxifraga hirculus*).

Common bird monitoring (A.1.3)

Denmark has in place a monitoring programme for common birds, *Status of common birds*. This programme has been collecting point data in summer and winter since 1976.

Ex-situ conservation (A.1.3)

Comprehensive measures have been in place for more than a decade in Denmark, including ex situ seed resource areas. *Ex situ* collections of Nordic cultivated plants and their relatives are found in the Nordic Gene Bank. Collections of certain crops also exist in several national institutions. According to the Danish National Plan on Plant Genetic Resources for Food and Agriculture, (September 2004) it is planned to work out a joint plan for the long term conservation of the Danish *ex situ* material. Denmark also has a cryo-conservation program for conservation of semen and embryos from the old original breeds of horses, cattle, pigs, sheep and goat. The aim is to have a sufficient storage of genetic material of all endangered breeds of livestock by 2010, to be able to reconstitute breeds that eventually might become extinct in the future. The national AI-association for Cattle store at least 20 doses of semen from all progeny-tested AI- bulls (for artificial insemination) of dairy breeds, and the most numerous beef breeders.

The European Beaver (*Castor fiber*) has been reintroduced to Denmark. The Otter (*Lutra lutra*) and Bombina bombina has been reallocated within Denmark.

2. To conserve and restore biodiversity and ecosystem services in the wider EU countryside.

Rural Development Programmes (A2.1.1, 2.1.2 & 2.1.8):

According to information supplied by the Danish authorities, the environment/land management budget (Axis 2) of the Rural Development Programme (RDP) accounts for about 62 % of EAFRD allocations (including co-financing). The majority of Axis 2 funds are focused on agri-environment payments, amounting to some EUR 372 000 000, which is 45 % of the national EAFRD budget. Agri-environment management options include conservation of pasture and natural areas by grazing or cutting, establishment and management of set-aside border strips, and management of wetlands. The majority of the grassland scheme will be focused on Natura 2000 and other conservation areas (78,000 ha target for High Nature Value farmland). In addition funds spent on non-productive investments are connected with protection of the environment, nature and animal welfare.

First afforestation of agricultural land accounts for approximately 8 % of total RDP public expenditure (EUR 66 100 000). This measure receives additional national financing (EUR 26 600 000). In addition approximately EUR 5 000 000 is spent on the forest-environment payments. Afforestation and other forestry activities are linked to the Danish national forestry plan.

Agricultural genetic diversity (A2.1.11):

Different strategies have been developed incorporating targets for the conservation of genetic resources. These include a Strategy for Protection of Genetic Resources for Domesticated Animals, a Strategy for Protection of Plant Genetic Resources, a Tree and Bush Strategy and State Forest Guidelines.

Agricultural cross-compliance measures (A2.1.4 & 2.1.10):

Denmark has designated a number of Good Agricultural and Environmental Conditions (GAEC) Minimum Level of Maintenance measures that may provide significant biodiversity conservation benefits. These include rules relating to the maintenance of set-aside, non-cultivated agricultural land (minimum plant cover) and permanent pasture. A number of rules relating to plant protection, fertilization and irrigation also apply to set-aside and non-cultivated agricultural land. There are no standards relating to the retention of landscape features.

Afforestation / deforestation policies and biodiversity (A2.1.5):

According to Denmark's questionnaire response, a national/subnational strategy has been implemented regarding afforestation and deforestation operations. Planning tools such as SEA, EIA, GIS and guidance documents are in place. In addition, more than 90 % of forest land is protected.

Soil protection and biodiversity (A2.2.1):

Soil biodiversity loss has not been evaluated or indicators identified. Risks to soil biodiversity loss are not taken into account in the elaboration of relevant plans, programmes and strategies.

Due to country's topography soil erosion is not a significant issue.

Nature areas are protected from ploughing, excavation and earthworks. The country also participates in some research programmes, which address soil biodiversity (e.g., ALARM, NoMiracle or Climaite).

Measures to improve the ecological status of freshwaters (A2.3.1):

Denmark has completed the legal transposition of the Water Framework Directive 2000/60/EC (WFD) and all the implementation elements of the WFD which have deadlines during 2004, 2005 and 2007. These include the production of a River Basin District Report and River Basin Analysis Report and Monitoring Network Report.

Measures to reduce air pollution impacts on biodiversity (A2.4.2 & 2.4.3):

According to Denmark's 2006 National Programme Report under the NEC Directive, Denmark is expected to comply with the ceiling for sulphur dioxide by a very large margin, and comply with the ceiling for ammonia by a smaller, but reasonably large margin. In 2004, nitrogen oxides and volatile organic compounds emissions significantly exceeded Denmark's ceilings. According to the country's projections, the ceilings will also be exceeded in 2010.

The Danish plan to reduce the four substances is composed of a number of initiatives included in statutory orders or guidelines. Its provisions aim at sources in four sectors: energy, industry, transport and agriculture. A fundamental requirement in the Danish Environmental Protection Act is that polluting installations must limit pollution as far as possible and use the best available techniques (BAT). Denmark will introduce a tax on NO_x-emissions from stationary plants from 2010. In the industry sector regulations focus on the organisation and operation of incineration plants and combined incineration plants such as cement ovens. Denmark has also launched a number of action plans and initiatives with the purpose of reducing agriculture's impact on the environment with regard to Ammonia.

3. To conserve and restore biodiversity and ecosystem services in the wider EU marine environment.

Good marine ecological status (A3.1a):

Denmark does not have a national marine strategy document, but there is a Marine Environment Act which deals with protection of the marine environment, including flora and fauna, against sources of hazardous pollution.

Denmark is also a contracting party of the OSPAR convention, and as such follows the Strategies drafted, including 'Biological Diversity and Ecosystems' with the objective to protect and conserve the ecosystems and the biological diversity of the maritime area which are, or could be, affected as a result of human activities, and to restore, where practicable, marine areas which have been adversely affected, in accordance with the provisions of the Convention, including Annex V and Appendix 3.

Additionally, Denmark is a contracting party of the Helsinki Commission (HELCOM), and as such implements the Helsinki Convention. This includes stipulations that Contracting parties take appropriate legislative, administrative or other relevant measures to prevent and eliminate pollution in order to promote the ecological restoration of the Baltic Sea Area and the preservation of its ecological balance.

According to the Article 17 National Summary for Denmark, the percentage of Atlantic Marine habitats with an 'Unfavourable-bad' status is 100 % in Denmark. The percentage of Baltic Marine habitats with an 'Unfavourable-bad' status is 80 % with a further 20 % with unknown status.

Integrated coastal zone management (ICZM) (A.3.1.b):

The Report to the EU Commission concerning the implementation of the Council and Parliament recommendation on ICZM (sent 06 June 2006) indicates that the Danish government supports the concept of integrated coastal zone management, although there is currently no ICZM plan in place. In 2003 the Danish government decided to implement a major reform of the regional and local government structure. Upon this decision the Ministry of Environment decided that it would be more appropriate to postpone a debate on a possible national strategy on integrated coastal zone management to after 2007 when the reform is implemented. Therefore, it was decided to go forward with the stock taking of the state of the coastal zone management and postpone decisions on the appropriateness of further steps to a later stage.

Pollution: Bathing water quality (A3.2)

According to the Bathing Water Quality Report for 2007, in 2007 92.9 % of all coastal bathing waters met the mandatory values. There is a slight decrease compared to 2006 (93.5 %). In 2007, 80.9 % of the bathing waters met the more stringent guide values. This is also a decrease compared to 2006, when 84.2 % of the bathing waters met the guide values. In 2007, six bathing water sites had to be closed during the season.

Ecosystem approaches in Fisheries management measures (A3.3):

There is not a fisheries management plan or strategy, as such, for Denmark. However, the Danish Fisheries Act, implemented in 1999 and last updated in 2007 includes measures for protection, conservation and restoration of marine and fresh water living resources and sustainable fisheries.

Community and National Financing under European Fisheries Funds (EFF) (A3.4):

The Operational Programme 2007-2013 for Denmark incorporates environmentally-friendly measures. Under Axis 1, which received 16 % of the total EFF contribution for this Programme, the environmentally-friendly measures include: creating opportunities for low cost and high value added in the fishery within the framework of a sustainable fishery; managing catches and the level of activity within the fisheries sector in a way that ensures the sustainable exploitation of resources; reducing unwanted by-catches and reduce environmental impact; and improving gear selectivity to reduce discard. Under Axis 2, which received 35 % of the total EFF contribution, there was one environmentally friendly objective: creating opportunities in aquaculture for sustainable growth through innovation, skills development, a reduction in impact on the natural environment and the establishment of new types of partnership. And under Axis 3, which received 34 % of the total EFF contribution, there was one environmentally friendly objective: offering a high level of integrated service at the strategic fishing ports, incorporating the measure to improve the environment through better waste and waste-water management. A further environmentally-friendly objective was under Axis 4: Fisheries areas must be attractive for commercial development and settlement with respect for nature and local values.

Restoration programmes for diadromous species (A3.5.a):

Denmark has a national management plan for the diadromous species houting, developed as part of the LIFE-Houting project. The overall project objective is to restore and maintain a favourable conservation status for the houting in four Danish river systems. The project is in accordance with national recommendations. It will explore possibilities and develop recommendations for reintroduction into other parts of the houting's previous distribution range within the EU.

There are stocking programmes for both salmon and trout underway in Denmark. Stocking is generally reduced in streams where environmental conditions are improved. Additionally, Denmark is a contracting party to HELCOM and as such has adopted the HELCOM Baltic Sea Action Plan. This Action Plan includes measures for restoration of stocks of salmon, trout and eel. Denmark will finalize a national management plan for eel in 2008.

Fishing Capacity-Decommissioning (3.5.b):

The number of vessels in the Danish fleet has been reduced from 4 220 to 3 138 over the period from 1999 to 2006—a reduction of over 25 %. Important fishing areas for the Danish fishing fleet are the North Sea, the Skagerrak, the Kattegat, the Baltic Sea, the Belts and the Sound, but also the larger fjords and distant waters. The Danish fishing fleet is, in general, flexible. Vessels often take part in different fisheries throughout the year, and fishing patterns change from year to year.

Denmark's structural policy for the fleet over the programme period 2000-2006 provided support for decommissioning in order to reduce the size and capacity for the fleet. Over this period, seven scrapping orders were executed under the Financial Instrument for Fisheries Guidance (FIFG) programme. The latest round took place in 2006. A total of 304 vessels were decommissioned over the programme period. At the end of September 2006, overall capacity decommissioning with support over the programme period amounted to approx. 15 545 GT and 59 064 kWh. Thus the programme objective's anticipated decommissioning of 7 100 GT and 31 200 kW was met.

Action plans and conservation status for marine species and habitats (A3.6):

Denmark has a national management plan for the fish species houting, developed as part of the LIFE-Houting project. The overall project objective is to restore and maintain a favourable conservation status for the houting in four Danish river systems. The Plan also calls for monitoring of watercourses to assess development of the houting population.

In 2005 the Ministry of the Environment published a management plan for the common seal and the grey seal in Denmark. The objective of the plan is to give the seals the best possible living conditions and to ensure their protection and survival. The plan is also to help implement the Habitats Directive target of ensuring or restoring the favourable conservation status for seals. As a contracting party to the Helsinki Commission, Denmark also adopted the Recommendation 27-28/2: Conservation of seals in the Baltic Sea Area.

According to the National Environment Research Institute Technical Report No.657, the harbour porpoise is also protected nationally in Denmark. "In order to address and implement the international regulations, the Ministry of Environment and Energy has made two action plans for the protection of harbour porpoises; one in 1998 (Miljøministeriet 1998) and a revision of this in 2005 (Miljøministeriet 2005). The action plan will be revised again in 2010 (Miljøministeriet 2005)."

Through the launch of the National program for Monitoring of Aquatic Environment and Nature (NOVANA) Denmark has obtained systematic monitoring of habitats and species encompassed by the Habitats Directive and the Wild Birds Directive. The programme for monitoring of species within NOVANA has as its primary goal to monitor population size and distribution of the relevant species. The 2006 monitoring included eight species of breeding birds: Kentish Plover (*Charadrius alexandrinus*), Gull-billed Tern (*Gelochelidon nilotica*), Sandwich Tern (*Sterna sandvicensis*), Common Tern (*Sterna hirundo*), Arctic Tern (*Sterna paradisaea*), Little Tern (*Sterna albifrons*), Black Tern (*Chlidonias niger*), and Tawny Pipit (*Anthus campestris*). Kentish Plover, Gull-billed Tern, Black Tern and Tawny Pipit are all very close to local extinction in Denmark. These four species are monitored annually under NOVANA.

The Belt project in 1974 to 1978 was the first monitoring programme for the marine environment in Denmark. The monitoring of the open waters became more permanent in 1979 when a monitoring programme was implemented according to the HELCOM convention. At the same time regional programs were initiated by the Danish counties. The monitoring of the marine environment was intensified with the implementation of the Monitoring programme under the Action Plan for the Aquatic Environment from 1989, which was later revised with effect from 1993. The national monitoring programme NOVA-2003 including ground water, streams, lakes and the sea started in 1998.

Aquaculture planning and biodiversity (A3.7):

The Operational Programme 2007-2013 for Denmark includes plans for aquaculture development that take account of biodiversity. One of the objectives under Axis 2 is the 'creating opportunities in aquaculture for sustainable growth through innovation, skills development, a reduction in impact on the natural environment and the establishment of new types of partnership'. The productive investment in aquaculture includes contributions to the result of 'implementation of breeding methods that significantly reduce the negative or increase the positive environmental impact'. Aquaculture enterprises can be compensated for the use of environmentally friendly and eco-friendly rearing methods if they commit themselves for at least five years to aqua-environmental requirements, including 'other rearing methods that include protection and improvement of the environment, natural resources, genetic diversity, the landscape and traditional aspects of aquaculture areas.'

4. To reinforce compatibility of regional and territorial development with biodiversity in the EU.

Biodiversity spending under Cohesion and structural funds:

There is no data available for expenditures foreseen by Denmark for Biodiversity & nature protection under the Cohesion and structural funds for the period 2007-2013. Other relevant areas where Cohesion and structural funds will be allocated are: Promotion of Natural Resources (EUR 6 000 000) and Natural Heritage (EUR 6 000 000).

5. To substantially reduce the impact on EU biodiversity of invasive alien species and alien genotypes.

Strategies to reduce impacts from invasive alien species (A5.1.2):

Denmark has IAS legislation covering intentional introductions. The most important regulation addressing IAS is the Protection of Nature Act. It includes provisions for the purpose of protecting or regulating the exploitation of wild animals and plant species. The regulation may be used to prohibit or restrict importation of some species. Furthermore, the release of non-native animals is prohibited. Rules may be put forward regarding the deliberate release of non-native animals and plants. In relation to the introduction of animal species, guidelines on the informational demands before release have been developed. Further legislation referring to IAS includes the Hunting Act, the Fishing Act and the Act on the Management of Agricultural Areas.

A national strategy on IAS is currently subject to consultation and is expected to be adopted late in the 2008 summer. Furthermore, Denmark and Sweden have taken the initiative on the NOBANIS project, which has established a portal on alien species in 11 countries in northern and central Europe (with a further five in the region expected to join). Research programmes on best eradication measures on some invasive species is ongoing.

Biosafety measures to reduce impacts from alien genotypes (A5.1.2 & 5.1.3):

The use of genetic engineering is regulated in Denmark by the Act on the Environment and Genetic Engineering. The purpose of the Act is to contribute to safeguarding nature and the environment, thus ensuring sustainable social development in respect of human conditions of life and the protection of flora and fauna.

The Danish Act on Environment and Genetic Engineering implements EU Directive 2001/18/EC on the deliberate release into the environment of genetically modified organisms. The regulation of GMOs in Denmark is harmonised with the regulations of other EU Member States. However, the scope of application for the Danish Act is broader as the Act also contains provisions on transport, importation and the contained use of plants and animals.

Denmark is one of the few Member States that has completed the development of national co-existence legislation, referring to the concurrence of genetically modified crops with conventional and organic farming.

B. POLICY AREA 2: THE EU AND GLOBAL BIODIVERSITY

6. To substantially strengthen effectiveness of international governance for biodiversity and ecosystem services.

Denmark adopted the National Action Plan for Biological Diversity and Nature Protection in 2004. The Third National Report to the CBD was submitted in 2005, with additional versions

for Greenland and the Faroe Islands. The following thematic reports were submitted: Forest ecosystems, voluntary report on the expanded programme of work on forests, Global Taxonomy Initiative, protected areas.

The budgetary allocation for biodiversity in 2003 (the latest figure available from the Third National Report to the CBD) was DKK 2 547 000 000, from government, county and municipal sources. A Danish Nature Management Fund with annual allocations of up to DKK 180 000 000 is operated. The counties receive DKK 46 000 000 annually for biodiversity. Some DKK 60 000 000 from hunting licence revenues are dedicated to biodiversity conservation, while some DKK 28 000 000 annually from angling and leisure netting licenses are used for water biodiversity. According to the Third National Report, no new and additional financial resources to enable developing country Parties to meet the agreed incremental costs to them of implementing measures which fulfil the obligations of the CBD were provided.

Denmark paid the annual contributions to CBD, Ramsar, CMS, AEWa, World Heritage Convention and the UNEP Environment Funds.

7. To substantially strengthen support for biodiversity and ecosystem services in EU external assistance.

Funds allocated for biodiversity projects and programmes in developing countries (A7.1.3 & 7.1.6):

The Ministry of Foreign Affairs and the Danish International Development Assistance (Danida), is responsible for bilateral and multilateral development policies and strategies. Denmark has a strong strategic framework for development cooperation, in which reducing poverty and achieving the Millennium Development Goals (MDG) are the overarching objectives. Since 2003, Denmark has also developed a strong policy framework in which environment and sustainable development plays an important part. Denmark's bilateral programme has accounted for approximately 65 % of Danish official development assistance (ODA) in recent years. It is strategically shaped around 16 "programme countries", each of which benefits from a long-term partnership. There is a strong focus on Africa and the least developed countries (LDCs).

OECD data indicate that annual spending on biodiversity-related bilateral aid in 2006 was EUR 47 100 000, which amounted to 5.5 % of the total bilateral aid budget. However, it is difficult to define biodiversity-related spending and information from the Member State indicates that, according to their definition, biodiversity spending in 2006 was DKK 811 000 000 (approximately EUR 110 000 000).

Integration of biodiversity considerations into development programmes and projects impacts on biodiversity (Action B7.2.2 & 7.2.5):

A review of environmental assessment regimes of bilateral and multilateral development agencies by the Canadian International Development Agency (CIDA), on behalf of the OECD, found that the Danish International Development Assistance (Danida) has developed guidelines on environmental assessment for development cooperation. More recently Guidelines for Sector Programme Support (SPS) also outline the procedural stages of environmental assessment, including environmental screening at different stages. The result of the screening may be that SPS components are rejected or thoroughly redesigned.

8. To substantially reduce the impact of international trade on global biodiversity and ecosystem services.

Denmark issued between 800 and 900 import permits in 2005 and 2006. The respective figures for export are between 200 and 300, and for re-export between 170 and 180. No permit applications were denied. 175 cases of seizure were reported for 2005 and 2006 combined. National capacity building focused on providing oral or written advice/guidance and training to the Management Authority and the enforcement authorities, as well as advice and guidance to traders and the public. Denmark provided developing countries with financial support for participation in the CITES COP. The annual contribution to the CITES Trust Fund was paid as pledged.

C. POLICY AREA 3: BIODIVERSITY AND CLIMATE CHANGE

9. To support biodiversity adaptation to climate change.

Progress on Kyoto targets (C9.1.1):

Denmark has committed itself to a greenhouse gas emission reduction target of 21 % for the period 2008-12 and by 2005 had reduced emissions by 7.8 % compared to baseline levels. However, projected emissions for 2010 with existing policies and measures are only for a 9.7 % reduction compared to baseline levels. It therefore seems clear that further substantial actions are essential to achieve its Kyoto target.

Adaptation measures to increase biodiversity resilience to climate change (C9.4.1 & 9.4.3):

Denmark has recently produced a national strategy for climate adaptation that considers biodiversity adaptation measures. Planned measures include the conversion of selected river valleys into natural wetlands, efforts to reduce oxygen depletion in marine waters, measures to address habitat fragmentation and actions to control the spread of IAS. In addition, in order to ensure that climate mitigation measures consider impacts on nature and the environment, existing EIA and SEA rules will be reviewed and possibly adjusted

According to the available information in the UNFCCC and CBD reports, Denmark has carried out a number of scientific studies of climate change impacts on biodiversity (e.g. CONWAY and CLIMIATE projects). However, it is uncertain if species and habitats at risk have been identified.

The recent adaptation strategy develops a research strategy that aims to set up a coordination unit to ensure that Danish climate research is more focused on adaptation issues.

D. POLICY AREA 4: THE KNOWLEDGE BASE

10. To substantially strengthen the knowledge base for conservation and sustainable use of biodiversity, in the EU and globally.

National research programmes (D10.1):

Denmark does not currently have a dedicated national programme to support biodiversity research. However, there is a dedicated forum for biodiversity in the form of the Danish Biodiversity Research Platform. The Danish Biodiversity Research Platform aims to provide a national arena for three way discussions between policy, scientific and funding organisations, in order to contribute to this overall objective at the common European level. Participants

include: Universities, the Ministry of Research and the Ministry of Environment. Until now, the forum has mainly been for sharing information on research programmes and international activities.

E. THE FOUR KEY SUPPORTING MEASURES

1. Ensuring adequate financing

RDP 2000 - 2006

Biodiversity-related activities in this programme are covered under priority 3:

Measure	Total Cost (EUR)	EC contribution (EUR)
Less Favourable Areas	10 800 000	2 700 000
Agri-environment	304 300 000	139 800 000

RDP 2007 -2013

Under axis 2 of Denmark's Rural Development Plan (2007-2013) there are EUR 512 125 301 allocated to biodiversity related activities, of which 55 % is to be covered by the European Agricultural Fund for Rural Development.

Axis	Total Public Expenditure (in EUR)	EAFRD* contribution rate (in %)	EAFRD Contribution (in EUR)
Axis 2	512 125 301	55	281 668 915

* EAFRD: European Agricultural Fund for Rural Development

The main priority areas, covering over 90 % of the resources allocated under Axis 2 include:

- Agro-environment measures (72.7 % of total public expenditure for axis 2)
- First afforestation on agricultural land (12.9 % of total public expenditure for axis 2)
- Support for non-productive investments (6 % of total public expenditure for axis 2)

2. Strengthening EU decision-making

Plans and follow-up to UN Millennium Ecosystem Assessment (E2.1):

Denmark does not have a specific plan to follow up the Millennium Ecosystem Assessment; however, there are assessments undertaken for marine, inland water/wetland, coastal/island, cultivated land, forest, natural grassland and healthland environments. These systems are assessed for biodiversity, water quality and nutrient cycling.

The Danish government (2007-11) declared that they will direct DKR 1 000 000 000 towards nature and environmental efforts, will develop a new strategy for sustainable development, and will ensure the implementation of the Natura 2000 and Water framework directives. In addition, Denmark is setting up five National Parks over the next few years. The first will open in August 2008.

Denmark has adopted a biodiversity action plan, Action Plan for Biodiversity and Nature Conservation in Denmark 2004-2009, as well as a monitoring programme for nature and biodiversity. There are a number of projects working with restoration and management of former habitats such as forests, shallow lakes, river-valleys and salt marshes throughout Denmark with the aim to combine with protected areas to re-establish a coherent network of semi-natural and natural habitats nationwide.

Ecosystem assessments using accounting and valuation measures are being undertaken. One such project is the Cost benefit analysis of river Skjernaa.

Alignment of national biodiversity strategies with EU (E2.2):

The Action Plan for Biodiversity and Nature Protection in Denmark 2004-2009 presents the Danish Government's proposals for future efforts to preserve and safeguard biological diversity in Denmark. It is stated here that "The Government's objective is to ensure that the loss of biodiversity is stopped by 2010. This presents a great challenge and requires targeted efforts within many different areas. The purpose of this Action Plan is to serve as a framework for these efforts." In the Action Plan, the Danish Government has requested that all of the ministries develop initiatives in their area to protect biodiversity based on their own approaches.

A new 2010 biodiversity portal web-portal is to be opened in June 2008 and is aimed at the local government authorities in Denmark in particular but also other groups and individuals interested in biodiversity. The web-portal will include the SEBI- 2010 indicators, a map of Denmark turning green as the local authorities report projects improving biodiversity and/or signing the Countdown 2010 declaration. Tools to manage biodiversity will also be included in the portal, as will a learning network for local authorities.

Preservation of biodiversity and ecosystem services has also been incorporated in an objective of Denmark's National Strategy for Sustainable Development "A shared future – balanced development". A new strategy for sustainable development is planned to be published by the Danish Government in the autumn 2008.

Effective integration of Natura 2000, Rural development, river basin management and other territorial plans and programmes in support for biodiversity (E2.5):

The Action Plan for Biodiversity and Nature Protection in Denmark 2004-2009 identifies priorities for protecting natural areas as part of the Natura 2000 network in Denmark.

Conservation of biodiversity has been incorporated in an objective of Denmark's National Strategy for Sustainable Development "A shared future – balanced development". This includes consideration of sustainable agricultural production which takes account of the environment, biodiversity and rural development.

The National Strategy Plan for Rural Development in Denmark 2007-2013 includes agro-environment measures (72.7 % of total public expenditure for axis 2). Impact indicators have been developed and will be used to measure the areas of High Nature Value farmland in order to assess the impact of the Rural Development Programme on biodiversity.

Indicators to monitor biodiversity are also being developed by the Ministry of Environment, based on the 26 headline indicators identified so far by the SEBI 2010 process. An initial analysis has shown that a substantial number of the possible 2010 indicators are already part of the Danish monitoring set up (NOVANA).

3. Building partnerships

National partnerships for biodiversity including private sector involvement (E3.1):

The Danish Ministry of Environment has a partnership agreement “Local green partnerships” with Local Government Denmark, The Danish Society for Nature Conservation and The Danish Open Air Council. The economic frame is DKR 50 000 000 for the years 2007-09. Local groups can apply for economic support to projects improving nature conservation and biodiversity management.

The tourism sector in Denmark is involved in “Green Key” initiatives that promote care for the environment and biodiversity.

Under the Sustainable Development process a Local Agenda 21 initiative has been ongoing since 1992. It is a major partnership between the Ministry of Environment and a range of stakeholders involving local authorities in the promotion of sustainable development. An example of one of the activities under this initiative is in Storstrøm County, where the municipality and agricultural organizations cooperate in reducing the leaching of nutrients and pesticides, tending natural areas and protecting the wetlands around the Tubæk River. All 150 farmers in the area are being offered consultation and instruction in environmental and resource management.

Another initiative is the Green Flag for Danish Schools, an educational programme in sustainable development for all primary schools in Denmark managed by The Danish Open Air Council. The green flag symbolizes that the school has given greater priority to environmental issues in the school’s daily operations. The students actively work on proposals to tackle environmental issues and learn how they can contribute to solving environmental problems.

In addition, the Danish Ministry of Environment and the Danish Agricultural Advisory services have partnered to develop a guidance document addressing farmers about how to take care of biodiversity.

4. Building public education, awareness and participation

National/Sub-national public awareness campaigns/initiatives (E4.1):

According to the ECNC analysis of the Flash Eurobarometer Survey, respondents from Denmark were less familiar with the term ‘biodiversity’ than the EU-27 average. 68 % of respondents from Denmark had never heard of the term, compared with the EU-27 average of 35 % of respondents who had never heard of it. Of the 31 % of the respondents from Denmark who had heard of the term ‘biodiversity’, only 17 % had heard of it and actually knew what it meant. Respondents from Denmark were even less aware of the Natura 2000 network than the term ‘biodiversity’—86 % of respondents from Denmark had never heard of it. Of the 13 % who had heard of it, only 4 % actually knew what it meant.

The Action Plan for Biodiversity and Nature Protection in Denmark 2004-2009 indicates that, in accordance with the Aarhus Convention, “the public, and industries dependent on nature, must, as far as possible, be involved in the management of nature and in the implementation of this Action Plan.” Some of the ways Denmark will raise awareness about biodiversity include pilot-projects in future national parks where activities will be balanced between the needs of nature and industry and tourism. The Ministry of Environment will expand nature and outdoor recreation activities in cooperation with local citizens, clubs and associations. These activities will take into account the significance of the areas used to biodiversity, and

public knowledge about the rules of conduct when in natural areas will be improved through increased information.

Additionally, the Government will foster new partnerships between the private sector and the public sector with support from local citizens. There are many local-community nature projects, which may serve to improve the biodiversity of natural areas in people's close neighbourhoods. Such projects include taking care of small meadows and grassland areas, water holes, ponds or plantations.

Biodiversity and nature conservation will also be thematically integrated in all relevant subjects at all levels in the Danish education system. This applies to the Folkeskole (the Danish Primary and Lower-Secondary School), under the Act on the Folkeskole, and the Gymnasium (the Danish Upper-Secondary School Reform).

The Ministry of Environment has numerous Nature schools, Ecobases, and forest-based kindergartens, nature rangers. The Ministry is publishing educational material about nature protection and biodiversity. Recently a poster and schoolbook about biodiversity were published.

F. MONITORING

A wide range of monitoring programmes covers the major biomes: Regarding terrestrial ecosystems in particular forests and the habitats of the EU Habitats Directive; freshwater and marine ecosystems; as well as a number of species groups, including selected threatened species of the EU Birds and Habitats Directives; selected birds and butterflies as well as plants, in particular the Atlas Flora Danica project.

DATA SOURCES

A1. To safeguard the EU's most important habitats and species:

A.1.1, A.1.2 & A.1.4

http://ec.europa.eu/environment/nature/natura2000/barometer/index_en.htm)

<http://dataservice.eea.europa.eu/atlas/viewdata/viewpub.asp?id=2639>

http://themes.eea.europa.eu/IMS/ISpecs/ISpecification20041007131611/guide_summary_plus_public

<http://ec.europa.eu/environment/life/project/Projects/index.cfm>

www.blst.dk/Natura2000/English/DK_Natura_2000_facts/A.1.3

<http://redlist.dmu.dk>

<http://www.sns.dk/netpub/rodliste/rodliste1997.htm>

http://www.dof.dk/sider/index.php?option=com_content&task=view&id=204&Itemid=234

<http://www.ebcc.info/denmark.html>

<http://www.mim.dk/NR/rdonlyres/80806642-F7CE-40E9-840F-87C3D7BE7FC6/8679/EnglishSummary.pdf>

<http://www.mim.dk/eng/>

http://www.mim.dk/eng/Topics/Nature_fauna_flora/Fauna_and_flora/

<http://www.cbd.int/doc/world/dk/dk-nr-03-en.pdf>

Baagøe, H.J. & Jensen, T.S. (2007). Dansk pattedyratlas. Gyldendal. 392 pp.

Grell, M.B. (1998). Fuglenes Danmark. Gads Forlag. 800 pp.

Amphibians and reptiles: Fog, K. (1993). Oplæg til forvaltningsplan for Danmarks padder og krybdyr. Skov- og Naturstyrelsen. 170 pp.

Butterflies: Stoltze, M. (1996). Danske dagsommerfugle. Gyldendal. 383 pp.

MA questionnaire

A2. To conserve and restore biodiversity and ecosystem services in the wider EU countryside

A2.1.1, 2.1.2 & 2.1.8

Published National Rural Development Programmes (IEEP database 2008)

European Commission unpublished data (2008)

MS Questionnaire

A2.1.11

Third National Report to the Convention on Biological Diversity (2005)

<http://www.cbd.int/doc/world/dk/dk-nr-03-en.pdf>

A2.1.4 & 2.1.10

Alliance Environment (2007). Evaluation of the application of cross compliance as foreseen under Regulation 1782/2003. Part I: Descriptive Report - 26/07/2007. Report to the European Commission.

A2.1.5 & A2.2.1

MS Questionnaire

A2.3.1

WFD Scoreboard http://ec.europa.eu/environment/water/water-framework/transp_rep/scoreboard_en.htm

A2.4.2 & 2.4.3

Denmark NEC Directive submission (12 Jan 2007)

<http://cdr.eionet.europa.eu/dk/eu/nec>

NEC Directive National Programmes

http://ec.europa.eu/environment/air/nationalprogr_dir200181.htm

MS reporting to NEC Directive

http://ec.europa.eu/environment/air/implem_nec_directive.htm

A3. To conserve and restore biodiversity and ecosystem services in the wider EU marine environment

A3.1a:

<http://faolex.fao.org/docs/texts/den64351E.doc>

<http://www.ospar.org/eng/html/welcome.html>

<http://www.helcom.fi/stc/files/Convention/Conv0704.pdf>

Article 17 National Summary

A3.1b:

http://www.rupprecht-consult.de/iczmdownloads/report_ICZM2006%202.pdf

A3.2:

http://ec.europa.eu/environment/water/water-bathing/index_en.html

A3.3:

<http://faolex.fao.org/docs/texts/den26268.doc>

<http://www.fiskeriudvikling.dk/Default.aspx?ID=2627>

A3.4:

http://ec.europa.eu/fisheries/cfp/structural_measures/op/denmark_en.pdf

A3.5a:

http://www.aqua.dtu.dk/English/about/projects/show_%20project.aspx?id=3694

http://www.snaebel.dk/NR/rdonlyres/B5C10FDD-5361-4B53-84F9-4AC71C99B66C/17532/Forvaltningsplan_for_snaebel_engelsk1.pdf

<http://www.snaebel.dk/English/Project/>

A3.5b:

http://ec.europa.eu/fisheries/cfp/structural_measures/op/denmark_en.pdf

http://www.fao.org/fishery/countrysector/FI-CP_DK

A3.6:

http://www.dmu.dk/Udgivelser/Faglige+rapporter/Nr.+600-649/Abstracts/FR644_UK.htm?NRMODE=Published&NRNODEGUID=%7B45A4FD0E-72AD-4CA2-B328-58D80DCFFB57%7D&NRORIGINALURL=%2FUdgivelser%2FFaglige%2Brapporter%2FNr.%2B600-649%2FAbstracts%2FFR644_UK.htm&NRCACHEHINT=Guest&Mode=Print&Site=Dmu

http://www2.dmu.dk/1_viden/2_Miljoe-tilstand/3_vand/4_mads/default.asp

http://www.snaebel.dk/NR/rdonlyres/B5C10FDD-5361-4B53-84F9-4AC71C99B66C/17532/Forvaltningsplan_for_snaebel_engelsk1.pdf

http://www2.mst.dk/udgiv/Publications/2005/87-7614-725-8/html/kap04_eng.htm

http://www.helcom.fi/Recommendations/en_GB/rec27-28_2/

http://www2.mst.dk/common/Udgivramme/Frame.asp?http://www2.mst.dk/udgiv/Publications/2005/87-7614-725-8/html/default_eng.htm

<http://www.dmu.dk/Pub/FR657.pdf>

A3.7:

http://ec.europa.eu/fisheries/cfp/structural_measures/op/denmark_en.pdf

A4. To reinforce compatibility of regional and territorial development with biodiversity in the EU

Infoview Data (DG Regio)

LIFE+ 2007 Call for Proposals – DG Environment

LIFE expenditure 2000-2006 – DG Environment

A5. To substantially reduce the impact on EU biodiversity of invasive alien species and alien genotypes

A5.1.2

MS questionnaire

http://www.nobanis.org/Regulations_FI.asp

<http://www.skovognatur.dk/Hoeringer/Invasiv.htm>

Miller, C., Kettunen, M. & Shine, C. 2006. Scope options for EU action on invasive alien species (IAS) Final report for the European Commission. Institute for European Environmental Policy (IEEP), Brussels, Belgium

A5.1.2 & 5.1.3

National Report on the Cartagena Protocol on Biosafety

http://ec.europa.eu/agriculture/coexistence/index_en.htm

National legislation

<http://www.sns.dk/biosafety/english/legislation.htm>

IEEP (2007) *Manual of Environmental Policy – the EU and Britain*. Maney Publishing, Leeds, the UK (Chapters 7.13 – 14 and 7.22-24)

B6: To substantially strengthen effectiveness of international governance for biodiversity and ecosystem services

<http://www.cbd.int/doc/world/dk/dk-nr-03-en.pdf>

<http://www.cbd.int/world/map.shtml?country=dk>

<http://www.cbd.int/convention/parties/contributions.shtml?tab=2&yr=2007>

http://www.ramsar.org/res/key_res_ix_12_e.htm

http://www.cms.int/bodies/StC/32_stc_meeting/French/Doc_09_Fonds_Affectation_avec_Annexes.pdf

http://www.unep-aewa.org/meetings/en/stc_meetings/stc4docs/pdf/stc4_9_income_expenditures.pdf

<http://whc.unesco.org/en/sessions/31COM/documents/>

http://www.unep.org/rmu/en/Financing_of_UNEP/Environment_Fund/Table_2007/index.asp

B7. To substantially strengthen support for biodiversity and ecosystem services in EU external assistance

B7.1.3 & 7.1.6:

http://www.oecd.org/document/17/0,3343,en_2649_34603_33887057_1_1_1_1,00.html

www.oecd.org/dac/stats/crs

B7.2.2 & 7.2.5:

<http://www.acdi-cida.gc.ca/CIDAWEB/acdicida.nsf/En/REN-218131217-PEH>

B8. To substantially reduce the impact of international trade on global biodiversity and ecosystem services

<http://www.cites.org/eng/resources/reports/biennial.shtml>

<http://www.cites.org/eng/cop/14/doc/E14-07-1.pdf>

C9: To support biodiversity adaptation to climate change

C9.1.1

EC (2007) Communication from the Commission. Progress towards achieving the Kyoto objectives.
http://ec.europa.eu/environment/climat/gge_progress.htm

C9.4.1 & 9.4.3

Third National Report to the Convention on Biological Diversity (2005)

<http://www.cbd.int/doc/world/dk/dk-nr-03-en.doc>

Fourth National Communication On Climate Change to the UNFCCC (2005)

<http://unfccc.int/resource/docs/natc/dennc4.pdf>

Danish Environmental Protection Agency

<http://glwww.mst.dk/homepage/default.asp?Sub=http://glwww.mst.dk/facts/01030000.htm>

D10. To substantially strengthen the knowledge base for conservation and sustainable use of biodiversity, in the EU and globally

D10.1:

MS Questionnaire

<http://www.danbif.dk/bioplatform/fo1098100>

E1. Ensuring adequate financing

http://ec.europa.eu/agriculture/rur/countries/da/index_en.htm

http://ec.europa.eu/agriculture/rurdev/countries/dk/index_en.htm

E2. Strengthening EU decision-making

E2.1:

http://www.stm.dk/publikationer/Regeringsgrundlag2007/regeringsgrundlag_07.pdf,

<http://www.skovognatur.dk/Ud/Oplev/Nationalparker/>,

<http://www.skovognatur.dk/Natur/Naturgenopretning/Naturforvaltningsmidler/>,

[http://www.dmu.dk/NR/rdonlyres/22BBAC7F-C23E-42DE-B303-](http://www.dmu.dk/NR/rdonlyres/22BBAC7F-C23E-42DE-B303-67D43AAF3AB3/0/Sammenfatning_UK_080403.pdf)

[67D43AAF3AB3/0/Sammenfatning_UK_080403.pdf](http://www.dmu.dk/NR/rdonlyres/22BBAC7F-C23E-42DE-B303-67D43AAF3AB3/0/Sammenfatning_UK_080403.pdf),

<http://www.sdu.dk/~media/EDD2A0604C5F46DA892968BB0FB18133.ashx>, <http://www.dors.dk/sw403.asp>

E2.2:

http://www.mim.dk/NR/rdonlyres/237FD496-3C71-4814-99CB-92153FDD04A5/5402/ActionPlan_300604.pdf

http://www2.mst.dk/common/Udgivramme/Frame.asp?http://www2.mst.dk/udgiv/publications/2002/87-7972-279-2/html/helepubl_eng.htm

http://www.blst.dk/2010/2010_kommuner/2010_Kommuner.htm

E2.5:

http://www.mim.dk/NR/rdonlyres/237FD496-3C71-4814-99CB-92153FDD04A5/5402/ActionPlan_300604.pdf

http://www2.mst.dk/common/Udgivramme/Frame.asp?http://www2.mst.dk/udgiv/publications/2002/87-7972-279-2/html/helepubl_eng.htm

http://ec.europa.eu/agriculture/rurdev/index_en.htm

<http://www.blst.dk/2010/Indikatorer/default.htm>

E3. Building partnerships

E3.1:

MS Questionnaire

http://www2.blst.dk/download/Lav_1343_Naturen_i_Landbruget_DLR_Pernille.pdf

E4. Building public education, awareness and participation

E4.1:

http://ec.europa.eu/public_opinion/index_en.htm

http://www.mim.dk/NR/rdonlyres/237FD496-3C71-4814-99CB-92153FDD04A5/5402/ActionPlan_300604.pdf

<http://www.skovognatur.dk/Ud/Tema/skoler/Verdenskort.htm>

<http://www.skovognatur.dk/Ud/Tema/skoler/minnatur.htm>

<http://www.skovognatur.dk/Ud/Tema/skoler/>

F1-4. Monitoring, evaluation and review

<http://www.cbd.int/countries/?country=dk>

<http://www.dk-chm.dk/information/indicator>

<http://www.dmu.dk/International/>

http://www.mim.dk/NR/rdonlyres/237FD496-3C71-4814-99CB-92153FDD04A5/5402/ActionPlan_300604.pdf

<http://eumon.ckff.si/>

ESTONIA

Competent authority(ies) for nature & biodiversity:

Ministry of Environment, Nature Protection Department

Narva mnt 7a

15172 Tallinn, Estonia

Tel +372 626 2870

Fax +372 626 2801

E-mail andres.kruus@envir.ee

<http://www.envir.ee/53328>

<http://www.envir.ee/natura2000/>

<http://eelis.ic.envir.ee/w4/>

Most recent national/subnational biodiversity strategy/action plan:

National Biodiversity Strategy and Action Plan 2007-2013 (unavailable).

National Biodiversity Strategy and Action Plan 1999

(http://www.undp.org/bpsp/nbsap_links/NBSAP_estonia.pdf)

National Environment Action Plan 2007-2013 (unavailable).

Latest review of the implementation of biodiversity strategy/action plan:**Alignment with EU biodiversity plan:****Alignment with EU 2010 Biodiversity Indicators (SEBI 2010):****Key sources of official nature & biodiversity information used for evaluation:**

- www.envir.ee
- www.agri.ee
- eelis.ic.envir.ee:88/seireveeb/

SUMMARY OF PROGRESS IN DELIVERY OF OBJECTIVES OF EU BIODIVERSITY ACTION PLAN

A. POLICY AREA 1: BIODIVERSITY IN THE EU

1. To safeguard the EU's most important habitats and species.

Natura 2000 sites (terrestrial and marine) (A.1.1, A.1.2 & A.1.4)

	Number of sites	Area (km ²)
Total SCIs/SACs (Habitats Directive)	498	11 429
SCIs/SACs with marine component (Habitats Directive)	36	3 854
Total SPAs (Birds Directive)	67	12 592
SPAs with marine component (Birds Directive)	26	6 654

Number of SCIs and SACs - Natura 2000 Barometer – June 2008 (Source: European Topic Centre on Biological Diversity based on data supplied by Member State)

Estonia was considered, by June 2008, to have achieved a level of sufficiency of 84.2 % for site selection for species and habitat types under Habitats Directive, in its territory.

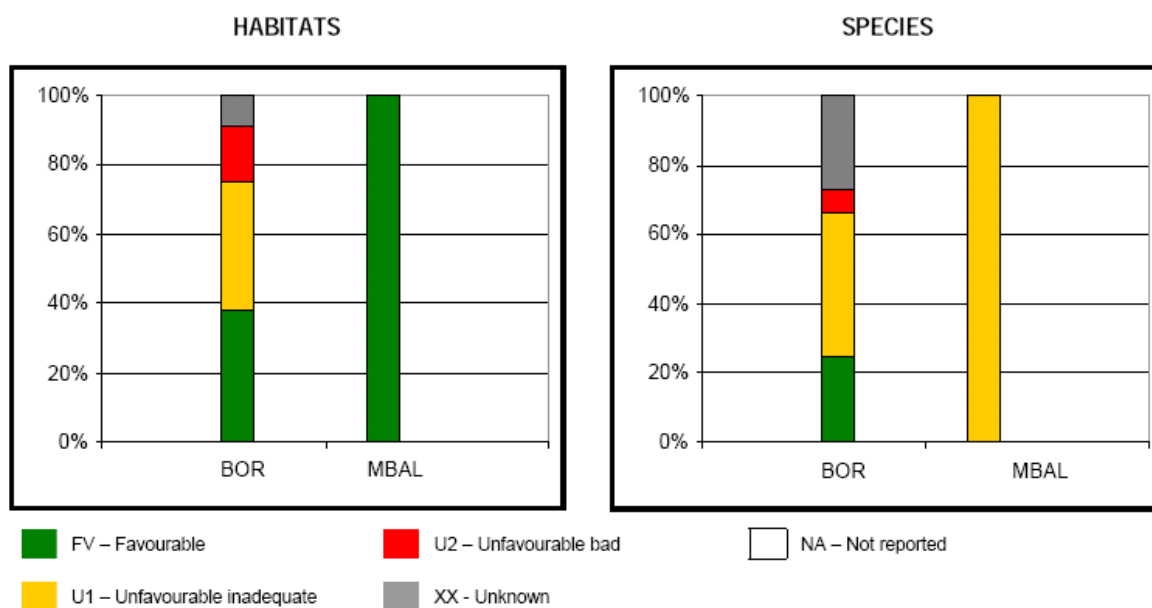
A total of 19 Natura 2000 sites have completed/agreed management plans, with a further 43 in development.

According to the EC LIFE Programme/Database, under the LIFE Nature programme, there was a total of 10 projects in Estonia with an EC contribution of EUR 4 210 475, during the period of 2000-2006. In the year 2007, according to the indicative national allocations, Estonian projects received EUR 3 098 000 from LIFE+ funds.

Estonia implements its national Green Network through the framework of the Planning and Building Act. This required schematic maps at the national level and then the definition of environmental conditions for the development of land-use and settlement structures at the county level. By 2006, all 15 counties of Estonia had prepared a map of ecological networks to a scale of 1:50 000 as one of the layers of thematic spatial planning. Also larger towns (Tallinn, Tartu, Pärnu) are compiling a spatial plan of the Green Network.

Conservation status assessment (A.1.2)

Under the Habitats Directive Estonia has one biogeographical region (boreal). The results of the first conservation status assessment for species and habitats of community interest are as follows:



Region / Conclusion	HABITATS					SPECIES				
	FV	U1	U2	XX	NA	FV	U1	U2	XX	NA
Boreal	38	37	16	9		25	42	7	27	
Marine Baltic	100						100			
Member State	42	35	15	8		24	43	7	26	

*The conservation status categories: FV = favourable, U1 = unfavourable-inadequate, U2 = unfavourable-bad, XX = unknown, NA = no evaluation given by MS

Overall assessment of conservation status by biogeographical region (Analysis by the European Topic centre on Biological Diversity based on data supplied by Member State)

Red Data Books/Lists, National/Subnational Atlases, Action Plans (A1.3)

Red data lists are currently available for Mammals, Birds, Amphibians, Reptiles, Fish, Dragonflies, Butterflies, Beetles, Vascular plants and Mosses (all 1998). Updated Red data lists are in preparation for the same taxonomic groups. These are due in 2008-2009.

In addition Estonian Red Data Lists contains information about Fungi, Algae and Lichens. Species included into Red Data Lists are not the same as species protected under Nature Conservation Act, even though there is much overlap. Hence, Red Data Lists are not the basis for any derogations or action plans. Atlases are currently available for Birds (1983), Amphibians (EELIS database), Reptiles, Fish (Fish of Estonia, 2003), Dragonflies, Butterflies, Beetles, Vascular Plants (Atlas of Estonian Flora, 2005, Tartu), Mosses (The Ranger Of Estonian Mosses, 1998, Tartu), Lichens (Big Lichens of Estonia, 1998, Tartu). An updated atlas for Birds is foreseen in 2009-2010. Information in atlases is the basis of day-to-day nature conservation activities. Atlases have been the basis for establishing nature protection areas and management plans for species etc., hence also derogations have been based on this information.

Single species ex-situ conservation initiatives exist but the implementation of adopted legislation regulating and supporting nature conservation procedures is needed, and the responsible administrative system should be developed.

Common bird monitoring (A1.4)

Common bird monitoring is carried out by the Estonian Ornithological Society. The results and trend indicators could not be found.

Ministry of Environment has adopted action plans for the following species: *Aquila clanga*, *A. pomarina*, *Tetrao urogallus*, *Gallinago media* and *Calidris alpina schinzii*. Action plans are currently drawn up for *Grus grus* and *Haliaetus albicilla*, also control and management plan is under finalisation for *Phalacrocorax carbo*.

2. To conserve and restore biodiversity and ecosystem services in the wider EU countryside.

Rural Development Programmes (A2.1.1, 2.1.2 & 2.1.8):

According to information supplied by the Estonian authorities, the Axis 2 budget of the RDP accounts for about 36.2 % of public RDP expenditure (i.e. EAFRD allocations plus co-financing). The majority of Axis 2 funds are focused on agri-environment payments (22.8 % of EAFRD expenditure), with a target area of 35 000 ha of semi-natural habitats (inside and outside Natura sites).

There is also a small allocation for Natura agricultural measures (0.9 % of total EAFRD expenditure), with a target coverage of 38 000 ha. Some biodiversity benefits may also arise from some other measures, including non-productive investments on agricultural land for the establishment and restoration of stonewalls, of mixed species hedgerows and support for grazing animal under animal welfare measure.

Natura 2000 forest measures account for 3.4 % of the EAFRD budget and target 61 300 ha.

Support for maintenance of semi-natural habitats; but also measures under non-productive investments in agricultural land: establishment and restoration of stonewalls, of mixed species hedgerows; support for grazing animal under animal welfare measure.

Agricultural genetic diversity (A2.1.11):

The current draft of the Estonian National Environmental Strategy until 2010 includes targets to preserve local breeds and varieties, prevent the negative effects of genetically modified organisms, and to prepare an act on the preservation of genetic resources. Furthermore, a Council of Plant Genetic Resources has been established. It coordinates the collection, preservation, assessment and documentation of plant genetic resources.

The preservation of farm animal genetic resources is coordinated by the Veterinary and Food Board, which also represents the country regarding FAO programmes. In addition, conservation programmes for all endangered breeds have been developed. As part of the implementation of the Rural Development Plan, agri-environmental support is paid for rearing animals of endangered breeds. A 2006 Estonian national programme on the collection and conservation of plant genetic resources for food and agriculture shall be carried on in the future, and a long-term programme for conservation of farm animal genetic resources shall be prepared.

Agricultural cross-compliance measures (A2.1.4 & 2.1.10):

Estonia has included a number of requirements to manage vegetation in its GAEC Minimum Level of Maintenance measures. However, these appear to mainly relate to the maintenance of good agricultural condition and are unlikely to provide significant biodiversity benefits.

Afforestation / deforestation policies and biodiversity (A2.1.5):

According to Estonia, planning tools such as guidance documents are used for plans, programmes and projects regarding afforestation operations. However, SEA and EIAs are only required for deforestation operations. No national/subnational strategy has been developed to ensure assessments of biodiversity in afforestation and deforestation programmes.

Soil protection and biodiversity (A2.2.1):

According to Estonia, soil biodiversity is a component of the monitoring and evaluation system for the Agri-Environment Support Scheme (AES). AES includes a set of measures for enhancing organic and environmentally friendly farming. In the framework of AES, monitoring of soil biodiversity has been carried out since 2004, focusing on indicators such as species composition and abundance of earthworms and biological activity of micro-organisms. The sub program of the National Biodiversity Monitoring Program (which is a part of the National Environmental Monitoring Program), “Monitoring of soil biodiversity”, is also monitoring earthworm and microbial communities, but on monitoring areas situated in semi-natural or natural landscapes. Both programmes also help to identify geographical risk areas regarding the decrease of organic matter and nutrient supply regarding soils. The National Environmental Monitoring also includes the mapping of soil pollution and pollution sites. Areas threatened by soil erosion have also been identified.

Measures to improve the ecological status of freshwaters (A2.3.1):

Estonia has completed all the legal transposition and the implementation elements of the Water Framework Directive 2000/60/EC (WFD) which have deadlines during 2004, 2005 and 2007. These include the production of a River Basin District Report and River Basin Analysis report and Monitoring Network Report.

Measures to reduce air pollution impacts on biodiversity (A2.4.2 & 2.4.3):

In 2005, Estonia’s emissions of nitrogen oxides, sulphur oxides, ammonia and non-methane volatile organic compounds were well below the ceilings set by the NEC Directive. Emissions are also expected to remain below these targets levels in 2010, although a slight increase in emissions of nitrogen oxides, sulphur oxides and volatile organic compounds is anticipated.

3. To conserve and restore biodiversity and ecosystem services in the wider EU marine environment.

Good marine ecological status (A3.1a):

Although there is no specific marine strategy, marine and coastal environmental issues are dealt with in the National Environmental Strategy (NES) and associated action plans. The NES (1997-2010) is mainly based on the principles of the environmental policy of Estonia. It proceeds from the main traditional goal of environmental protection which is to provide people with a healthy environment and natural resources necessary to promote economic development without causing significant damage to nature, to preserve diversity of landscapes and biodiversity while taking into account the level of economic development.

One of the ten principal policy goals of the 1997 NES is ‘Protection of Surface Water Bodies and Coastal Seas’ to ensure ecological balance of surface water bodies and coastal seas, natural regeneration of fish stock and aquatic flora and fauna by rational use of water bodies.

The NES has recently been updated until 2030 (passed on 14.02.2007), and a National Environmental Action Plan for 2007-2013 has been approved, although these documents were not able to be located.

The principles of Estonia’s environmental policy are also included in a number of legislative acts on environmental management and sustainable use of natural resources, including fishery resources. These include the Act on Nature Conservation; Act on Protected Natural Objects; Act on the Protection of Marine and Freshwater Coasts, Shores and Banks; Act on Pollution Charges; Water Act; Fishing Act; and Act on Sustainable Development.

The Article 17 National Summary indicates that 100 % of marine habitats for Estonia have a ‘favourable’ status.

Estonia is also a member of the Helsinki Commission, whose Baltic Sea Action Plan aims at achieving favourable conservation status of marine biodiversity.

Integrated coastal zone management (ICZM) (A.3.1.b):

Estonia has no ICZM strategy or equivalent measures in place. Whilst Estonia has a number of laws and policies that address coastal planning, environmental protection and sustainable use of resources, these are fragmented. On the national level, the Ministry of Environment is responsible for overall regulation, coordination and supervision of planning as well as for the preparation of national planning guidelines for ICZM. The Environmental Management Division and Physical Planning Division, and the Environment Information Centre, within the Ministry of Environment, are responsible for coordination of ICZM data collection activities.

Pollution: Bathing water quality (A3.2)

The Estonian Ministry Of Environment and the Environmental Information Centre has a system of environmental monitoring and indicators, including bathing and drinking water quality. According to the Bathing Water Report for the 2007 season, in coastal areas the rate of compliance with the mandatory values remained stable at 91.2 % and with the more stringent guide values declined slightly from 2006 results from 47.1 % to 41.2 %, although there have been significant improvements from previous years. The coastal bathing areas which did not comply with the mandatory values remained at three sites (8.8 %, down from 23.5 % previously).

Ecosystem approaches in Fisheries management measures (A3.3):

According to the Estonian Environmental Strategy until 2030, Estonia’s objective is to ensure the good status of fish populations and diversity of fish species, as well as to prevent the indirect negative impact on the ecosystem resulting from fishing. The Environmental Strategy also provides guidelines for the management of fishery resources: the management of fishery resources should be based on the ecosystem as a whole; fish populations are in a good condition if fishery resources are able to reproduce naturally despite the pressure of industrial fishing. The Baltic Sea Action Plan also includes a commitment to develop and apply the ecosystem approach in marine spatial planning and fisheries.

Community and National Financing under European Fisheries Funds (EFF) (A3.4):

The Estonian Operational Programme under the EFF has been adopted. The total eligible public expenditure of the programme is EUR 112 757 386, with EU assistance through the European Fisheries Fund (EFF) amounting to EUR 84 568 039. From the EFF funds, 18 % goes towards measures under Axis 1, 29 % to Axis 2 and 25 % to Axis 3. The remaining 28 % go to Axes 4 and 5. The Operational Programme includes environmentally-friendly aspects relating to adjusting fishing capacity inline with available resources, increasing selectivity of fishing gears and restoring fish spawning grounds. However, it is not yet known how much will specifically be spent on these environment-related measures.

Restoration programmes for diadromous species (A3.5.a):

As a member of HELCOM, Estonia is committed to implementing the Baltic Sea Action Plan. This foresees the development of national programmes to conserve eel stocks and restoration plans for migratory fish species (e.g. salmon, trout, and sturgeon). However, it is not clear

whether such plans have been developed yet. There is an ongoing project on reconstruction of fish passes on the rivers Kunda, Piritä, Vasalemma, Loobu, and Valgejoki.

The International Baltic Sea Fisheries Commission (IBSFC) developed a Salmon Action Plan (1997-2010) although the IBSFC ceased to exist in 2005. The EU Commission has not endorsed any management objectives for Baltic salmon so far.

Fishing Capacity-Decommissioning (3.5.b):

Since the break-up of the USSR, there have been dramatic reductions in fishing capacity, for example, out of 75 distant-water fishing vessels; some 12 units are now active. Regarding specific decommissioning schemes, following accession to the EU, Estonia used FIFG funds to start restructuring its fleet, achieving a 17 % reduction in fishing capacity (tonnage and power). Number of vessels reduced by 5 % between 2004 and 2006. This is likely to continue under the EFF, as Estonia seeks to match fishing capacity to fish stock.

Action plans and conservation status for marine species and habitats (A3.6):

In terms of species diversity conservation, 23 Action Plans have been adopted for 39 species and several species protection sites have been designated to protect their habitat. These include grey seals (*Halichoerus grypus*), ringed seals (*Phoca hispida*) and the wading birds, black stork (*Ciconia nigra*) and great snipe (*Gallinago media*).

Estonia has an environmental monitoring system and a series of environmental indicators. Whilst this includes the number of threatened fish species, for example, it does not appear to include an evaluation of the state of those populations. It was not possible to determine which species or habitats are monitored.

Aquaculture planning and biodiversity (A3.7):

Estonia's Operational Programme under the EFF includes aquaculture development in Axis 2. Although detailed objectives and actions are not clear, this is likely to include measures to minimise impacts of aquaculture on the environment and biodiversity.

4. To reinforce compatibility of regional and territorial development with biodiversity in the EU.

Under the Cohesion and structural funds, for the period 2007-2013, expenditures foreseen by Estonia, for Biodiversity & nature protection, amount to EUR 22 000 000. Other relevant areas where Cohesion and structural funds will be allocated are Promotion of Natural Assets (EUR 12 000 000) and Natural Heritage (EUR 12 000 000).

5. To substantially reduce the impact on EU biodiversity of invasive alien species and alien genotypes.

Strategies to reduce impacts from invasive alien species (A5.1.2):

Several regulations address the issue of Invasive Alien Species (IAS). The most important one is the Nature Protection Law. It refers to the introduction of alien species, to the establishment of an official plan of action regarding impacts of IAS, and prohibits the unauthorized release of individuals of species of different geographical origin. Furthermore, an Act on the List of IAS has been implemented, including a list of IAS of which the introduction, release, planting/stocking and farming is prohibited. Further relevant regulations include the Water Law, the Fisheries Law or the Environmental Surveillance Law.

Estonia plans to include a strategy on IAS in its Biodiversity Strategy, which is still under development. The national database EELIS has been established to address IAS.

Biosafety measures to reduce impacts from alien genotypes (A5.1.2 & 5.1.3):

Besides having ratified the Cartagena Protocol on Biosafety, Estonia has adopted/implemented relevant EU Regulations and Directives in the framework of the country's accession to the European Union, including Regulation 1946/2003 on transboundary movements, which implements the provisions of the Protocol into EU law.

The main relevant regulation is the Act on the release into the environment of genetically modified organisms, which provides regulations in accordance with Directive 2001/18 of the European Council. Additionally, there are several sectoral legal acts connected to biosafety, based on EU legal acts, such as the food Act or the Act on seeds and plant propagation material.

Regarding the coexistence of genetically modified crops with conventional and organic farming, Estonia has created a scientific working group dealing with the issue and is in the progress of developing legislation.

B. POLICY AREA 2: THE EU AND GLOBAL BIODIVERSITY

6. To substantially strengthen effectiveness of international governance for biodiversity and ecosystem services.

Estonia adopted a Biodiversity Strategy and Action Plan for the CBD in 1999. The Third National Report to the CBD was prepared in 2005. So far, no thematic report has been submitted to the CBD by Estonia.

	2002 / EEK	2003/ EEK	2004/ EEK
Min. of Env.	54 000 000	56 000 000	53 000 000
EIC*	23 000 000	24 000 000	34 000 000

* Environmental Investment Centre under the Ministry of Finance

	2002 /EEK	2003/EEK	2004/ EEK
Life Nature	12 000 000	14 000 000	22 000 000
Phare	2 000 000	8 000 000	3 000 000
UNEP GEF	5 000 000	4 000 000	1 000 000

Nature conservation support is annual support from the State Budget for maintenance and restoration of semi natural communities.

The total available funds have amounted to EEK 19 000 000 per year, which has allowed the maintenance and restoration of app. 20 000 ha of various semi natural communities as the most endangered habitats. Environmental Investment Centre (EIC) - an important source of financing for nature conservation and other activities having a positive impact on biodiversity. In 2004 the total allocations from the EIC to the nature conservation sector amounted to app.

EEK 34 000 000. Landowners having their land within protected areas where economic activities are restricted or forbidden are granted extended land tax exemptions. Estonia paid their annual contributions to the CBD, Ramsar, World Heritage Convention and the UNEP Environment Funds (Estonia is not a party to CMS and AEWA).

7. To substantially strengthen support for biodiversity and ecosystem services in EU external assistance.

Funds allocated for biodiversity projects and programmes in developing countries (B7.1.3) and Members State's Overseas Countries and Territories (B7.1.6):

The Ministry of Foreign Affairs coordinates Estonia's development co-operation programme. Other governmental agencies implement specific projects in the scope of their competence. The priority partner countries of its bilateral development co-operation are Georgia, Moldova, Ukraine and Afghanistan. The strategic objectives of Estonian development co-operation focus on poverty and human development in developing countries, peace and stability, human rights, the development of democracy, economic development and environmentally sustainable development. One of the projects carried out by the Ministry of Foreign Affairs in the field of sustainable forestry and environmental quality in Moldova in 2007, amounted to EUR 28 000.

The overall funding of biodiversity projects in developing countries could not be calculated from the information available.

Integration of biodiversity considerations into development programmes and projects impacts on biodiversity (Action B7.2.2 & 7.2.5):

Due to time and language constraints on this study, no readily available information could be found on this subject. The extent to which biodiversity considerations are taken into account in external projects and programmes is therefore unknown.

8. To substantially reduce the impact of international trade on global biodiversity and ecosystem services.

The figures for CITES permits for 2005 and 2006 indicate a small level of trade in CITES species. The number of documents issued increased from 34 to 50 in the 2005/6 reporting period. No information on permit applications that were denied was reported. The number of seizures reported increased from 16 in 2003/04 to 20 in 2005/06. National capacity was built through computerisation. Training was provided to the enforcement authorities. Advice/guidance was provided to the public. The annual contribution to the CITES Trust Funds were paid.

C. POLICY AREA 3: BIODIVERSITY AND CLIMATE CHANGE

9. To support biodiversity adaptation to climate change.

Progress on Kyoto targets (C9.1.1):

In 2005 greenhouse gas emissions were 52 % less than base year levels. Furthermore, according to the latest projections for 2010 Estonia should surpass its Kyoto target of an 8 % reduction, and achieve a 56.6 % reduction in greenhouse gas emissions.

Adaptation measures to increase biodiversity resilience to climate change (C9.4.1 & 9.4.3):

According to its reports to CBD and UNFCCC, Estonia does not appear to have an overall adaptation strategy nor clear targets or strategies for climate change adaptation measures for biodiversity.

From the information provided in its CBD report there is no indication that Estonia has undertaken scientific studies of the vulnerability of its habitats and species to climate change.

D. POLICY AREA 4: THE KNOWLEDGE BASE

10. To substantially strengthen the knowledge base for conservation and sustainable use of biodiversity, in the EU and globally.

National research programmes (D10.1):

Estonia does not have a dedicated research programme supporting biodiversity research. The National Biodiversity Strategy and Action Plan (NBSAP) highlight the importance of integrating biodiversity issues in policy development and implementation. There is no information on whether Estonia has a dedicated national forum to ensure that biodiversity outcomes are reflected in policy development and implementation.

E. THE FOUR KEY SUPPORTING MEASURES

1. Ensuring adequate financing

Overall use of Community funds for biodiversity:

Estonian Rural Development Plan (ERDP) 2004–2006

Funds for financing the ERDP measures, over three years, amount to EUR 150 500 000 from the EU budget and EUR 37 660 000 from the Estonian state budget. The total ERDP budget of the programme period (2004–2006) is EUR 188 160 000.

Financing of biodiversity-related ERDP measures in 2004–2006 (2004 prices in millions of EUR)

	EC contribution (EUR)	Public expenditure	Total
Support for less-favoured areas	27.6	6.9	34.5
Agri-environmental support*	45.81	11.46	57.27
Support for afforestation of agricultural land*	8.56	2.14	10.70
Combined total			102.45

* value includes funds for all activities, including those that are not strictly biodiversity-related

The following table presents planned changes in financing of the measures for the period 2004 – 2006. Financing of agri-environmental support will increase the most, partly due to the application of several activities from 2005 onwards.

Table 1 Financing biodiversity-related ERDP measures (2004 prices in millions of EUR)

	2004			2005			2006		
	EC contribution	Public expenditure	Private sector	EC contribution	Public expenditure	Private sector	EC contribution	Public expenditure	Private sector
Support for less-favoured areas	8.48	2.12	0	9.2	2.3	0	9.92	2.48	0
Agri-environmental support	11.19	2.8	0	15.34	3.84	0	19.28	4.82	0
Support for afforestation of agricultural land	0	0	...	3.52	0.88	...	5.04	1.26	...

Support for less-favoured areas (LFAs)

There are about 465 000 ha of agricultural land in Estonia that falls under less-favoured areas within the meaning of the ERDP. It is estimated that in the year 2004 will be applied for 400 000 ha of agricultural land. The financial scope of the measure was based on EUR 25 per hectare, used to compensate in particular for loss of income due to poor soil quality and to avoid overcompensation.

Based on the calculated rate and the aim of the measure, the total budget of the measure for the said period is EUR 34 500 000.

Agri-environmental support

The following table outlines biodiversity-related activities under agri-environmental support for the period 2004-2006

Year 2004

Activity	Estimated number of ha/units	Estimated sum per unit (EUR)	Estimated amount of support*
Environmentally Friendly Production Scheme	284000	31.96	9.1
Organic production	50000	95.87	4.79
Estonian horse (breeding)	700	162.97	0.1
Total			13.99

* in million EUR

Year 2005

Activity	Estimated number of ha/units	Estimated sum per unit EUR	Estimated amount of support*
Environmentally Friendly Production Scheme	284000	31.96	9.08
Environmentally Friendly Management Scheme	14500	30.25	0.44
Organic production	60000	102.28	5.87
Establishment of mixed species hedgerow	45000	5.50	0.25
Maintenance of mixed species hedgerow	3000	2.81	0.01
Estonian horse	720	162.97	0.12
Estonian cattle breed	400	173.18	0.07
Management of semi-natural habitat	30000	92.67	2.78
Winter plant cover	25000	11.31	0.28
Total			18.9

* in million EUR

Year 2006

Activity	Estimated number of ha/units	Estimated sum per unit EUR	Estimated amount of support*
Environmentally Friendly Production Scheme	344000	31.96	10.99
Environmentally Friendly Management Scheme	40000	30.25	1.2
Organic production	70000	101.16	6.92
Establishment of mixed species hedgerow	45000	5.50	0.25
Maintenance of mixed species hedgerow	3000	2.81	0.01
Estonian horse	750	162.97	0.12

Estonian cattle breed	450	173.18	0.1
Management of semi-natural habitat	40000	92.67	3.7
Winter plant cover	50000	11.31	0.6
		Total	23.89

* in million EUR

ERDP 2007-2013

With a total public funding of EUR 334 460 344 of which the EAFRD contribution amounts to EUR 267 568 275 (or 80 % of the total) the bulk of biodiversity-related activities of this RDP are covered amongst the main priorities under axis 2: Agri-environmental support, Support for less-favoured areas, and Natura 2000 support for agricultural land.

OP under the European Fisheries Fund:

According to the MS reply to the questionnaire (section A3.4) there have been no activities for nature and biodiversity in Estonia under the European Fisheries Fund (EFF) up to the present date, although activities are expected in the future.

Cohesion policy 2007-2013

The Operational Programme "Development of living environment" frames actions under the European Regional Development Fund (ERDF) and the Cohesion Fund in Estonia for the next six years.

It aims at the implementation of EU Cohesion policy, and in particular it aims to promote environmental protection. Estonia will be better equipped to fight forest fires and oil tanker accidents at sea. It will develop water and waste management infrastructure. It also includes other not strictly biodiversity-related activities, such as a focus on the education sector, by promoting schools for children with special needs, health care and social welfare infrastructure. This programme will receive investment of nearly EUR 1.6 billion.

2. Strengthening EU decision-making

Plans and follow-up to UN Millennium Ecosystem Assessment (E2.1):

There is currently no plan for follow-up to the MA, although there are plans to do so by 2010. Valuation or accounting methods are not expected to be used for this.

Alignment of national biodiversity strategies with EU (E2.2):

Policies exist that attempt to integrate biodiversity and ecosystem service benefits into wider decision making. The NBSAP recognises the need to integrate biodiversity benefits into wider decision-making and applies nationally. The original 1997 strategy has recently been updated for the period until 2030. However, it is not clear whether it incorporates elements of the Communication on 'Halting the loss of biodiversity by 2010'.

Effective integration of Natura 2000, Rural development, river basin management and other territorial plans and programmes in support for biodiversity (E2.5):

The Estonian National Strategic Reference Framework 2007-2013 (NRSF) presents the

general strategic objectives and priorities for developing the policy areas and sectors that are eligible for EU structural assistance in the years 2007-2013. The NSRF is a national development plan that lies above the various sectoral development plans and is horizontal in nature, linking these several sectoral strategies. It includes reference to Natura 2000 and the priority of sustainable use of the environment is mutually complementary with the Estonian Rural Strategy 2007-2013. The Rural Strategy supports the sustainable use of forests by agricultural and forestry entrepreneurs, preservation of natural diversity, water and soil protection, mitigating of climate change and air pollution and sustainable use of plant protection substances.

3. Building partnerships

National partnerships for biodiversity including private sector involvement (E3.1):

Estonia has national initiatives promoting partnerships for biodiversity (no further details available).

4. Building public education, awareness and participation

National/Sub-national public awareness campaigns/initiatives (E4.1):

According to the ECNC analysis of Flash Eurobarometer Survey, people in Estonia have a relatively high awareness of biodiversity issues (77 % have heard of biodiversity) and are well informed about biodiversity loss (46 %). 56 % of people surveyed also knew about the Natura 2000 network, and 20 % knew what it means (the third highest result in the EU-27).

F. MONITORING

The system and the first set of environmental indicators were developed in 1998 by the DADAM (Improvement of Data Use and Data Management within the Environmental Monitoring Programme) project team. DADAM project was an international cooperative project, funded by EU (Phare 1994, Programme for Pollution Monitoring and Enforcement Legislation). In 2006 the Estonian Ministry Of Environment and the Environmental Information Centre launched a project of renewal and developing for the system of environmental indicators. The current system includes 33 indicators for biodiversity.

There are also a couple of biodiversity monitoring schemes that have been identified which focus on species such as rare plants, *Larus canus*, *Pteromys*, *Astacus*, Bats (Chiroptera), Seal, Bryophytes and Amphibians and reptiles.

DATA SOURCES

A1. To safeguard the EU's most important habitats and species:

Member State Questionnaire response

Article 17 report <http://cdr.eionet.europa.eu/>

Natura 2000 http://ec.europa.eu/environment/nature/natura2000/barometer/index_en.htm

<http://dataservice.eea.europa.eu/atlas/viewdata/viewpub.asp?id=2639>

Completeness of N2000

http://themes.eea.europa.eu/IMS/ISpecs/ISpecification20041007131611/guide_summary_plus_public

Spatial data http://ec.europa.eu/environment/nature/natura2000/db_gis/index_en.htm#sites

Atlases <http://www.eelis.ee>

Common Bird Monitoring <http://www.ebcc.info/pecbm-greece.html>

(<http://eelis.ic.envir.ee/w5/index.php?option=loadarticle&task=view&contid=1108955654>)

LIFE expenditure <http://ec.europa.eu/environment/life/project/Projects/index.cfm>

Ex-situ measures http://eelis.ic.envir.ee:8080/English/convention/cbd_action_program/1200481612

Overview of nature conservation in Estonia at 2007, http://www.keskkonnainfo.ee/publications/329_PDF.pdf

A2. To conserve and restore biodiversity and ecosystem services in the wider EU countryside

A2.1.1, 2.1.2 & 2.1.8

Published National Rural Development Programmes (IEEP database 2008)

European Commission unpublished data (2008)

MS questionnaire

A2.1.11

Third National Report to the Convention on Biological Diversity

<http://www.cbd.int/doc/world/ee/ee-nr-03-en.pdf>

A2.1.4 & 2.1.10

Alliance Environment (2007). Evaluation of the application of cross compliance as foreseen under Regulation 1782/2003. Part I: Descriptive Report - 26/07/2007. Report to the European Commission.

A2.1.5 & A2.2.1

MS Questionnaire

http://pmk.agri.ee/pkt/index.php?valik=2&keel=2&template=template_test.html

<http://www.agri.ee/?id=11292>

<http://eelis.ic.envir.ee:88/seireveeb/index.php?id=13>

A2.3.1

WFD Scoreboard http://ec.europa.eu/environment/water/water-framework/transp_rep/scoreboard_en.htm

A2.4.2 & 2.4.3

Estonia NEC Directive submission (19 Dec 2007)

<http://cdr.eionet.europa.eu/ee/eu/nec>

NEC Directive National Programmes

http://ec.europa.eu/environment/air/nationalprogr_dir200181.htm

MS reporting to NEC Directive

http://ec.europa.eu/environment/air/implem_nec_directive.htm

A3. To conserve and restore biodiversity and ecosystem services in the wider EU marine environment

A3.1a

<http://www.seit.ee/agenda21/Juhend/NES.doc>

<http://www.riigikogu.ee/?id=42326&langchange=1>

<http://www.envir.ee/orb.aw/class=file/action=preview/id=944690/BioloogiliseMitmekesTagamine.doc>

A.3.1.b

http://www.rupprecht-consult.eu/iczm/iczm_national_reporting_estonia.htm

A3.2

http://ec.europa.eu/environment/water/water-bathing/report2008/en_summary.pdf

http://eelis.ic.envir.ee:88/seireveeb/envirind_avalik/index.php?l=en&t1=AVALEHT

A3.3

<http://www.envir.ee/orb.aw/class=file/action=preview/id=944690/BioloogiliseMitmekesTagamine.doc>

http://www.agri.ee/public/juurkataloog/KALAMAJANDUS/EKF/OP_261107_final_BRX_edit.pdf

<http://www.agri.ee/?id=10733>

A3.4

http://ec.europa.eu/fisheries/cfp/structural_measures/op/estonia_et.pdf

http://www.agri.ee/public/juurkataloog/KALAMAJANDUS/EKF/OP_261107_final_BRX_edit.pdf

A3.5.a

<http://firms.fao.org/firms/resource/10480>

<http://www.envir.ee/orb.aw/class=file/action=preview/id=944690/BioloogiliseMitmekesTagamine.doc>

A3.5.b

http://ec.europa.eu/fisheries/publications/magaz/fishing/mag31_en.pdf

http://ec.europa.eu/fisheries/fleetstatistics/pop_evo.cfm?ctyCode=EST

A3.6

<http://www.cbd.int/countries/profile.shtml?country=ee>

http://eelis.ic.envir.ee:88/seireveeb/envirind_avalik/index.php?l=en&t1=AVALEHT&t2=&t3=&t4=

<http://www.keskkonnainfo.ee:88/english/>

<http://eelis.ic.envir.ee:88/seireveeb/>

A3.7

http://ec.europa.eu/fisheries/cfp/structural_measures/op/estonia_et.pdf

A4. To reinforce compatibility of regional and territorial development with biodiversity in the EU

Infoview Data (DG Regio)

LIFE+ 2007 Call for Proposals – DG Environment

LIFE 2000-2006 – DG Environment

A5. To substantially reduce the impact on EU biodiversity of invasive alien species and alien genotypes

A5.1.2

MS questionnaire

Miller, C., Kettunen, M. & Shine, C. 2006. Scope options for EU action on invasive alien species (IAS) Final report for the European Commission. Institute for European Environmental Policy (IEEP), Brussels, Belgium.

http://www.nobanis.org/Regulations_FL.asp

<http://www.envir.ee/95541>

A5.1.2 & 5.1.3

National Report on the Cartagena Protocol on Biosafety

<http://www.cbd.int/biosafety/parties/reports.shtml?report=NR-CPB-01>

European Commission Report on the Implementation of National Measures on the Coexistence of Genetically Modified Crops with Conventional and Organic Farming

http://ec.europa.eu/agriculture/coexistence/index_en.htm

National legislation and information

<http://www.envir.ee/>

B6: To substantially strengthen effectiveness of international governance for biodiversity and ecosystem services

B6

<http://www.cbd.int/convention/parties/contributions.shtml?tab=2&yr=2007>

<http://www.cbd.int/doc/world/ee/ee-nr-03-en.pdf>

http://www.ramsar.org/res/key_res_ix_12_e.htm

http://www.cms.int/bodies/StC/32_stc_meeting/French/Doc_09_Fonds_Affectation_avec_Annexes.pdf

http://www.unep-aewa.org/meetings/en/stc_meetings/stc4docs/pdf/stc4_9_income_expenditures.pdf

<http://whc.unesco.org/en/sessions/31COM/documents/>

http://www.unep.org/rmu/en/Financing_of_UNEP/Environment_Fund/Table_2007/index.asp

B7. To substantially strengthen support for biodiversity and ecosystem services in EU external assistance

B7.1.3 & 7.1.6:

<http://www.vm.ee/eng>

B8. To substantially reduce the impact of international trade on global biodiversity and ecosystem services

B8

<http://www.cites.org/eng/resources/reports/biennial.shtml>

<http://www.cites.org/common/resources/reports/pab/03-04Estonia.pdf>

<http://www.cites.org/common/resources/reports/pab/05-06Estonia.pdf>

<http://www.cites.org/eng/cop/14/doc/E14-07-1.pdf>

C9: To support biodiversity adaptation to climate change

C9.1.1

EC (2007) Communication from the Commission. Progress towards achieving the Kyoto objectives.

http://ec.europa.eu/environment/climat/gge_progress.htm

C9.4.1 & 9.4.3

Third National Report to CBD (2005)

http://www.cbd.int/doc/world/ee/ee-nr-03-en.doc#_Toc78202034

Fourth National Report to the UNFCCC (2005)

<http://unfccc.int/resource/docs/natc/estnc4pI.pdf>

D10. To substantially strengthen the knowledge base for conservation and sustainable use of biodiversity, in the EU and globally

D10.1

http://www.undp.org/bpsp/nbsap_links/NBSAP_estonia.pdf

MS Questionnaire

E1. Ensuring adequate financing

E1

<http://europa.eu/rapid/pressReleasesAction.do?reference=IP/07/1479&format=HTML&aged=0&language=EN&guiLanguage=en>

http://ec.europa.eu/agriculture/rur/countries/ee/index_en.htm

http://ec.europa.eu/agriculture/rurdev/countries/et/index_en.htm

MS questionnaire

Estonian Rural Development Plan (ERDP) 2004–2006

E2. Strengthening EU decision-making

E2.1

MS Questionnaire

E2.2

http://www.undp.org/bpsp/nbsap_links/NBSAP_estonia.pdf

E2.5

http://www.strukturifondid.ee/public/Estonian_NSRF_21June07_ENG.pdf

E3. Building partnerships

E3.1

MS Questionnaire

E4. Building public education, awareness and participation

E4.1

http://ec.europa.eu/public_opinion/index_en.htm

F1-4. Monitoring, evaluation and review

<http://eumon.ckff.si/>

http://eelis.ic.envir.ee:88/seireveeb/envirind_avalik/index.php?l=en&t1=AVALEHT

FINLAND

Competent authority(ies) for nature & biodiversity:

- Ministry of the Environment
<http://www.ymparisto.fi/eng/welcome.html>
- Ministry of the Agriculture and Forestry
<http://www.mmm.fi/en/index/frontpage.html>
- Finnish Environment Institute
<http://www.ymparisto.fi/eng/syke/syke.htm>

Most recent national/subnational biodiversity strategy/action plan:

<http://www.environment.fi/default.asp?node=8410&lan=en>

Latest review of the implementation of biodiversity strategy/action plan:

The most recent NBSAP (2nd version) was just renewed for the period 2006-2016, and the multi-stakeholder monitoring group recently established, so there is no monitoring reports yet.

The biodiversity action of 1997-2005 was evaluated in 2005 (report in Finnish: <http://www.environment.fi/download.asp?contentid=38926&lan=fi>).

Alignment with EU biodiversity plan:

See page 14 of this document

Alignment with EU 2010 Biodiversity Indicators (SEBI 2010):

A project on biodiversity indicators is on-going, lead by the Finnish Environment Institution (<http://www.environment.fi/default.asp?contentid=228448&lan=FI#a0>).

Key sources of official nature & biodiversity information used for evaluation:

- See data sources at end of this document

SUMMARY OF PROGRESS IN DELIVERY OF OBJECTIVES OF EU BIODIVERSITY ACTION PLAN

A. POLICY AREA 1: BIODIVERSITY IN THE EU

1. To safeguard the EU's most important habitats and species.

Natura 2000 sites (terrestrial and marine) (A.1.1, A.1.2 & A.1.4)

	<i>Number of sites</i>	<i>Area (km².)</i>
Total SCIs/SACs (Habitats Directive)	1 715	48 552
SCIs/SACs with marine component (Habitats Directive)	98	5 460
Total SPAs (Birds Directive)	468	30 838
SPAs with marine component (Birds Directive)	66	5 567

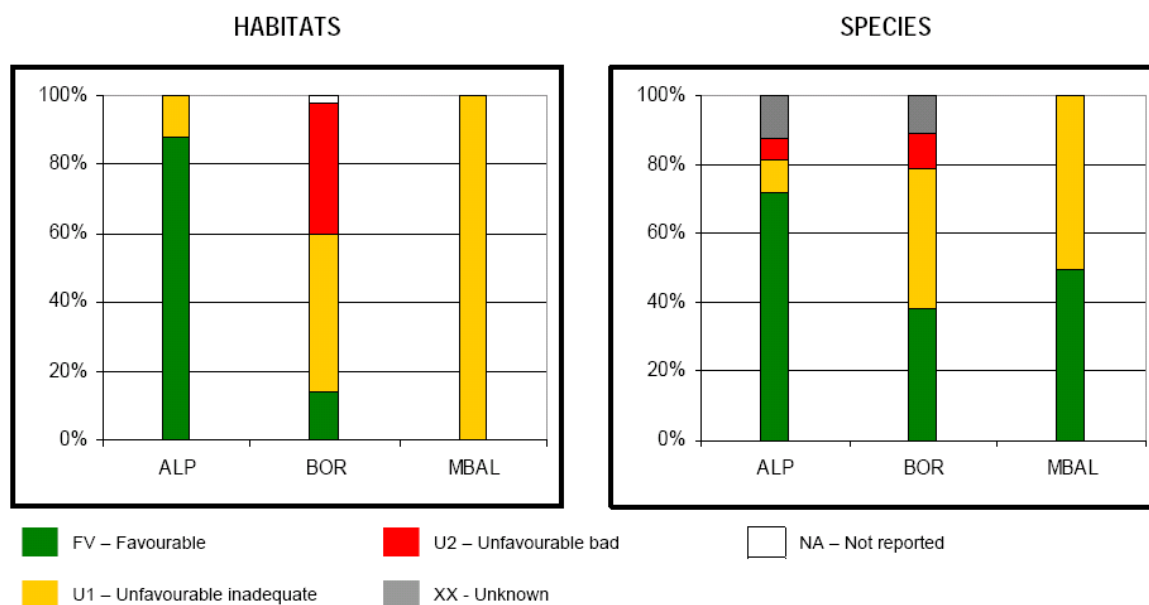
Number of SCIs and SACs - Natura 2000 Barometer – June 2008 (Source: European Topic Centre on Biological Diversity based on data supplied by Member State)

Finland was considered, by June 2008, to have achieved a level of sufficiency of 99.3 % for site selection for species and habitat types under Habitats Directive, in its territory. A total of 212 Natura 2000 sites have completed/agreed management plans with a further 103 in development.

According to the EC LIFE Programme/Database, under the LIFE Nature programme, there was a total of 21 projects throughout Finland with an EC contribution of EUR 18 340 720 during the period of 2000-2006. In the year 2007, according to the indicative national allocations, Finland projects received EUR 6 696 000 from LIFE+ funds.

Conservation status assessment (A1.2)

Under the Habitats Directive Finland has two biogeographical regions (alpine, boreal). The results of the first conservation status assessment for species and habitats of community interest are as follows:



Region / Conclusion	HABITATS					SPECIES				
	FV	U1	U2	XX	NA	FV	U1	U2	XX	NA
Alpine	88	12				72	9	6	13	
Boreal	14	46	38		2	38	40	11	11	
Marine Baltic		100				50	50			
Member State	34	39	26		1	45	34	10	11	

*The conservation status categories: FV = favourable, U1 = unfavourable-inadequate, U2 = unfavourable-bad, XX = unknown, NA = no evaluation given by MS

Overall assessment of conservation status by biogeographical region (Analysis by the European Topic centre on Biological Diversity based on data supplied by Member State)

Fragmentation of landscapes and ecosystems has been identified as a moderate scale problem in Finland. In order to improve integrated management of ecosystems and landscapes, including reduce habitats fragmentation, an integrated land-use planning approach, called the landscape ecological planning (LEP) has been implemented in Finland. The LEP approach has been mainly used in the context of planning for state-owned lands, particularly forests. LEP is an approach for integrated forest management planning in which ecological goals are aligned with different forms of forest use, while bearing in mind the objectives of forestry in the area. Instead of planning the management of differently managed forest areas separately, e.g. managed forests, nature conservation areas, game areas and special areas for recreational use, LEP considers the management of these extensive forest areas in a joint manner.

Red Data Books/Lists, National/Subnational Atlases, Action Plans (A1.3)

Finnish Red Lists, published in 2001, are available for: Mammals, Birds, Amphibians, Reptiles, Fish, Dragonflies, Butterflies, Beetles, Segmented worms (Annelida), Molluscs, Spiders, Crustaceans, Millipedes (Diplopoda), Centipede (Chilopoda), Mayflies, Stoneflies, Grasshoppers and crickets, True bugs, Leafhoppers and other Homoptera groups, Net-winged insects including alder flies, snake flies and lacewings, Caddisflies, True flies and midges, Fleas, Hymenopteras, Vascular Plants, Mosses, Liverworts, Algae, Fungi and Lichens. National/subnational atlases are available for Mammals, Birds, Amphibians, Reptiles, Fish, Dragonflies, Butterflies, Beetles, Vascular Plants, Non-Vascular Plants (including Mosses), True bugs, Leafhoppers, other Homoptera groups (Psylloidea, Aleyridoidea and Coccoidea),

Aphids, Booklice (Psocoptera), Neuroptera *sensu lato* & Mecoptera. None were given as in preparation. *Ex-situ* conservation is referred to in the NBSAP as submitted to the CBD Secretariat.

Finland is currently updating the assessments for the red lists for all relevant taxonomic groups. New list should be available in 2010.

Common bird monitoring (A1.4)

Common bird monitoring and updating Bird Atlas are carried out through Finnish Museum of Natural History. The results are available online. Trend indicators are available in Finnish.

Spatial information on Natura 2000 sites is available in the web-pages of Regional Environment Centres (only in Finnish)

2. To conserve and restore biodiversity and ecosystem services in the wider EU countryside.

Rural Development Programmes (A2.1.1, 2.1.2 & 2.1.8):

According to information supplied by the Finish authorities, the RDP for 2007-2013 35.1 % of the EAFRD budget is allocated for agri-environment measures (EUR 232 500 000). This is a moderate proportion compared to other Member States, and aims to cover 12 400 ha of arable land, but only 3 500 ha of grassland.

Natura specific measures are not allocated, but agri-environment measures include enhancement of biological and landscape diversity (with priority given to Natura 2000 sites); management of traditional biotopes and management of multifunctional wetlands. Natura support is also available under non-productive investment measures (EUR 6000 000 for this category of expenditure).

There are also nationally financed environment payments for forestry outside the RDP of approximately EUR 4 100 000 per year.

Agricultural genetic diversity (A2.1.11):

Finland has incorporated CBD genetic diversity conservation targets into its own biodiversity strategy and programmes. Amongst other actions, Finland's national plant gene resources programme for agriculture and forestry, seeks to guarantee that the genetic resources and natural variation of the plants grown in farms, gardens and forests are preserved and used sustainably. A plant gene resources committee was set up in 2003 under the Ministry of Agriculture and Forestry to oversee the co-ordination and implementation of the plan.

The implementation of a corresponding national programme for animal genetic resources was finalised in 2005, overseen by the animal genetic resources committee set up in 1998. MTT Agrifood Research Finland is co-ordinating a programme for the preservation of domestic animal breeds, and representing Finland in related international programmes

The RDP includes measures for raising local breeds (EUR 1 000 000 per year) and cultivation of local crops (EUR 3 000 per year).

Agricultural cross-compliance measures (A2.1.4 & 2.1.10):

Finland's cross-compliance measures include two of the three listed (Good Agricultural and Environmental Condition (GAEC) Minimum Level of Maintenance measures that may significant provide biodiversity conservation benefits. These focus on the management of

pastures and the retention of landscape features.

Finland does not include measures to maintain minimum stocking levels. However, some protection may be obtained from the GAEC pasture management regulations.

Afforestation / deforestation policies and biodiversity (A2.1.5):

The Member State has not indicated in its questionnaire whether afforestation and deforestation issues are regulated through SEA and EIA procedures etc in Finland. However, they indicate that these issues are not of great importance to biodiversity in Finland.

The METSO Forest Biodiversity Programme for Southern Finland aims to effectively combine the conservation of biodiversity with the commercial use of forests. A new METSO Programme for the period 2008-2016 was approved by the Government on 27.3.2008, and will be co-ordinated by the Ministry of the Environment and the Ministry of Agriculture and Forestry.

Soil protection and biodiversity (A2.2.1):

Soil conservation issues are addressed in permit and planning processes by the local and regional authorities in accordance with the Environmental Protection Act, the Land Extraction Act and the Land Use and Building Act.

Measures to improve the ecological status of freshwaters (A2.3.1):

Finland has completed the legal transposition and the implementation elements of the Water Framework Directive 2000/60/EC (WFD) which have deadlines during 2004, 2005 and 2007. These include the production of a River Basin District Report and River Basin Analysis report and Monitoring Network Report, although there are some details on the implementation of the WFD to be assessed yet.

Measures to reduce air pollution impacts on biodiversity (A2.4.2 & 2.4.3):

According to Finland's 2006 National Programme Report under the NEC Directive, 2010 emission ceilings can be attained with the national programme adopted in 2002 (which transposes the NEC Directive). The projected 2010 NO_x, VOC, and NH₃ emissions, however, are expected to be relatively close to the emission ceilings, causing some uncertainty as to whether the targets will be met.

3. To conserve and restore biodiversity and ecosystem services in the wider EU marine environment.

Good marine ecological status (A3.1a):

The Action Plan for the Protection of the Baltic Sea and Inland Watercourses incorporates biodiversity and environmental related issues. One of the main aims of the Action Plan is to protect and conserve biodiversity. This aim will be implemented through several measures, including the marine ecosystems inventory programme (VELMU), which examines the occurrence and distribution of marine habitats and species. The ultimate objective of the programme is to preserve the biological and geological diversity of marine habitats, and prevent any decline in biodiversity. During the inventory a Baltic marine habitat classification system will also be devised, with reference to existing national and international systems such as EU-EUNIS and HELCOM's red-listed habitats.

The need to protect marine ecosystems must also be duly considered wherever marine and coastal

areas are developed or managed. Suitable management measures for biotopes and species should be devised and carried out. Finland will also promote such issues through co-operation within HELCOM, and the EU. Finland is a contracting party to both HELCOM and OSPAR and therefore has obligations under the HELCOM Baltic Sea Action Plan and the OSPAR Biological Diversity and Ecosystem Strategy.

The National Summary prepared from the Member State Article 17 Report covering the period from 2001-2006 indicates that 100 % of Finland's Marine Baltic habitats have a status of 'unfavourable-inadequate'.

Integrated coastal zone management (ICZM) (A.3.1.b):

Finland is currently has an ICZM strategy in development. A National Report consisting of a proposed national strategy with an assessment/stocktaking section was officially submitted to the European Commission on 17 May 2006. Finland has had a comprehensive spatial (land-use) planning system for a long time. In the submitted ICZM Strategy, this system is proposed as the main instrument for ICZM implementation.

Pollution: Bathing water quality (A3.2)

According to the EC Summary Bathing Water report, the trend in coastal bathing water quality was generally positive in the 2007 bathing season. The percentage of bathing areas complying with the mandatory values was 99 % in both 2006 and 2007. By contrast, the percentage of bathing areas complying with the guideline values decreased from 63.6 % in 2006 to 57 % in 2007. There were no non-compliant bathing areas, and no bathing areas were banned for swimming. All monitored bathing areas were sufficiently sampled.

Ecosystem approaches in Fisheries management measures (A3.3):

Finland has a National Control Strategy for Fisheries, but it does not incorporate ecosystem-based management approaches. The Action Plan for the Protection of the Baltic Sea and Inland Watercourses includes considerations for ecosystem-based management but does not refer to commercial fisheries. There are no fisheries management plans on national level that specifically would comprise ecosystem management approaches. The principle management plans are decided on EC level and they do not as yet include extensive ecosystem based management elements. The Finnish fishing fleet does not use bottom trawls with effects on the benthos. The fleet uses pelagic trawls and mainly targets herring and sprat, which are harvested sustainably.

Community and National Financing under European Fisheries Funds (EFF) (A3.4):

The European Fisheries Funds (EFF) contribution to Finland for the 2007-2013 Operational Programme was distributed amongst the four axes. For Axis 1, 8.7 % of the total EFF contribution was distributed for the adaptation of the Community Fishing Fleet. For Axis 2, 43.1 % of the total EFF contribution was distributed for aquaculture, inland fishing, processing and marketing of fishery and aquaculture products. For Axis 3, 37.5 % of total EFF contribution was distributed for 'measures of common interest'. These values were provided in the Operational Programme document. The Operational Programme 2007-2013 document for Finland includes many environmentally friendly aspects in both the fisheries and aquaculture sectors. In fisheries one measure concerns mitigating the fisheries/seal conflict and in aquaculture a measure concerns reduction of the nutrient load.

Restoration programmes for diadromous species (A3.5.a):

Salmon in Finland's Baltic waters were formerly managed under the IBSFC Salmon Action Plan

(SAP) for the years 1997-2010. According to the European Commission, in 2007 the IBSFC ceased to exist. The Baltic Sea Regional Advisory Council (BSRAC) recently published recommendations for a renewal of the SAP to continue with the regional management of salmon stocks. In addition, Finland applies some regional management plans and measures for trout and whitefish (*Coregonus* sp.). The measures include restocking, fishing regulations and habitat restoration.

Fishing Capacity-Decommissioning (3.5.b):

The number of vessels in the Finnish fleet has reduced by 15 % in the period from 1999 to 2006. During that same period the tonnage of the fleet has reduced by 23 % and the power by 17 %. The Finnish fishing fleet targets mainly pelagic stocks that are harvested sustainably. The overall capacity of these vessels is in balance with the fishing possibilities and no further decommissioning is therefore foreseen. Finland will open a decommissioning of salmon vessels having fished with driftnets, a fishing method that was prohibited as from 1.1.2008. The strategy is on a general level and included in the Operational Program.

Action plans and conservation status for marine species and habitats (A3.6):

Finland has a Management Plan for Finnish Seal Populations in the Baltic Sea since 2007 for gray and ringed seals in line with Helcom Recommendation 27-28/2 on Conservation of Seals in the Baltic Sea area. As a party to the ASCOBANS Agreement, Finland is working with other Baltic states to revise the standing ASCOBANS Recovery Plan for Baltic Harbour Porpoises (*Jastarnia* plan).

According to the National strategy and the Action plan for the conservation and sustainable use of biodiversity 2006–2016, the monitoring of the state of biodiversity includes data collection on both species and habitats. Some of the marine and coastal species being monitored are: Saimaa seal, Ringed Sea, Gray Seal, Caspian Tern, salmon and trout.

Metsähallitus is a state enterprise that administers more than 12 million hectares of state-owned land and water areas. Metsähallitus runs the Marine Inventory Programme MERLIN, which produces data on species and natural habitat types. This data is made use of in management of the state-owned sea areas, especially recreational use of marine and coastal areas, and conserving their biodiversity.

The Finnish Inventory Programme for the Underwater Marine Environment, VELMU, collects data on the diversity of underwater marine biotopes and species. The inventories are being conducted in the Archipelago Sea, the Quark area, the Gulf of Finland, the Bothnian Bay and the Bothnian Sea during 2004-2014.

Aquaculture planning and biodiversity (A3.7):

The Operational Programme includes a higher rate of assistance for investments and measures in environmentally friendly aquaculture.

4. To reinforce compatibility of regional and territorial development with biodiversity in the EU.

Biodiversity spending under Cohesion and structural funds:

Under the Cohesion and structural funds, for the period 2007-2013, expenditures foreseen by Finland for Biodiversity & nature protection, amount to EUR 2 000 000. Other relevant areas where Cohesion and structural funds will be allocated are Promotion of Natural Assets (EUR 3 000 000) and Natural Heritage (EUR 12 000 000).

5. To substantially reduce the impact on EU biodiversity of invasive alien species and alien genotypes.

Strategies to reduce impacts from invasive alien species (A5.1.2):

Although Finland does not have a specific strategy for IAS these issues are referred to in the National Strategy and Action Plan for the Conservation and Sustainable Use of Biodiversity in Finland 2006-2016. Finland also has IAS legislation covering trade issues and intentional introductions. Regulations concerning alien species legislation are found in the Nature Conservation Act, in the Hunting Act and in the Fishing Act. The Nature Conservation Act restricts the introduction of alien species in Finland. In accordance with the Hunting Act, wild birds or mammals of foreign origin cannot be imported or introduced into the wild without permission from the Ministry of Agriculture and Forestry.

There is no national database of IAS, but Finland is a participating country in the North European and Baltic Network on Invasive Alien Species (NOBANIS).

Biosafety measures to reduce impacts from alien genotypes (A5.1.2 & 5.1.3):

Finland has adopted/implemented relevant EU provisions on GMOs such as Regulation 1946/2003, thus fulfilling the requirements of the Cartagena Protocol on Biosafety. The main Act is the Gene Technology Act (377/1995; amended in 2000 and 2004) regulating contained use, deliberate release and placement of GMOs on the market. The aim of the Act is to protect human and animal health, and the environment when carrying out the contained use or deliberate release into the environment of genetically modified organism. A Government Decree on Gene Technology provides further provisions.

Finland has not yet passed legislation on GMO coexistence, but preparations are underway.

B. POLICY AREA 2: THE EU AND GLOBAL BIODIVERSITY

6. To substantially strengthen effectiveness of international governance for biodiversity and ecosystem services.

In 2007, Finland approved the second edition of the country's National Biodiversity Strategy and Action Plan. In 2005, the Third National Report to the CBD was submitted. The following thematic reports have been provided: Forest Ecosystems, Voluntary Report on the Expanded Work Programme on Forests, Protected Areas, and Technology Transfer and Cooperation. Substantial funds are provided for the management and maintenance of protected areas, the management and protection of threatened species on private land, the management and protection of threatened species on state-owned land, surveying the occurrence of threatened species, and compensation for damage caused to semi-domestic Reindeer by Golden Eagles. In addition, a nature conservation funding programme supports conservation programmes, land acquisition, and compensation for landowners. Finland provides support for biodiversity to developing countries through bilateral funding, the contribution to GEF and other multilateral channels. Finland has paid their contributions to CBD, Ramsar, CMS, AEW, World Heritage Convention and the UNEP Environment Fund.

7. To substantially strengthen support for biodiversity and ecosystem services in EU external assistance.

Funds allocated for biodiversity projects and programmes in developing countries (A7.1.3 & 7.1.6):

Annual spending on biodiversity-related bilateral aid in 2005 was EUR 1 800 000, which amounted to 0.4 % of the total bilateral aid budget.

The Ministry of Foreign Affairs is mainly responsible for the implementation of development cooperation. Bilateral co-operation is usually carried out in the form of projects and programmes limited to selected long-term partner countries (e.g. Ethiopia, Kenya, Mozambique, Nepal, Nicaragua, Tanzania, Vietnam and Zambia). It especially focuses on sectors such as education, health, forestry, countryside and poverty, as well as governance and legal issues. In 2006, EUR 3 620 000 were spent for forestry-related projects, EUR 12 400 000 for countryside and poverty.

One major biodiversity-related project is the 'Conservation and Sustainable Use of Biological Diversity of the Peruvian Amazon' project. In the second phase of the project, running from 2005 to 2007, EUR 3 600 000 were allocated for biodiversity issues.

Integration of biodiversity considerations into development programmes and projects impacts on biodiversity (Action B7.2.2 & 7.2.5):

The integration of environmental considerations in all development co-operation activities is one of the main policy objectives of the Department for International Development Co-operation of the Ministry for Foreign Affairs of Finland. The requirement of environmental impact assessment has been incorporated into the new "Guidelines for Programme Design, Monitoring and Evaluation" (1997). More detailed guidance is provided in the "Guidelines for Environmental Impact Assessment in Development Assistance" (1989). Environmental assessment guidelines of other donor agencies are also actively utilised.

It remains unclear to what extent those guidelines are mandatory and to what extent biodiversity considerations have been integrated.

8. To substantially reduce the impact of international trade on global biodiversity and ecosystem services.

According to the number of CITES certificates, Finland enjoys a low level of trade in CITES species. No denied permit applications were reported. 45 seizures took place in 2005-06, while no figures are available from the previous reporting period. Building national capacity for CITES implementation focused on the provision of technical equipment including computers, advice given to the Management Authority, enforcement authorities, traders and the public, and training for enforcement authorities. Finland provided financial assistance for developing country party participation in CITES COPs, and paid their annual contribution to the CITES Trust Funds.

C. POLICY AREA 3: BIODIVERSITY AND CLIMATE CHANGE

9. To support biodiversity adaptation to climate change.

Progress on Kyoto targets (C9.1.1):

In 2005 greenhouse gas emissions were 69.3 million tonnes or 2.6 % less than in the base year. Projected emissions for 2010 are 19.6 % above base-levels and therefore Finland would not meet its Kyoto target of stabilising greenhouse gas emissions at the base year level (i.e. 0 % change). If Kyoto mechanisms are included then an equivalent decline of -3.4 % against base levels may be achieved.

Adaptation measures to increase biodiversity resilience to climate change (C9.4.1 & 9.4.3):

Finland has adopted targets to increase the resilience of biodiversity to climate change, in accordance with CBD goals. It produced a National Strategy for Adaptation to Climate Change at the end of 2004. Strategies and actions plans have also been developed for different sectors where impacts of climate change and biodiversity have been taken into consideration or recognized (e.g. various forest strategies).

D. POLICY AREA 4: THE KNOWLEDGE BASE

10. To substantially strengthen the knowledge base for conservation and sustainable use of biodiversity, in the EU and globally.

National research programmes (D10.1):

There are dedicated national programmes supporting biodiversity research in Finland.

The Finnish Inventory Programme for the Underwater Marine Environment (VELMU) collects data on the diversity of underwater marine biotopes and species in order to add to the knowledge of the marine environment. The inventories are being conducted in the Archipelago Sea, the Quark area, the Gulf of Finland, the Bothnian Bay and the Bothnian Sea from 2004-2014.

The METSO Forest Biodiversity Programme for Southern Finland aims to effectively combine the conservation of biodiversity with the commercial use of forests. A new METSO Programme for the period 2008-2016 was approved by the Government on 27.3.2008, and will be co-ordinated by the Ministry of the Environment and the Ministry of Agriculture and Forestry.

Two of the research programmes under the METSO pilot phase (2002-2007) are MOSSE and PUTTE. MOSSE was a Biodiversity and Monitoring Programme that took place from 2003 to 2006 to investigate the biodiversity of forest, agricultural and aquatic environments. Research topics covered ecology, economics and social dimensions of biodiversity issues in Finland. The Research Programme of Deficiently Known and Threatened Forest Species 2003-2007 (PUTTE) purpose was to provide new information on endangered and deficiently known forest species, and make the information usable in land use planning.

Research Programme for Biodiversity (LTO) produces knowledge basis for implementation and follow-up of EU's objectives in halting biodiversity loss by 2010. Programme supports the implementation of the national action plan for biodiversity (2007-2016). Programme has four themes: biodiversity in agricultural landscapes, conservation biology of forests, biodiversity of inland water bodies and the effects of climate change on biodiversity. Also microbial diversity is studied.

The Luomus Project aims at enhancing the use of biodiversity data in scientific analysis, environmental protection, ecological impact studies and a variety of other uses, including biodiversity monitoring and species abundance and distribution analysis. The project is functioning under the Finnish Museum of Natural History.

There is a Clearinghouse Mechanism for Biological Diversity in Finland. LUMONET is an Internet-based biodiversity information system maintained by the Finnish Environment Institute (SYKE).

E. THE FOUR KEY SUPPORTING MEASURES

1. Ensuring adequate financing

Overall use of Community funds for biodiversity:

Finnish RDP 2000 - 2006

The Finnish Rural Development Programme for the period 2000-2006 came at a total public cost of EUR 5 008 330 000, of which EUR 2 061 440 000 were funded by the European Agricultural Guidance and Guarantee Fund, Guarantee Section (EAGGF/Guarantee).

Potential Biodiversity-related activities under the 2000-2006 RDP

Measure	Total Cost (EUR)	EU Contribution (EUR)
Compensation payments	2 958 690 000	974 850 000
Agri-environmental measures	1 660 890 000	928 450 000
	Total EU contribution	1 903 300 000

Finnish RDP 2007-2013

The estimated allocation to nature and biodiversity spending from national/sub national budget is EUR 13 123 000 per year. This amount is broken into:

- Enhancing of biological and landscape diversity (priority Natura 2000): EUR 4 000 000/y
- Management of traditional biotopes: EUR 8 000 000 /y
- Management of multifunctional wetlands: EUR 120 000/y
- Raising local breeds: EUR 1 000 000/y
- Cultivation of local crops: EUR 3 000/y

Additional, there are EUR 4 100 000/y of nationally financed environment payments for forestry outside the programme.

From this, part is paid by the funding granted from the EAFRD (in EUR)

Year	2007	2008	2009	2010	2011	2012	2013
EAFRD funding	332 305 211	313 486 598	289 928 225	293 876 490	285 371 529	278 150 871	269 334 407

Fisheries

The total amount of money on Finland's sustainable fisheries from EFF and national contributions for the period 2007 – 2013 are as follows:

Priority axis 1: measures for the adaptation of the Community fishing fleet: EUR 17 100 000 (10.4 % of overall EFF budget) allocated in:

- Investments on board fishing vessels and selectivity (Article 25): EUR 4 000 000 (2.4 % of overall EFF budget)

- Small-scale coastal fishing (Article 26): EUR 8 000 000 (4.9 % of overall EFF budget)

Priority Axis 2: Aquaculture, inland fishing, process & marketing of fisheries and aquaculture products: EUR 99 100 000 (60.3 % of overall EFF budget) allocated in

- Aqua-environmental measures Aquaculture total EUR 35 100 000 (21.4 % of overall EFF budget)

- Inland fishing (Article 33) EUR 9 000 000 (5.4 % of overall EFF budget)

Priority Axis 3: Measures of common interest: EUR 36 200 000 (22.0 % of overall EFF budget) allocated in:

(1) Measures intended to protect and develop aquatic fauna and flora (Article 38): EUR 1 000 000 (0.6 % of overall EFF budget)

(2) Pilot projects (Article 41): EUR 7 500 000 (4.6 % of overall EFF budget)

At present the Finnish Government has confirmed only the financing in the Axis 1, 2 and 3 level. The second level of the allocation is based in the first estimates and describes the situation in the former structural program (2001-2006). Figures in axis 2 illustrate the total costs per measure of the program, because it is not yet possible to specify division by article-basis (i.e. to particular nature and biodiversity related activities). All the figures are total costs/year (including private, national/state and EU co-financing). The Åland Islands (autonomous area) proportion is approximately 7.8 % of the total costs, but the proportions of the segments can differ from the mainland.

The EU's Financial Framework for the year 2007-2013 was EUR 864.4 billion, corresponding to 1.048 % of the EU's gross national income (GNI). In order to establish if biodiversity financing is adequate the national GNI has been compared to spending for Natura 2000, which should exceed 1 % in order to be adequate.

Finland's GNI (at current prices, in millions) was EUR 45987.0 for the year 2007. Spending for Natura2000 is estimated at EUR 5320 millions per year, which indicates an adequate financing.

2. Strengthening EU decision-making

Plans and follow-up to UN Millennium Ecosystem Assessment (E2.1):

There are no plans to follow up the UN Millennium Ecosystem Assessment.

Alignment of national biodiversity strategies with EU (E2.2):

On 21st December 2006 the Finnish Government made the Decision-in-Principle on the National Strategy for the Conservation and Sustainable Use of Biodiversity 2006-2016. One of the major objectives of this strategy is to halt the decline in biodiversity in Finland by 2010.

Another major objective of the National Strategy is 'intensifying sectoral responsibility' so that each sector takes responsibility for reducing potential harmful impacts on the natural environment. The National Strategy states that, "The objectives of the conservation and sustainable use of biodiversity must be adopted as key principles in all administrative sectors. This involves the incorporation of these issues into strategic sectoral planning."

Effective integration of Natura 2000, Rural development, river basin management and other territorial plans and programmes in support for biodiversity (E2.5):

The National Strategy and Action Plan for the Conservation and Sustainable Use of Biodiversity in Finland 2006-2016 successfully integrates considerations of impacts on biodiversity within reference to Natura 2000, rural development, river basin management and other territorial plans.

The National Strategy and Action Plan states that, 'Principles of sustainable use that consider natural ecosystems have been applied in several projects in Finland. The best known example of this approach is probably the natural resource plans drawn up for state owned commercially managed forests. Sustainable use principles are also applied in the multi-objective forest planning for privately owned forest, and in local agricultural development projects seeking to increase organic production or maintain heritage landscapes. Implementation of the EU Water Framework Directive is currently being organised in Finland building on the concepts of river basin districts and river basins as coherent entities as intended in the ecosystem approach.'

A project is currently underway to develop indicators for the biological diversity of Finland. Once completed the collection will enable making holistic assessments of the development species and ecosystems in Finland and act as a central resource for various policy evaluations. Indicator development is carried out as a joint project between research organisations involved in biodiversity in Finland and it is coordinated by the Finnish Environment Institute (SYKE). The biodiversity indicator collection and associated Internet site as well as the indicator-based evaluation of the state of Finland's biodiversity are both outputs of the project expected some time in 2008.

3. Building partnerships

National partnerships for biodiversity including private sector involvement (E3.1):

There are a couple of initiatives aimed at creating partnerships for biodiversity. The intensification of agricultural practices has caused a large-scale decline in farmland biodiversity in Finland. Since joining the EU in 1995, the common agricultural policy (CAP) of the EU has provided an essential means to stop and reverse this trend. It is implemented through the agri-environment support scheme, which offers the Finnish farmers a chance to apply for financial compensation for their actions that benefit the environment. The Finnish agri-environment support scheme includes several obligatory and optional support measures. Most of these are aimed to reduce nutrient run-off from farms, while some are targeted to enhance biodiversity.

The METSO Forest Biodiversity Programme for Southern Finland aims to effectively combine the conservation of biodiversity with the commercial use of forests. The programme's measures include innovative voluntary conservation schemes applied in privately owned forests. A new METSO Programme for the period 2008-2016 was approved by the Government on 27.3.2008, and will be co-ordinated by the Ministry of the Environment and the Ministry of Agriculture and Forestry.

An initial meeting with NGOs and key business sectors and their associations will be organized by the Ministry of the Environment in 2008 to promote the Business & Biodiversity initiative.

4. Building public education, awareness and participation

National/Sub-national public awareness campaigns/initiatives (E4.1):

Based on the ECNC report on Flash Eurobarometer, Finland has a higher number of people familiar with the term biodiversity than the EU-27 average. Of Finnish respondents, only 29 % had not heard of biodiversity compared with the 35 % average across the EU-27. Of the 71 % of Finnish respondents who had heard of the term biodiversity, 33 % knew what it meant. 39 % of respondents from Finland felt that they were well informed about biodiversity loss and a further 6 % felt very well informed. Finnish respondents also had a high awareness of the Natura 2000 network, especially compared with the EU-27 average. Only 20 % of Finnish respondents had not heard of Natura 2000, compared with the EU-27 average of 80 %. The proportion of respondents from Finland who felt that they made personal efforts to protect biodiversity was 70 %.

Finland has included the following Measures for Improving Communication and Public Awareness in the Strategy and Action Plan for Sustainable Use of Biodiversity 2006-2016: Ministries and other interest groups will work together to prepare and initiate a communications programme to improve the public awareness and social acceptability of the conservation of biodiversity and the sustainable use of natural resources; and Information materials and guidebooks will be prepared and published specifically for various user groups on the conservation, management and sustainable use of biodiversity. Opportunities will be investigated for increasing the production of high standard Finnish nature documentary films and videos.

F. MONITORING

A new project 'developing a biodiversity indicator collection for Finland' is currently underway, as part of the new Finnish NBSAP. The project is largely based on existing data and previously published indicators. In addition to some commonly used variables (number of red-listed species, extent of protected areas) the project focuses on developing indicators that are based on the annual monitoring schemes of some well-known species groups such as birds and butterflies. More than 60 biodiversity monitoring projects are currently underway, many based on long-term ongoing monitoring programmes, which focus particularly on a wide range of species as well as on the National Forest Inventory.

DATA SOURCES

A1. To safeguard the EU's most important habitats and species:

www.hatikka.fi

<http://www.fmnh.helsinki.fi/english/zoology/vertebrates/info/birds/86landbirds.htm>

<http://www.environment.fi/default.asp?node=8570&lan=en>

<http://ec.europa.eu/environment/life/countries/index.htm>

http://themes.eea.europa.eu/IMS/IMS/ISpecs/ISpecification20041007131611/IAssessment1175086782375/view_content

MS questionnaire

A2. To conserve and restore biodiversity and ecosystem services in the wider EU countryside

A2.1.1, 2.1.2 & 2.1.8

Published National Rural Development Programmes (IEEP database 2008)

European Commission unpublished data (2008)

Rural Development Programme for Mainland Finland 2007-2013, Ministry of Agriculture and Forestry, 17.7.2007

http://www.mmm.fi/attachments/5guynGgYN/5paOIhQwF/Files/CurrentFile/RDP_2007-2013_Finland.pdf

A2.1.11

Third National Report to the CBD

<http://www.cbd.int/doc/world/lt/lt-nr-03-en.doc>

A2.1.4 & 2.1.10

Alliance Environment (2007). Evaluation of the application of cross compliance as foreseen under Regulation 1782/2003. Part I: Descriptive Report - 26/07/2007. Report to the European Commission.

A2.1.5

MS questionnaire

A2.2.1

<http://www.ymparisto.fi/default.asp?node=6045&lan=en>

A2.3.1

WFD Scoreboard http://ec.europa.eu/environment/water/water-framework/transp_rep/scoreboard_en.htm

A2.4.2 & 2.4.3

Finland NEC Directive submission (04 Dec 2007)

<http://cdr.eionet.europa.eu/fi/eu/nec/envr1whuq>

NEC Directive National Programmes

http://ec.europa.eu/environment/air/nationalprogr_dir200181.htm

http://www.un.org/esa/sustdev/csd/casestudies/a5_1_finland.pdf

MS reporting to NEC Directive

http://ec.europa.eu/environment/air/implem_nec_directive.htm

A3. To conserve and restore biodiversity and ecosystem services in the wider EU marine environment

A3.1a

<http://www.ymparisto.fi/download.asp?contentid=53579&lan=en>

<http://www.ymparisto.fi/download.asp?contentid=53579&lan=en>

Article 17 National Summary

http://www.helcom.fi/BSAP/en_GB/intro/

<http://www.ospar.org/eng/html/welcome.html>

A3.1b

http://ec.europa.eu/environment/iczm/evaluation/iczm_national_reporting_finland.htm

A3.2

http://ec.europa.eu/water/water-bathing/report_2007.html

http://ec.europa.eu/water/water-bathing/report2007/fi_comments.pdf

http://ec.europa.eu/environment/water/water-bathing/report2008/en_summary.pdf

A3.3

http://www.mmm.fi/attachments/5fKUe12Gd/5nJ1HdQD2/Files/CurrentFile/81b_5-2006_fisheries_strategy.pdf

A3.4

http://ec.europa.eu/fisheries/cfp/structural_measures/op/finland_fi_sv_01.pdf

A3.5a

http://www.cfb.ie/salmonid_workshop/timo_yrana.htm

<http://www.bsrac.org/archive/Dokumenter/Recommendations/2007/RecommendationSalmon010307.pdf>

[http://www.bsrac.org/archive/Dokumenter/Recommendations/2007/Response %20Letter %20A %205290_Johansson.pdf](http://www.bsrac.org/archive/Dokumenter/Recommendations/2007/Response%20Letter%20A%205290_Johansson.pdf)

A3.5b

<http://ec.europa.eu/fisheries/fleetstatistics/index.cfm?lng=en>

http://ec.europa.eu/fisheries/cfp/structural_measures/op/finland_fi_sv_01.pdf

A3.6

http://www.mmm.fi/attachments/5IPRusizK/5sxiKHp2V/Files/CurrentFile/4b_Hylkeen_enkku_nettiin.pdf

http://www.service-board.de/ascobans_neu/files/ac15-41.pdf

http://www.service-board.de/ascobans_neu/files/mop5-final-9.pdf

<http://www.ymparisto.fi/download.asp?contentid=75624&lan=en>

<http://www.metsa.fi/page.asp?Section=3166>

http://www.wwf.fi/english/finland/lesser_white_fronted/

<http://www.ymparisto.fi/default.asp?contentid=216480&lan=EN>

<http://www.environment.fi/default.asp?node=14055&lan=en>

A3.7

http://ec.europa.eu/fisheries/cfp/structural_measures/op/finland_fi_sv_01.pdf

A4. To reinforce compatibility of regional and territorial development with biodiversity in the EU

Infoview Data (DG Regio)

LIFE+ 2007 Call for Proposals – DG Environment

LIFE expenditure 2000-2006 – DG Environment

A5. To substantially reduce the impact on EU biodiversity of invasive alien species and alien genotypes

A5.1.2

MS questionnaire

Miller, C., Kettunen, M. & Shine, C. 2006. Scope options for EU action on invasive alien species (IAS) Final report for the European Commission. Institute for European Environmental Policy (IEEP), Brussels, Belgium.

http://www.nobanis.org/Regulations_FL.asp

A5.1.2 & 5.1.3

National Report on the Cartagena Protocol on Biosafety

<http://www.cbd.int/biosafety/parties/reports.shtml?report=NR-CPB-01>

Biosafety Clearing House

<http://bch.cbd.int/>

European Commission Report on the Implementation of National Measures on the Coexistence of Genetically Modified Crops with Conventional and Organic Farming

http://ec.europa.eu/agriculture/coexistence/index_en.htm

http://www.gmo-compass.org/eng/news/country_reports/

National legislation

<http://www.geenitekniiikanlautakunta.fi/>

B6: To substantially strengthen effectiveness of international governance for biodiversity and ecosystem services

<http://www.cbd.int/reports/search.shtml>

<http://www.environment.fi/default.asp?contentid=253390&lan=en&clan=en>

<http://www.cbd.int/doc/world/fi/fi-nr-03-en.pdf>

<http://www.cbd.int/convention/parties/contributions.shtml?tab=2&yr=2007>

http://www.ramsar.org/res/key_res_ix_12_e.htm

http://www.cms.int/bodies/StC/32_stc_meeting/French/Doc_09_Fonds_Affectation_avec_Annexes.pdf

http://www.unep-aewa.org/meetings/en/stc_meetings/stc4docs/pdf/stc4_9_income_expenditures.pdf

<http://whc.unesco.org/en/sessions/31COM/documents/>

http://www.unep.org/rmu/en/Financing_of_UNEP/Environment_Fund/Table_2007/index.asp

B7. To substantially strengthen support for biodiversity and ecosystem services in EU external assistance

B7.1.3 & 7.1.6:

http://www.oecd.org/document/17/0,3343,en_2649_34603_33887057_1_1_1_1,00.html

http://www.ada.gov.at/up-media/2766_distribution_by_sectors.pdf

http://www.oecd.org/document/13/0,3343,en_2649_34603_2997837_1_1_1_1,00.html

<http://www.formin.fi/public/default.aspx?nodeid=32143&contentlan=2&culture=en-US>

<http://www.formin.fi/public/default.aspx?nodeid=32143&contentlan=2&culture=en-US#protection>

<http://formin.finland.fi/public/default.aspx?contentid=92483>

B7.2.2 & 7.2.5:

<http://www.acdi-cida.gc.ca/CIDAWEB/acdicida.nsf/En/REN-218131217-PEH>

B8. To substantially reduce the impact of international trade on global biodiversity and ecosystem services

Data Sources:

<http://www.cites.org/eng/resources/reports/biennial.shtml>

<http://www.cites.org/eng/cop/14/doc/E14-07-1.pdf>

C9: To support biodiversity adaptation to climate change

C9.1.1

EC (2007) Communication from the Commission. Progress towards achieving the Kyoto objectives.

http://ec.europa.eu/environment/climat/gge_progress.htm

C9.4.1 & 9.4.3

Third National Report to the Convention on Biological Diversity

<http://www.cbd.int/doc/world/fi/fi-nr-03-en.doc>

D10. To substantially strengthen the knowledge base for conservation and sustainable use of biodiversity, in the EU and globally

D10.1

<http://www.luomus.fi/>

<http://www.ymparisto.fi/default.asp?node=14055&lan=en>

<http://www.ymparisto.fi/default.asp?contentid=228996&lan=FI&clan=en>

<http://wwwb.mmm.fi/metso/international/index.html>

http://wwwb.mmm.fi/metso/international/ESITE_METSO_n_tuloksista_ENGweb.pdf

www.environment.fi/lumonet

<http://www.environment.fi/default.asp?node=9817&lan=en>

E1. Ensuring adequate financing

MS Questionnaire

Eurostat

Final Report on Financing Natura 2000

EU's Financial Framework for the year 2007-2013

Rural Development Programme for Mainland Finland 2007–2013

http://ec.europa.eu/environment/life/countries/documents/finland_en_may06.pdf

http://ec.europa.eu/agriculture/rur/countries/fi/hori/fiche_en.pdf

E2. Strengthening EU decision-making

E2.1

MS Questionnaire

E2.2

<http://www.ymparisto.fi/download.asp?contentid=75624&lan=en>

E2.5

<http://www.ymparisto.fi/download.asp?contentid=75624&lan=en>

<http://www.ymparisto.fi/default.asp?contentid=228447&lan=EN>

E3. Building partnerships

E3.1

MS Questionnaire

<http://www.ymparisto.fi/default.asp?contentid=198676&lan=en>

<http://wwwb.mmm.fi/metso/international/>

E4. Building public education, awareness and participation

E4.1

http://ec.europa.eu/public_opinion/flash/fl_219_en.pdf

<http://www.ymparisto.fi/download.asp?contentid=75624&lan=en>

F1-4. Monitoring, evaluation and review

<http://www.environment.fi/default.asp?contentid=228447&lan=EN>

<http://www.cbd.int/doc/world/fi/fi-nr-03-en.pdf>

<http://eumon.ckff.si/>

<http://www.environment.fi/download.asp?contentid=75624&lan=en>

FRANCE

Competent authority(ies) for nature & biodiversity:

Ministère de l'Écologie, de l'Énergie, du Développement durable et de l'Aménagement du territoire (MEEDDAT) <http://www.developpement-durable.gouv.fr/>

Most recent national/subnational biodiversity strategy/action plan:

Stratégie nationale pour la biodiversité

<http://www.environnement.gouv.fr/IMG/pdf/snb.pdf>

Latest review of the implementation of biodiversity strategy/action plan:

Stratégie nationale pour la biodiversité : rapport d'activité 2006

<http://www.ecologie.gouv.fr/IMG/pdf/SNB-rapport-activite-2006.pdf>

Alignment with EU biodiversity plan:

Alignment with EU 2010 Biodiversity Indicators (SEBI 2010):

Yes. France has developed a detailed set of biodiversity indicators for Metropolitan and Overseas France, which is closely related to and covers almost all aspects of the set of CBD focal areas and of the corresponding SEBI 2010 indicators.

Key sources of official nature & biodiversity information used for evaluation:

- See data sources at end of this document

SUMMARY OF PROGRESS IN DELIVERY OF OBJECTIVES OF EU BIODIVERSITY ACTION PLAN

A. POLICY AREA 1: BIODIVERSITY IN THE EU

1. To safeguard the EU's most important habitats and species.

Natura 2000 sites (terrestrial and marine) (A1.1, A 1.2 & A.1.3)

	<i>Number of sites</i>	<i>Area (km²)</i>
Total SCIs/SACs (Habitats Directive)	1334	52 174
SCIs/SACs with marine component (Habitats Directive)	94	5 688
Total SPAs (Birds Directive)	371	46 194
SPAs with marine component (Birds Directive)	62	3 260

Number of SCIs and SACs - Natura 2000 Barometer – June 2008 (Source: European Topic Centre on Biological Diversity based on data supplied by Member State)

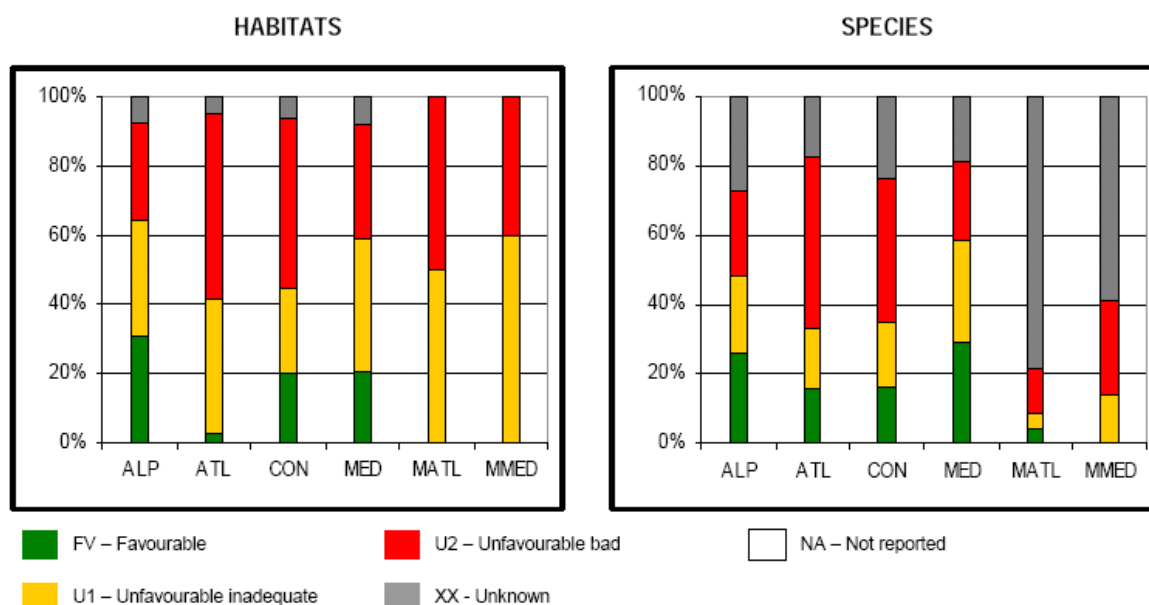
France was considered, by June 2008, to have achieved a level of sufficiency of 90.7 % for site selection for species and habitat types under Habitats Directive, in its territory. A total of 533 Natura 2000 sites have completed/agreed management plans with a further 802 in development.

According to the EC LIFE Programme/Database, under the LIFE Nature programme, there was a total of 28 projects in France with an EC contribution of EUR 26 262 891, during the period 2000-2006.

In the year 2007, according to the indicative national allocations, France was allocated EUR 23 654 148 from LIFE+ funds.

Conservation status assessment (A.1.2)

Under the Habitats Directive France has four biogeographical regions (alpine, atlantic, continental, mediterranean). The results of the first conservation status assessment for species and habitats of community interest are as follows:



Region / Conclusion	HABITATS					SPECIES				
	FV	U1	U2	XX	NA	FV	U1	U2	XX	NA
Alpine	31	33	28	8		26	22	25	27	
Atlantic	3	39	53	5		16	17	50	17	
Continental	20	25	49	6		17	18	42	23	
Mediterranean	21	38	33	8		29	29	23	19	
Marine Atlantic		50	50			4	4	13	79	
Marine Mediterranean		60	40				14	27	59	
Member State	18	35	40	7		21	21	33	25	

*The conservation status categories: FV = favourable, U1 = unfavourable-inadequate, U2 = unfavourable-bad, XX = unknown, NA = no evaluation given by MS

Overall assessment of conservation status by biogeographical region (Analysis by the European Topic centre on Biological Diversity based on data supplied by Member State)

Red Data Book/Lists, National/Subnational Atlases, Action Plans (A.1.3)

Red Lists for metropolitan France are available for the following: Mammals, Birds, Amphibians, Reptiles, Fish and Vascular Plants. In preparation are Red Lists for the same geographical area on the following: Mammals, Birds, Amphibians, Reptiles, Fish, Dragonflies, Butterflies, Beetles, Shellfish, Molluscs, Vascular Plants and Mosses. National/subnational atlases are available for: Mammals, Birds (both breeding and wintering), Amphibians, Reptiles, Fish, Beetles and Orthoptera. National/subnational atlases are also in preparation for: Amphibians, Reptiles, Dragonflies and Orchids.

Ex-situ conservation is referred to in the NBSAP as submitted to the CBD Secretariat.

Common bird monitoring (A.1.3)

Common bird monitoring is carried out through the National Natural History Museum. The results and trend indicators are available online.

Connectivity of sites (A.1.3)

Spatial information on Natural sites and ecological connectivity tools can be found on websites (in French).

2. To conserve and restore biodiversity and ecosystem services in the wider EU countryside.

Rural Development Programmes (A2.1.1, 2.1.2 & 2.1.8):

According to information supplied by the French authorities, France has allocated a small proportion of its RDP budget to biodiversity. According to its Rural Development Programme for 2007-2013 only 15.1 % of the budget is allocated for agri-environment measures (amounting to EUR 1 641 600 000). There are no allocations for Natura sites or other specific biodiversity measures.

There are some small allocations for afforestation of agricultural and non-agricultural land (each <.01 % of the EAFRD budget). These are also unlikely to have major biodiversity benefits. There are no RDP measures for forest management for biodiversity.

Agricultural genetic diversity (A2.1.11):

France has developed national targets for the conservation of genetic diversity that are in accordance with those of the CBD. Actions to maintain threatened plant varieties and breeds of domestic animal have been taken since the 1990s. Such measures include the promotion of quality products, which often use local varieties, such as through the *Appellation d'Origine Contrôlée* and *Indication géographique d'origine* certification schemes.

There are also agri-environment measures aimed at conserving threatened breeds.

Agricultural cross-compliance measures (A2.1.4 & 2.1.10):

France has incorporated a number of GAEC Minimum Level of Maintenance measures that may provide significant biodiversity conservation benefits. These include rules for the maintenance of pasture, with locally defined criteria based on stocking densities, or an obligation to graze or mow. There are also measures to maintain cultivated crop diversity.

However, there are no measures to maintain important landscape features.

Afforestation / deforestation policies and biodiversity (A2.1.5):

Afforestation schemes and projects are not subject to SEA or EIA procedures; however, relevant guidance documents are available for public forests.

Deforestation proposals of more than 10 ha are subject to planning regulations and EIAs.

Soil protection and biodiversity (A2.2.1):

No systematic evaluation of soil biodiversity loss has been carried out in France (except for an inventory in Brittany) and it is not expected that soil biodiversity indicators will be developed by 2010. However, there are soil biodiversity programmes in place, such as the soil quality measure network (Réseau de Mesure de la Qualité des Sols – RMQS). Risks are taken into account within the national strategy of soil quality evaluation in the framework of the RMQS programme. Risks to soil biodiversity loss are considered within subnational plans such as through agri-environment measures or in regional erosion prevention programmes.

Research is also being undertaken to select appropriate indicators and to identify biodiversity losses (though it is not anticipated that this will include the identification of areas at risk). Such projects include the National Programme for the Definition of Soil Bioindicators, the

Assessment of Soil Biodiversity in Brittany and the Assessment of Microbial Diversity of French Soils collected by the French Soil Monitoring Network (RMQS) and the European research project Envasso (Environmental Assessment of Soil for Monitoring).

Measures to improve the ecological status of freshwaters (A2.3.1):

France has completed all the legal transposition and the implementation elements of the Water Framework Directive 2000/60/EC (WFD) which have deadlines during 2004, 2005 and 2007. These include the production of a River Basin District Report and River Basin Analysis report and Monitoring Network Report.

Measures to reduce air pollution impacts on biodiversity (A2.4.2 & 2.4.3):

France's main policies and measures for achieving air quality improvements and EU obligations are set out in the National Programme on the Reduction of Emissions from Air Pollutants. The most recent version of the Strategy was published in March 2006 (Ministère de l'Écologie, de l'Énergie, du Développement durable et de l'Aménagement du territoire).

According to France's 2006 National Programme Report under the NEC Directive, 2010 emission ceiling targets for SO_x, NMVOC and NH₃ are likely to be can be attained with existing air pollution control measures. However, the NO_x targets are unlikely to be met. Projected 2010 emissions are expected to be 19 % lower than 2006 emissions, but 36 % greater than the NECD ceiling.

3. To conserve and restore biodiversity and ecosystem services in the wider EU marine environment.

Good marine ecological status (A3.1a):

The French National Strategy for Biodiversity was developed in 2004, and in relation to this a specific Marine Action Plan was published in 2005. The marine action plan for biodiversity includes actions to incorporate biodiversity issues in national, European and international policies and plans. France is a contracting party of the OSPAR convention, and as such follows the Strategies drafted, including 'Biological Diversity and Ecosystems' with the objective to protect and conserve the ecosystems and the biological diversity of the maritime area which are, or could be, affected as a result of human activities, and to restore, where practicable, marine areas which have been adversely affected, in accordance with the provisions of the Convention, including Annex V and Appendix 3. In addition, France is also a contracting party to the Barcelona Convention and therefore has responsibilities under the Mediterranean Action Plan and the Strategic Action Plan for Protection of Biological Diversity in the Mediterranean Region (SAP BIO).

The Article 17 National Summary for France indicates that 55 % of marine (Atlantic and Mediterranean) habitats covered under the EU Habitats Directive have an 'unfavourable-inadequate' status and a further 45 % have an 'unfavourable-bad' status.

Integrated coastal zone management (ICZM) (A.3.1.b):

A National Report on the Implementation of the EU ICZM Recommendation in France was officially submitted to the European Commission on 28 April 2006. An overall strategy for ICZM is included within the National marine Plan of Action. This mentions that France will develop: ICZM actions; new coastal policies based on ICZM principles; and indicators in line with marine and coastal biodiversity indicators. Good examples of creating new coordinative mechanisms involving various stakeholders horizontally and vertically was reported for

France in the final report “Evaluation of Integrated Coastal Zone Management (ICZM) in Europe” in 2006. It is also stated that France intended to start implementing ICZM activities in 2006 by establishing a National Council for the Coast with the responsibility for integrated coastal management. This is considered to be an excellent example of how to approach ICZM implementation.

Pollution: Bathing water quality (A3.2)

France has a specific website dedicated to bathing waters: <http://baignades.sante.gouv.fr/> where the public can access reports and real-time information on bathing water. According to the EU Bathing Waters report, for the 2007 season, 95.7 % of coastal bathing waters reached the minimum standard and 77.7 % reached the guideline standard.

Ecosystem approaches in Fisheries management measures (A3.3):

France has a plan for the future of fisheries published in 2006, but this does not specifically mention the ecosystem based approach to management. However it does suggest an integrated approach combining objectives related to resources, energy and value-added. The Marine Action plan indicates the need to adapt the objectives of the Regional Fisheries Organisations to integrate the protection of biodiversity.

Community and National Financing under European Fisheries Funds (EFF) (A3.4):

The France EFF Operational Programme has been approved and one objective in each of the first three priority axes covers environmental issues. Axis 1 accounts for 20 % (EUR 46 789 625) of the allocated funds and have environmentally friendly measures included the increased selectivity of fishing methods. Axis 2 accounts for 24 % (EUR 58 617 228) and includes the reduction of environmental impact of aquaculture production. Axis 3 accounts for 42 % (EUR 100 089 353) include an objective dedicated to the protection and enhancement of marine biodiversity which includes the identification of marine protected areas. Axis 4 accounts for 14 % (EUR 33 948 468) and does not include any environmentally friendly measures.

Restoration programmes for diadromous species (A3.5.a):

France’s Marine Action Plan has a section on Marine species and within this indicates that it is necessary to develop restoration plans for threatened species such as turtles, cetaceans and sturgeons. Sturgeon (*Acipenser sturio*) has been fully protected in France since 1982 and a major restoration programme was launched in 1994 under a LIFE-Nature Project.

Fishing Capacity-Decommissioning (3.5.b):

There are no published details on national decommissioning plans, but the figures available from DG FISH illustrate that there has been a slight reduction in fishing capacity since 1999. The number of vessels has reduced to 7 682 from 8 303, and the fishing power (kW) has reduced marginally from 1 111 282 to 1 054 878kW.

The Annual Report from the Commission in 2007 on efforts taken by Member States to achieve a sustainable fishing capacity stated that: “The capacity of the French continental fleet was further reduced by approximately 2 % in terms of both tonnage and engine power, as in 2005. Management measures, such as TAC and quotas have been taken during the year at different international or national levels. The reduction in fleet capacity with public aid during 2006 totalled 85 vessels and 6 162 GT, mainly as a consequence of measures to reduce fishing effort for cod, hake and sole. The trawler fleet operating in Mediterranean waters has been reduced by 21 vessels or 1 800 GT, but it is not clear if this was the result of measures to

reduce fishing effort.”

Action plans and conservation status for marine species and habitats (A3.6):

France’s Marine Action Plan has a section on Marine species and within this indicates that it is necessary to develop restoration plans for threatened species such as turtles, cetaceans and sturgeons (for the formers and the latter, the plans are being launched). There is a conservation plan approved by the National Nature Conservation Council (CNPN) for Ospreys (*Pandion haliaetus*).

Additionally, France is a Contracting Party to the Barcelona Convention. Within the Context of the Mediterranean Action Plan, the parties have adopted Action Plans for Mediterranean species of marine turtles, monk seal, cetaceans (especially bottlenose dolphin), seabirds (such as Audouin’s gull), cartilaginous fishes (such as the great white shark), and marine plants. These Action Plans contain objectives relating to the elaboration and setting up monitoring programmes and monitoring networks for the species in question.

The following species and habitats are also monitored: Shag populations; Waterbirds (e.g. waters, herons, waterfowl, bitterns; commercial fishes and seafood; sea mammals; Seagrass monitoring in the Mediterranean, and others.

Aquaculture planning and biodiversity (A3.7):

Under priority Axis 2 of France’s Fisheries Operational programme, one objective is to development methods of aquaculture that maintain water quality and promote the protection of biodiversity.

4. To reinforce compatibility of regional and territorial development with biodiversity in the EU.

Biodiversity spending under Cohesion and structural funds:

Under the Cohesion and structural funds, for the period 2007-2013, expenditures foreseen by France for Biodiversity & nature protection, amount to EUR 175 000 000. Other relevant areas where Cohesion and structural funds will be allocated are Promotion of Natural Assets (EUR 49 000 000) and Natural Heritage (EUR 103 000 000).

5. To substantially reduce the impact on EU biodiversity of invasive alien species and alien genotypes.

Strategies to reduce impacts from invasive alien species (A5.1.2):

Although there is no overarching IAS legislation in place, France has regulations exist concerning IAS trade issues and intentional introductions. The Ministry of Ecology, Sustainable Development and Spatial Planning (MEDAD) is also about to develop measures for IAS within biodiversity action plans. IAS are dealt with as part of the Natural Heritage Plan of the French strategy for biodiversity as well as within hunting and wild fauna programmes. Furthermore, following the ‘Grenelle de l’ environment’ meetings, the French government launches a biodiversity programme dealing with invasive alien species.

Biosafety measures to reduce impacts from alien genotypes (A5.1.2 & 5.1.3):

France has implemented the Cartagena Protocol on Biosafety. It has also adopted/implemented relevant legislation based on EU provisions for GMOs. In the framework of France’s Environmental Code, several regulations are in place in relation to the

deliberate release of GMOs (e.g. plants, animals, phytopharmaceutical products). However, in 2004 and 2007 the EU Court of Justice ruled that France had not transposed the EU Directive on the deliberate release (2001/18 EEC) into the environment of genetically modified organisms.

B. POLICY AREA 2: THE EU AND GLOBAL BIODIVERSITY

6. To substantially strengthen effectiveness of international governance for biodiversity and ecosystem services.

France's National Biodiversity Strategy and Action Plan dates from 2004. The Third National Report to the CBD was submitted in 2006, while, according to the information on the CBD website, no thematic reports have been provided. Annual funding for national biodiversity amounted to EUR 900 000 000 in 2002. Funds provided for biodiversity in developing countries arise to EUR 59 000 000 annually. France has paid its contribution to CBD, Ramsar, CMS, AEWa and the UNEP Environment Fund. The contribution to the World Heritage Convention is not available from the WHC documentation, but the latter states that in addition to the regular contribution a substantial voluntary contribution was made.

7. To substantially strengthen support for biodiversity and ecosystem services in EU external assistance.

Funds allocated for biodiversity projects and programmes in developing countries (B7.1.3) and Members State's Overseas Countries and Territories (B7.1.6):

The Ministry of Foreign Affairs (MAE) and the Ministry of Economic Affairs, Finance and Industry (MINEFI) have joint responsibility for the strategic management of ODA. The French Development Agency (AFD) acts as the principal operator.

Annual spending on biodiversity-related bilateral aid in 2005 was EUR 12 000 000, which amounted to 0.2 % of the total bilateral aid budget.

Overseas countries and territories (OCTs) have a special status regarding their relation to EU Member States, and benefit from the thematic programmes financed by the Development Cooperation Financing Instrument (DCFI) and are therefore included here in relation to Action 7.1.6.

France's biodiversity-related aid to OCTs is mainly channelled via the Ministry for Overseas Affairs. OCTs include French Polynesia, New Caledonia, Wallis and Futuna, Mayotte, St Pierre and Miquelon, and French Southern and Antarctic Territories.

Financial support for OCTs is provided by ministerial credits, the AFD and public funds (e.g., Fides), which have a strong focus on the economic and social development of those territories. Following the 'Grenelle de l' environment' meetings, the French government launched a biodiversity programme dealing with overseas regions.

The overall amount of annual spending on biodiversity-related bilateral EU external assistance in France's overseas countries and territories remains unclear.

Integration of biodiversity considerations into development programmes and projects impacts on biodiversity (Action B7.2.2 & 7.2.5):

France applies an environmental assessment process at an early stage in development co-operation projects and at a level appropriate to the type of project, the significance of the potential environmental impacts and the socio-cultural and biophysical sensitivity of the

environment. Impact significance is assessed through a series of test questions that determine the need to conduct a detailed assessment study. The study is financed by the French Development Fund, or by other donors in co-funded projects, with the participation of qualified local consultants in recipient countries.

However, it remains unclear to what extent those studies are mandatory and to what extent biodiversity considerations have been integrated.

8. To substantially reduce the impact of international trade on global biodiversity and ecosystem services.

France reports a huge amount of trade in CITES species, mirrored in the large number of CITES certificates issued. No information on denied permit applications is available. No total figure for seizures is reported, but details on the seizures are presented. Though varying substantially between years, the number of seized items seems high, mirroring the high level of overall trade in wildlife. National capacity building for CITES implementation relates to improving networks, hiring of staff, computerisation, as well as advice, assistance and training provided for the Management Authority, the Scientific Authority and the enforcement authorities. Training was also offered to traders. No details on France's support to developing countries for CITES implementation are available. France provided its annual contribution to the CITES Trust Funds.

C. POLICY AREA 3: BIODIVERSITY AND CLIMATE CHANGE

9. To support biodiversity adaptation to climate change

Progress on Kyoto targets (C9.1.1):

Green house gas emissions were 1.9 % below 1990 baseline levels in 2005. France's Kyoto target is to limit 2010 emissions to baseline levels. However, it is projected that emissions will increase slightly from 2005 levels, and 2010 levels are likely to be 0.9 % above baseline levels, and therefore just above the Kyoto target.

Adaptation measures to increase biodiversity resilience to climate change (C9.4.1 & 9.4.3):

France has produced a climate change adaptation strategy but has not defined targets for increasing the resilience of biodiversity to climate change in accordance with CBD goals. However, the national biodiversity strategy notes the importance of climate change impacts on biodiversity and promotes the maintenance of connectivity through corridors etc.

However, it is not clear from the information available if a strategy or programme of defined actions to facilitate biodiversity adaptation exists. There are no biodiversity adaptation case studies listed for France on the CBD database.

D. POLICY AREA 4: THE KNOWLEDGE BASE

10. To substantially strengthen the knowledge base for conservation and sustainable use of biodiversity, in the EU and globally.

National research programmes (D10.1):

The Minister's research department ensures the management of ecosystem and biodiversity policy research. This includes: invasive species, Protected areas, Agriculture and biodiversity,

Tropical ecosystems, Coastal ecosystems, Consultation decision-making, Landscape and sustainable development, Water and territories, Management of climate change impacts.

These programmes collaborate with the National Research Agency (ANR) and the IFB (French Institute for Biodiversity). A large number of staff, organisations and scientific laboratories work on biodiversity and ecology issues but also on economic and social science aspects. These include the National Natural History Museum (MNHN), the National institute of marine research (IFREMER), National Centre for Scientific Research (CNRS), National Institute for Agricultural Research (INRA), and the Institute for Research and Development (IRD) etc.

Funding for biodiversity from the ANR has been approximately EUR 10 000 000 per year since 2005 and EUR 7 000 000 has been allocated for each project since 2005 for agriculture and sustainable development. In 2008, the total allocation of Ministry (MEDAD) towards environmental research was EUR 1 335 000 000. Approximately 0.75 % of the Ministry's environmental research budget was dedicated to biodiversity. However, the Ministry's budget for the environmental research represents only a very small part of the total environmental research budget for the whole of France because the allocated funds from the Ministry of research as well as from various research organisations are not included.

E. THE FOUR KEY SUPPORTING MEASURES

1. Ensuring adequate financing

Overall use of Community funds for biodiversity:

DRP 2000-2006

The French Rural Development Programme for the period 2000-2006 came at a total public cost of EUR 12 849 400 000, of which EUR 4 994 900 000 were funded by the European Agricultural Guidance and Guarantee Fund, Guarantee Section (EAGGF/Guarantee).

The programme covers all rural areas of France and supplements the rural development measures included in the regional development programmes for the areas eligible under Objective 2 of the Structural Funds and the measures in the Objective 1 regions.

The programme implements all the Community rural development measures, geared around five main priorities. The two main measures (agri-environment and compensatory allowances) mobilise more than 58 % of the Community aid.

Values for RDP and Objective 2 allocations, biodiversity-related activities can be found under priorities 1 & 5 respectively:

Measure	Total Public Cost (EUR)	EU Contribution (EUR)
Less Favoured Areas Agricultural areas subject to environmental constraints	2 839 100 000 (18.4 %)	1 419 600 000 (24.6 %)
Agri-environment	2 305 900 000 (15 %)	1 153 000 000 (20 %)

At the end of 2006, about 3 100 agri-environmental contracts (about 100 000 ha), and 615 contracts with other landowners were specifically dedicated to Natura 2000 sites management.

RDP 2007 – 2013 France ("hexagone" excluding Corsica)

Biodiversity-related activities under this RDP can be found in axes 2 & 3, and include reaching the objectives of the Natura 2000 network and the Water Framework Directive, and the protection of natural and cultural heritage

Axis	Total Public Cost (EUR)	EU Contribution (EUR)
2	5 599900 000	3 079 500 000
3	696 900 000	348 400 000

It must be noted however that these allocations are for all the activities under the axis, and not biodiversity-related activities alone.

2. Strengthening EU decision-making

Plans and follow-up to UN Millennium Ecosystem Assessment (E2.1):

There is a plan in France for a follow up to the Millennium Assessment, which will focus at the national level, with some elements of specific interest addressed at the sub-national level. A number of different systems and ecosystems services will be included. The process is due to begin shortly and will continue until mid-2009. The systems and sources, as well as valuation methods, will be specified at the beginning of the process.

Alignment of national biodiversity strategies with EU (E2.2):

France's National Biodiversity Strategy includes an objective to improve the integration of biodiversity into public policy, which is one of the major objectives of the EU Biodiversity action plan. Although France's biodiversity strategy has been elaborated two years before the BAP, the main targets and objectives are closely similar and can be easily linked.

Effective integration of Natura 2000, Rural development, river basin management and other territorial plans and programmes in support for biodiversity (E2.5):

The objective of integrating biodiversity into policy making is mentioned within France's first national report to the CBD, with the aim of integrating the environment into planning policies such as master State-Regional Planning Contracts, Land Use Master Plans, Land Use Plans, Environment Charters and Quarry Plans. National indicators to monitor this integration are provided in France's Biodiversity Strategy.

Natura 2000 is integrated into France's biodiversity strategy. An indicator for assessing the state of biodiversity in France is the status of Natura 2000 habitats. Biodiversity is also one of the main focal points in the France Rural Development Plan for the 'hexagone' (excluding Corsica) 2007-2013.

3. Building partnerships

National partnerships for biodiversity including private sector involvement (E3.1):

There are existing national initiatives to promote partnerships for biodiversity in Tourism, Mining, Farming/Forestry, SMEs, Energy and Infrastructure. There are also some guidance documents for businesses and Natura 2000 sites, such as guidelines for quarry management within protected sites.

4. Building public education, awareness and participation

National/Sub-national public awareness campaigns/initiatives (E4.1):

According to the ECNC analysis of the Flash Eurobarometer Survey, the number of French respondents who had never heard of the term 'biodiversity' was 25 %. Of those who had heard of the term, 34 % knew what it meant. On the whole, 44 % of the French respondents felt that they were either well informed or very well informed about biodiversity loss. 76 % of respondents had never heard of the Natura 2000 network. Of those who had heard of 'Natura 2000', 7 % new what it meant. The proportion of respondents who felt they made personal efforts to protect biodiversity was 79 %.

A number of documents have been published since 1993 to increase public awareness of the Natura 2000 network. These have included a leaflet, brochure, a newsletter, and guidance documents (covering forests, coasts, wetlands, agro-pastoral habitats, rocky habitats, plant species and animal species). A dedicated Natura 2000 website was launched in December 2000.

F. MONITORING

France has developed a detailed set of biodiversity indicators for Metropolitan and Overseas France, which is closely related to and covers almost all aspects of the set of CBD focal areas and the corresponding EU headline indicators. These cover genetic diversity, diversity of birds, diversity richness of fisheries, status of species on red-lists, diversity of habitats, ecological zones, defoliation of trees, and quality of water Biodiversity monitoring schemes cover many habitats and species.

DATA SOURCES:

A1. To safeguard the EU's most important habitats and species:

<http://www.ecologie.gouv.fr/-Strategie-nationale-pour-la-.html>

<http://www.inpn.mnhn.fr>

<http://www2.mnhn.fr/vigie-nature/spip.php?rubrique2>

<http://ec.europa.eu/environment/life/countries/index.htm>

http://themes.eea.europa.eu/IMS/IMS/ISpecs/ISpecification20041007131611/IAssessment1175086782375/view_content

<http://biodiv.mnhn.fr/>,

<http://www.natura2000.fr>

<http://www.ecologie.gouv.fr/-Plans-nationaux-de-restauration-.html>

A2. To conserve and restore biodiversity and ecosystem services in the wider EU countryside

A2.1.1, 2.1.2 & 2.1.8

Published National Rural Development Programmes (IEEP database 2008)

European Commission unpublished data (2008)

MS questionnaire

A2.1.11

Third National Report to the CBD

<http://www.cbd.int/doc/world/fr/fr-nr-03-fr.doc>

A2.1.4 & 2.1.10

Alliance Environment (2007). Evaluation of the application of cross compliance as foreseen under Regulation 1782/2003. Part I: Descriptive Report - 26/07/2007. Report to the European Commission.

A2.1.5

MS Questionnaire

www.agriculture.gouv.fr

MS questionnaire

A2.3.1

WFD Scoreboard http://ec.europa.eu/environment/water/water-framework/transp_rep/scoreboard_en.htm

A2.4.2 & 2.4.3

France NEC Directive submission (21 Dec 2007)

<http://cdr.eionet.europa.eu/fr/eu/nec/envr2vnjg>

NEC Directive National Programmes

http://ec.europa.eu/environment/air/nationalprogr_dir200181.htm

http://www.ecologie.gouv.fr/Programme-national-de-reduction_917.html

MS reporting to NEC Directive

http://ec.europa.eu/environment/air/implem_nec_directive.htm

A3. To conserve and restore biodiversity and ecosystem services in the wider EU marine environment

A4. To reinforce compatibility of regional and territorial development with biodiversity in the EU

A4.

Infoview Data (DG Regio)

LIFE+ 2007 Call for Proposals – DG Environment

LIFE expenditure 2000-2006 – DG Environment

A5. To substantially reduce the impact on EU biodiversity of invasive alien species and alien genotypes

A5.1.2

MS questionnaire

A5.1.2 & 5.1.3

National Report on the Cartagena Protocol on Biosafety

<http://www.cbd.int/biosafety/parties/reports.shtml?report=NR-CPB-01>

<http://www.ogm.gouv.fr>

Case C-121/07

<http://eur-lex.europa.eu/>

B6: To substantially strengthen effectiveness of international governance for biodiversity and ecosystem services

<http://www.cbd.int/reports/search.shtml>

http://www.environnement.gouv.fr/rubrique.php?id_rubrique=235

<http://www.cbd.int/doc/world/fr/fr-nr-03-fr.pdf>

<http://www.cbd.int/convention/parties/contributions.shtml?tab=2&yr=2007>

http://www.ramsar.org/res/key_res_ix_12_e.htm

http://www.cms.int/bodies/StC/32_stc_meeting/French/Doc_09_Fonds_Affectation_avec_Annexes.pdf

http://www.unep-aewa.org/meetings/en/stc_meetings/stc4docs/pdf/stc4_9_income_expenditures.pdf

<http://whc.unesco.org/en/sessions/31COM/documents/>

http://www.unep.org/rmu/en/Financing_of_UNEP/Environment_Fund/Table_2007/index.asp

B7. To substantially strengthen support for biodiversity and ecosystem services in EU external assistance

B7.1.3 & 7.1.6:

http://www.oecd.org/document/11/0,3343,de_2649_34603_32070731_1_1_1_1,00.html

Data shown on biodiversity spending in France OCT are derived from a study on ‘Public funding and biodiversity in the French Overseas Territories’ carried out by the French Committee of IUCN.

<http://www.uicn.fr/Influencer-les-politiques.html>

B7.2.2 & 7.2.5:

<http://www.acdi-cida.gc.ca/CIDAWEB/acdicida.nsf/En/REN-218131217-PEH>

B8. To substantially reduce the impact of international trade on global biodiversity and ecosystem services

<http://www.cites.org/eng/resources/reports/biennial.shtml>

<http://www.cites.org/eng/cop/14/doc/E14-07-1.pdf>

C9: To support biodiversity adaptation to climate change

C9.1.1

EC (2007) Communication from the Commission. Progress towards achieving the Kyoto objectives.

http://ec.europa.eu/environment/climat/gge_progress.htm

C9.4.1 & 9.4.3

Third National Report to CBD

<http://www.cbd.int/doc/world/fr/fr-nr-03-fr.doc>

CBD adaptation measures database

<http://adaptation.cbd.int/options.shtml>

D10. To substantially strengthen the knowledge base for conservation and sustainable use of biodiversity, in the EU and globally

D10.1

www.gis.ifb.org

www.agence-nationale-recherche.fr

www.developpement-durable.gouv.fr

MS questionnaire

E1. Ensuring adequate financing

E1.

http://ec.europa.eu/agriculture/rur/countries/fr/hori/fiche_en.pdf

http://ec.europa.eu/agriculture/rurdev/countries/fr/index_en.htm

E2. Strengthening EU decision-making

E2.1

www.ifen.fr

www.biodiv.mnhn.fr

www.developpement-durable.gouv.fr

E2.2

http://www.ecologie.gouv.fr/IMG/pdf/Biodiversite_complet-2.pdf

E2.5

<http://www.cbd.int/doc/world/fr/fr-nr-01-en.pdf>

http://www.ecologie.gouv.fr/IMG/pdf/Biodiversite_complet-2.pdf

<http://europa.eu/rapid/pressReleasesAction.do?reference=MEMO/07/247&format=HTML&aged=0&language=EN&guiLanguage=en>

E3. Building partnerships

E3.1

MS Questionnaire

E4. Building public education, awareness and participation

E4.1

http://ec.europa.eu/public_opinion/index_en.htm

<http://natura2000.environnement.gouv.fr>

http://ec.europa.eu/environment/nature/knowledge/rep_habitats/docs/memberstates_summary_en.pdf

F1-4. Monitoring, evaluation and review

CBD national reports

GERMANY

Competent authority(ies) for nature & biodiversity:

[Naturschutz](#)

Federal level

www.bmu.de/de/800/js/sachthemen/natbio/ffh_linkslaender

<http://www.bfn.de>

Länder level

Baden-Württemberg <http://rips-uis.lfu.baden-wuerttemberg.de/rips/natura2000/navigation/start.htm>

Bayern <http://www.stmugv.bayern.de/umwelt/naturschutz/natura2000/index.htm>

Berlin

<http://www.stadtentwicklung.berlin.de/umwelt/naturschutz/de/schutzgebiete/natura2000/natura2000.shtml>

Brandenburg <http://www.mluv.brandenburg.de/cms/detail.php/51bm1.c.182169.de>

Bremen: <http://www.umwelt.bremen.de/de/detail.php?gsid=bremen179.c.3406.de#t4>

Hamburg: <http://fhh.hamburg.de/stadt/Aktuell/behoerden/stadtentwicklung-umwelt/natur-stadtgruen/natur/schutzgebiete/natura-2000/start.html>

Hessen http://www.hmuly.hessen.de/irj/HMULV_Internet?cid=676b702cb31db0c0b83ab74d1894d3e3

Mecklenburg-Vorpommern

http://www.regierung-mv.de/cms2/Regierungsportal_prod/Regierungsportal/de/lm/Themen/Naturschutz_und_Landschaftspflege/NA_TURA_2000/index.jsp

Niedersachsen http://www.umwelt.niedersachsen.de/master/C540693_N11312_L20_D0_I598.html

Nordrhein-Westfalen <http://www.naturschutz-fachinformationssysteme-nrw.de/natura2000-netzwerk/content/de/index.html>

Rheinland-Pfalz <http://www.natura2000-rlp.de/>

Saarland: <http://www.saarland.de/8881.htm>

Sachsen: http://www.umwelt.sachsen.de/de/wu/umwelt/lflug/lflug-internet/natur-landschaftsschutz_5659.html

Sachsen-Anhalt: <http://www.mu.sachsen-anhalt.de/start/fachbereich04/natura2000/main.htm>

Schleswig-Holstein:

http://www.schleswig-holstein.de/MLUR/DE/NaturschutzForstwirtschaftJagd/Natura2000/Natura2000_node.html_nnn=true

Thüringen: <http://www.thueringen.de/de/tmlnu/themen/naturschutz/natura2000/>

Most recent national/subnational biodiversity strategy/action plan:

A National Strategy for Biological Diversity (2007):

<https://www.cbd.int/doc/world/de/de-nbsap-01-en.pdf>

Latest review of the implementation of biodiversity strategy/action plan:

A National Strategy for Biological Diversity (2007):

<https://www.cbd.int/doc/world/de/de-nbsap-01-en.pdf>

Alignment with EU biodiversity plan:

A National Strategy for Biological Diversity (2007):

<https://www.cbd.int/doc/world/de/de-nbsap-01-en.pdf>

Alignment with EU 2010 Biodiversity Indicators (SEBI 2010):

Key sources of official nature & biodiversity information used for evaluation:

- <http://www.bmu.de/english/nature/aktuell/3836.php><http://www.bfn.de>
- http://www.bmelv.de/cln_045/DE/00-Home/ Homepage_node.html_nnn=true
- <http://www.umweltbundesamt.de/>
- <http://www.biodiv-chm.de/>
- <http://www.ecologic.de/> <http://www.habitatmare.de/>

SUMMARY OF PROGRESS IN DELIVERY OF OBJECTIVES OF EU BIODIVERSITY ACTION PLAN

A. POLICY AREA 1: BIODIVERSITY IN THE EU

1. To safeguard the EU's most important habitats and species.

Natura 2000 sites (terrestrial and marine) (A.1.1, A.1.2 & A.1.4)

	<i>Number of sites</i>	<i>Area (km²)</i>
Total SCIs/SACs (Habitats Directive)	4617	53 294
SCIs/SACs with marine component (Habitats Directive)	48	18 086
Total SPAs (Birds Directive)	568	48 102
SPAs with marine component (Birds Directive)	14	16 216

Number of SCIs and SACs - Natura 2000 Barometer – June 2008 (Source: European Topic Centre on Biological Diversity based on data supplied by Member State)

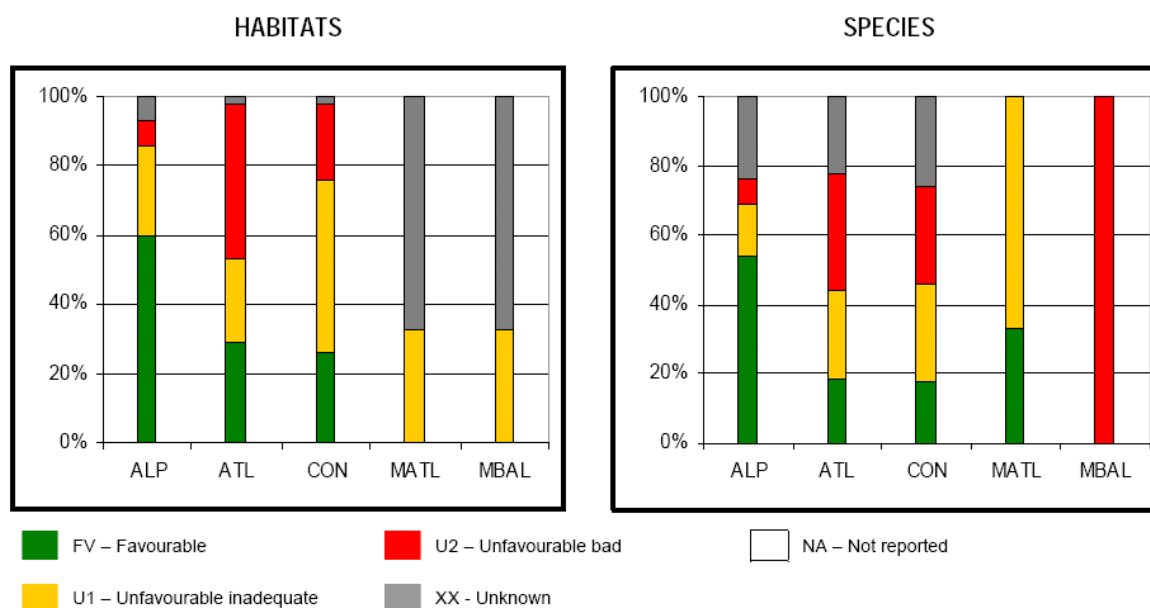
Germany was considered in June 2008 to have achieved a level of sufficiency of 99.3 % for site selection for species and habitat types under Habitats Directive, in its territory. The German authority has stated that 744 management plans have been completed with another 412 management plans in preparation.

According to the EC LIFE Programme/Database, under the LIFE Nature programme, there was a total of 31 projects in Germany with an EC contributions of EUR 44 970 442, during the period 2000-2006. In the year 2007, according to the indicative national allocations, German projects received EUR 21 762 000 from LIFE+ funds.

Ecological networks in Germany occur at the regional level (i.e. at the level of Länderregions). All Länder (regions) are obliged under the Federal Nature Conservation Act to establish a network of interlinked biotopes (Biotopverbund) covering at least 10 % of the total area of each Land. There is no overall implementation nationally, beyond the provision of guidance to the regions.

Conservation status assessment (A.1.2)

Under the Habitats Directive Germany has three biogeographical regions (alpine, atlantic, continental). The results of the first conservation status assessment for species and habitats of community interest are as follows:



Region / Conclusion	HABITATS					SPECIES				
	FV	U1	U2	XX	NA	FV	U1	U2	XX	NA
Alpine	60	26	7	7		54	15	7	24	
Atlantic	29	24	45	2		18	26	34	22	
Continental	26	50	22	2		18	28	28	26	
Marine Atlantic		33		67		33	67			
Marine Baltic		33		67				100		
Member State	34	36	25	5		26	25	25	24	

*The conservation status categories: FV = favourable, U1 = unfavourable-inadequate, U2 = unfavourable-bad, XX = unknown, NA = no evaluation given by MS

Overall assessment of conservation status by biogeographical region (Analysis by the European Topic centre on Biological Diversity based on data supplied by Member State)

Common bird monitoring (A.1.3)

Germany has in place a monitoring programme for common birds, *DDA monitoring programme for common breeding birds*.

Seven out of ten significantly declining woodland species are long distance migrants, such as the Wood Warbler, which has markedly declined in numbers since the start of the programme. It is assumed that the greatest threat for Germany's common woodland birds can be attributed to changes on the African continent.

2. To conserve and restore biodiversity and ecosystem services in the wider EU countryside.

Rural Development Programmes (A2.1.1, 2.1.2 & 2.1.8):

According to information supplied by the German authorities, Rural Development Programmes (RDPs) in Germany are developed for individual Länder with different budget allocations on all measures according to regional priorities. For the period 2007-2013 the overall calculated environment/land management budget (Axis 2), taking into account all of the regional RDPs, covers approximately 42 % of EAFRD allocations (including co-

financing).

The majority of Axis 2 funds are focused on agri-environment payments, amounting to some EUR 3 405 000 000, which is 26 % of the national EAFRD budget. A further EUR 820 000 000 of additional national co-financing are also spent on AE measures. Natura 2000 compensation payments accounts for about EUR 162 000 000 of public expenditure for agriculture and EUR 31 000 000 for forest areas. In the forest sector about EUR 426 000 000 - corresponding to an estimated 70 % of the overall EAFRD budget for forestry - are spent under the new RDP's for the target N2000/biodiversity (for example forest environment payments and Non-productive investments).

Agricultural genetic diversity (A2.1.11):

A national programme exists for the conservation and sustainable use of genetic resources for food, agriculture, forestry, fisheries and associated biodiversity. The programme is based on national sectoral programmes for plant, animal, forest, aquatic and microbial (planned) genetic resources. The sectoral programmes are implemented under the supervision of expert committees, representing responsible authorities for the programmes in politics, administration, research, business and NGOs. Special national inventories are kept by the Information and Coordination Centre for Biological Diversity (IBV) at the Federal Agency for Agriculture and Food (BLE). An official list of animal genetic resources is available via the BLE, which aims to ensure that all endangered livestock breeds in the list are safeguarded for the future.

The National Biodiversity Strategy includes targets in the field of the conservation of genetic resources, such as to guarantee an adequate number of traditional crop varieties and livestock breeds adapted to particular regional farming conditions.

Agricultural cross-compliance measures (A2.1.4 & 2.1.10):

A number of Good Agricultural and Environmental Conditions (GAEC) Minimum Level of Maintenance measures (as referred to in article 5 of Council Regulation (EC) No 1782/2003) have been designated in Germany which may provide biodiversity conservation benefits. These include rules for the maintenance of arable land which has been taken out of production (green cover is required and land must be cut and mulched yearly or mowed and removed from the land every second year). There are also rules for the timing of pasture management (grass to be cut and mulched yearly or mowed and removed from the land every second year), whilst certain landscape features must be retained unless authorised (including hedges, rows of tree rows, small woodlands and wetland habitats).

Afforestation / deforestation policies and biodiversity (A2.1.5):

Germany has not implemented an overall strategy ensuring the assessment of biodiversity for afforestation and deforestation operations. However, the objective has been included in already existing instruments such as SEA, EIA, funding guidelines or authorisation procedures. SEA is used in the framework of EAFRD funding. EIA is required for afforestation activities affecting more than 50 ha, and for deforestation operations affecting more than 10 ha. For smaller areas, Länder specific provisions apply.

Soil protection and biodiversity (A2.2.1):

Risks to soil biodiversity loss regarding the elaboration of relevant plans, programmes and strategies are taken into account in the framework of the implementation of SEA legislation. Furthermore, the German federal building code includes comprehensive provisions on soil

protection, especially regarding the economical and careful use of ground, as well as the limitation of unnecessary sealing. In general all individual land-use planning cases, especially outside inner cities, require studies (e.g. “Umweltbericht”) to identify and evaluate risks to soil and biodiversity (§ 1 Abs. 6 Nr. 7, § 1a BauGB). Moreover the Federal Soil Protection Act safeguards the protection and restoration of functions of the soil, including its function as a habitat for soil organisms, on a permanent sustainable basis.

Measures to improve the ecological status of freshwaters (A2.3.1):

The development of river basin management plans and programmes of measures to improve the status of water bodies is under way. This improvement will also help to improve aquatic biodiversity.

A National Strategy for Biological Diversity was adopted in November 2007 and includes freshwater environmental issues. For example, the strategy aims to achieve good ecological and chemical quality status by 2015 for all waters referring to the WFD objectives. This includes the production of a River Basin District Report and River Basin Analysis report and Monitoring Network Report. Wetlands and groundwater are also covered by this strategy

Germany is implementing the Water Framework Directive 2000/60/EC (WFD) which aims at a good ecological status of rivers until 2015. This includes the production of a River Basin District Report and River Basin Analysis report and Monitoring Network Report. Information on the current status of work is available via the communication platform Wasserblick of Germany and its Federal States.

Measures to reduce air pollution impacts on biodiversity (A2.4.2 & 2.4.3):

According to Germany’s 2006 National Programme Report under the NEC Directive, the country is well on the way to meeting the standards set by the European Union. For sulphur dioxide and volatile organic compounds, for example from solvents, it states that it is sufficient to apply the measures already adopted and implemented in the past. However, additional reductions are required for nitrogen oxides and ammonia. For these two pollutants the actual emissions are still 6 and 10 percent, respectively, above the target values. The necessary reductions in nitrogen oxides emissions will be achieved in the transport sector and in stationary installations. The programme comprises measures such as a tightening of the European standards for passenger cars and heavy-duty vehicles, a broader spread of the toll rates for heavy goods vehicles and a support programme to promote purchases of low-emission heavy-duty vehicles. The reduction in ammonia emissions will be achieved by the continued stringent implementation of the German government’s programme for the reduction of ammonia emissions from agriculture. This includes in particular the reform of the Common Agricultural Policy, the promotion of organic farming, the implementation of the recommendations on good professional practice, the promotion of low-emission technologies and the strengthening of agri-environmental measures.

3. To conserve and restore biodiversity and ecosystem services in the wider EU marine environment.

Good marine ecological status (A3.1a):

A National Strategy for Biological Diversity was adopted in November 2007 and incorporates marine environmental issues. Following the provisions of the EU Water Framework Directive and the future Marine Strategy Framework Directive, the strategy aims to achieve good ecological and chemical quality status by 2015 for all waters in the coastal region and achieved a good environmental quality in marine waters to be achieved by 2021. Other aims also include halting biodiversity loss and habitat degradation in the marine environment by 2010.

The “Strategy on Conservation of Agricultural Biodiversity, Development and Sustainable Use of its Potentials in Agriculture, Forestry and Fisheries” of the Federal Ministry for Food, Agriculture and Consumer Protection as of December 2007, includes actions for the conservation and sustainable use of marine biodiversity and habitats. Its focus lies in the protection and rebuilding of fish stocks due to targeted replenishment plans for stocks with reduced reproduction capacity as well as combating IUU fisheries and undesirable by-catch. It is in line with the EU policy as well as the FAO Code of Conduct for Responsible Fisheries (1995) and the UN Resolution 61/105 on Sustainable Fisheries (2006) and other bilateral or multilateral instruments.

According to the Constitution, both the federal government as well as the federal states have joint responsibility for most areas of coastal planning issues. Marine spatial planning, nature conservation and water-management, fall into the responsibility of five coastal regions (Niedersachsen, Bremen, Hamburg, Schleswig-Holstein and Mecklenburg-Vorpommern) establishing their own legislative structure and adhering laws, although these must be in coordination with the federal legal framework. At the national level, marine conservation is implemented through the ‘Act on protection of nature and preservation of landscape’. The Water Framework Directive is implemented at federal level by the Federal Water Act and in addition by each of the regions via their own water legislation.

A National Strategy for the Sustainable Use and the Protection of the Seas will be approved by the Federal Government in autumn 2008. Based on the ecosystem approach and putting an integrated policy approach into practice, it is designed to be a guideline for further policy action on the national, regional and European level of marine and maritime policy. Thus the regions will have to observe it when implementing European and regional provisions.

In 2004 Germany delimited ten marine protected areas in its Exclusive Economic Zone of the North Sea and Baltic Sea and notified them to the EU as a contribution to the Natura 2000 network. 41 % of Germany’s marine territory is included in the Natura 2000 network. In November 2007 all sites have been accepted and published as sites of community importance (SCIs) in the official journal of the EU. 41 % of Germany’s marine waters are now included in the Natura 2000 network.

The Federal Republic of Germany is a Contracting Party to the Convention for the Protection of the Marine Environment of the North-East Atlantic, including the North Sea (OSPAR Convention) and the Convention on the Protection of the Marine Environment of the Baltic Sea Area (Helsinki Convention). Subsequent to the EU Commission Decisions in November 2007 to adopt, pursuant to Council Directive 92/43/EEC, first updated lists of sites of Community importance for the Continental and the Atlantic biogeographical regions of Community importance, Germany notified thus acknowledged Natura 2000 areas in May 2008 also for inclusion in the network of HELCOM Baltic Sea Protected Areas (BSPAs; 10 coastal and 5 EEZ areas) according to HELCOM Recommendation 15/5 and the network of OSPAR MPAs (3 coastal and 3 EEZ areas) according to OSPAR Recommendation 2003/3, respectively.

According to the Article 17 National Summary, 33 % of Germany’s marine habitats covered

by the EU Habitats Directive have an ‘unfavourable-bad’ status. The remaining 67 % are unknown.

Integrated coastal zone management (ICZM) (A.3.1.b):

The Federal Government adopted a national strategy for an integrated coastal zone management and submitted this to the European Commission on April 2006. The report states that the current legislative framework in Germany is capable of meeting most of the ICZM principles, however, further legislative adaptation and optimisation of governance instruments are encouraged by the national strategy.

Pollution: Bathing water quality (A3.2)

According to the Bathing Water Report for the 2007 season, 93.7 % of coastal bathing waters met minimum standards. This was a decrease from 97.7 % meeting minimum standards in 2006. In 2007, 80.3 % of coastal bathing waters met the more stringent guideline standards, compared with 88.6 % in 2006. A total of 20 coastal bathing waters were found ‘non-complying’. One bathing water site was closed throughout the 2007 season.

Ecosystem approaches in Fisheries management measures (A3.3):

A Marine Fisheries Act provides the legislative framework for fisheries in Germany. This act is implemented through laws in each coastal region (Bremen, Hamburg, Mecklenburg-Vorpommern, Niedersachsen and Schleswig-Holstein) and set out legal issues concerning fisheries management which may include the “conservation and use of fish stocks to be replenished in their complete diversity”. The amendment to the Federal Nature Conservation Act in 2002 refers to good fishing practices for freshwater fishing. In the National Biological Diversity Strategy aims to “enforce sustainable and ecosystem-compatible fishing practices by 2010” and considers this to be a “top priority”.

In the framework of OSPAR Germany has contributed to identifying threatened and/or declining fish species, whether commercially exploited or not. Germany has furthermore actively contributed to the development of the HELCOM Baltic Sea Action Plan (BSAP). Based on the ecosystem approach the BSAP presents a bundle of measures with regard to the main four threats for the ecosystem of the Baltic Sea. The BSAP segment ‘Biodiversity’ explicitly addresses measures in the field of fisheries. The strategy on Conservation of Agricultural Biodiversity, Development and Sustainable Use of its Potentials in Agriculture, Forestry and Fisheries is based on the principles of sustainability and ecosystem-friendly use of fisheries resources.

No information was provided about the National Fisheries Management Plan and whether this includes an ecosystem approach.

Community and National Financing under European Fisheries Funds (EFF) (A3.4):

The operational programme (2007-2013) covers the entire territory of the Federal Republic of Germany (not including Saarland). Assistance is divided between the convergence and non-convergence regions of Germany, with the convergence regions (Brandenburg, Mecklenburg-Vorpommern, Lower Saxony (Lüneburg only), Saxony, Saxony-Anhalt, Thuringia) receiving 62 % of the EFF allocations. The total contribution to Axis 1 is EUR 13 283 334 and includes 1 out of 5 environmental objectives (engine replacement to improve energy efficiency). Axis 2 (EUR 92 875 634) also comprises 1 out of 5 objectives which can be considered environmental (aqua environmental measures) and Axis 3 (EUR 104 109 091) includes to objective of protecting and developing aquatic resources, such as rehabilitation of spawning grounds. The total attributed to Axis 4 is EUR 33 584 000.

Restoration programmes for diadromous species (A3.5.a):

A LIFE funded Project is currently on-going on the conservation and protection of Allis Shad (*Alosa alosa*) in Europe with the objective of the re-introduction of the Allis Shad in the River Rhine. The distribution range of the species has decreased dramatically during the last 100 years. This large member of the herring family once migrated in huge numbers hundreds of kilometres upstream and was an important species for the commercial inland fishery. Five million Shad larvae will be stocked in the Rhine System by 2010.

The Federal Minister for the Environment stated in 2007 that Germany would fulfil its obligations as regards the conservation of the sturgeon and start developing a national action plan in 2008. An international action plan was adopted unanimously at the meeting of the Bern Convention, the pan-European nature conservation convention. The National Biological Diversity Strategy aims to restore (by 2015) the sturgeon and other marine species which have become extinct in Germany.

Using BMU funding, since 1996 the Federal Agency for Nature Conservation (BfN) has supported a project to reintroduce the European sturgeon to German rivers and marine regions of the North and Baltic Seas. A project supported by the German Research Ministry and the region of Mecklenburg-Western Pomerania together with the *Gesellschaft zur Rettung des Störs e.V.* (Save the Sturgeon Association) is being executed in collaboration with the *Berlin Leibniz-Institut für Gewässerökologie und Binnenfischerei* (Berlin Leibniz Institute for Water Ecology and Freshwater Fishing, IGB), the *Landesforschungsanstalt für Fischerei Mecklenburg-Vorpommern* (Mecklenburg-Western Pomerania Fishing Research Institute), a number of Polish partners, including the Olsztyn Institute for Freshwater Fishing, together with numerous user and other interested stakeholder groups. Artificial reproduction of this species is now proving successful, following a few initial difficulties. Thanks to extensive habitat analysis in the original range, a number of potentially suitable spawning grounds have now been identified. Following ten years of preparation, in June 2007, the first bred, tagged young sturgeon, some of which had been fitted with transmitters, were released into the River Oder. The plan is to continue and expand the stocking measures over the next few years in the Baltic Sea as well as to the North Sea catchment area.

A pilot project on the “Enhancement of the eel spawning stock in the catchment of the River Elbe by re-stocking” commenced in 2006, to fulfil the requirements of the EC regulation to prepare a management plan for each eel river basin. The project continued in 2007 and all the relevant regions in the catchment of the River Elbe were involved (Saxony, Brandenburg, Berlin, Mecklenburg-Western Pomerania, Lower Saxony, Schleswig-Holstein and Saxony-Anhalt). The project also included a scientific assessment part. Restocking has been practiced in Germany for decades, mainly to maintain fisheries rather than to improve the fish stock or recruitment level. For this reason, restocking has often been carried out in closed water systems like ponds, hindering adult migration to their spawning areas in the Sargasso Sea. Scientific research has shown that stocked eels lack imprinting of directional strains which may therefore limit the value of restocking as a way to increase the size the spawning stock. Thus the 40 % objective (required by EC Regulation 1100/2007) will only be reached if the anthropogenic negative impact on the eel stock (habitat degradation, river damming, fishing mortality and pollution) can be significantly reduced.

Furthermore Germany will fulfil its obligations under EC Regulation 338/97 following the listing of the European eel in Appendix II of the Convention on International Trade in Endangered Species of Wild Fauna and Flora (CITES). Export permits will inter alia only be issued by the competent German Management Authority in the Federal Agency for Nature Conservation if the competent German Scientific Authority has advised in writing that the

capture or collection of the eel-specimens in the wild or their export will not have a harmful effect on the conservation status of the European eels.

The German National Technical Programme on the Conservation and Sustainable Use of Aquatic Genetic resources lists ongoing migratory fish and reintroduction programmes that support directly via stocking or indirectly via habitat restoration species like lamprey, sturgeon, salmon, sea trout, allis shad, twaite shad, houting, common whitefish, European smelt, flounder and eel. Efforts relating to the reintroduction of Atlantic salmon in German rivers are reported regularly under the EU-German Implementation Plan to the North Atlantic Salmon Conservation Organization (NASCO).

Fishing Capacity-Decommissioning (3.5.b):

The number of vessels decreased by 13 % between 1999 and 2006 (2313 vessels to 2017 vessels). Tonnage and power were also reduced by 12 % (from 69656 tons to 61859 tons) and by 5 % (from 163743kW to 155619kW) respectively from 1999-2006.

At the end of 2006, the German fishing fleet comprised 2,016 craft with a gross tonnage of 61,440 and 154,872 kW. These figures mean that it is one of the ten smallest fishing fleets in the EU. Its fishing capacity is hardly adequate to make full use of available resources. For this reason it is the German Bundestag's declared political will that this size of fleet should if possible be maintained and that there should by no means be a move towards further reducing the fleet. This also means that there are at present no plans to impose national restrictions on how much or when fish can be caught.

This does not mean that Germany is in general opposed to a national resource and capacity management system, but only that Germany does not at present see any occasion for such measures. Germany does, however, regard itself as obliged to assess measures aimed at adapting fishing activities, insofar as measures to maintain stock sizes make this necessary. The instruments available in the EFF for this case are regarded as appropriate and also adequate.

Action plans and conservation status for marine species and habitats (A3.6):

As part of the international efforts to protect the Wadden Sea, Germany has been cooperating with Denmark and the Netherlands since 1994 to establish a coordinated joint monitoring project (TMAP) which collects data on the condition of and changes in the Wadden Sea ecosystem. The Seal Management Plan (2002-2006) also included management actions for the grey seal, such as establishment of protected areas and improved monitoring. Monitoring programmes have been implemented for the harbour seal, harbour porpoises. The Seal Agreement was enacted on October 1, 1991 as the first agreement, as defined in Article 4, of the Convention on the Conservation of Migratory Species of Wild Animals (CMS, Bonn Convention). The Seal Agreement was concluded between the countries adjacent to the Wadden Sea - Denmark, Germany and The Netherlands - with the aim to cooperate closely in achieving and maintaining a favourable conservation status for the common seal population of the Wadden Sea. The overall mean abundance of harbour porpoises in the German EEZ of the North Sea, in summer 2002 and 2003, amounted to around 36,500 animals. Because of the very high density of harbour porpoises off the coast of northern Schleswig-Holstein, an area which is also an important calving ground, a whale sanctuary off Sylt and Amrum was established in 1999. Continued monitoring of harbour porpoises was considered a priority in the Wadden Sea Seal Management Plan.

Germany is a party to conventions belonging to the Antarctic Treaty system: the 1972 Convention for the Conservation of Antarctic Seals, CCAS, and the 1980 Convention on the

Conservation of Antarctic Marine Living Resources, CCAMLR, which centre round the conservation and sustainable use of living resources.

Aquaculture planning and biodiversity (A3.7):

A Council Regulation was adopted in 2007 concerning the use of alien and locally absent species in aquaculture ((EC) 708/2007). At present, the implementing rules for this regulation are discussed by the European Commission and the Member States. As a consequence, in 2009 or 2010, a register or database on introductions and transports of alien and locally absent species for the purpose of aquaculture activities will be established.

The regulation will establish a clearer and narrower legal frame for the use of alien and locally absent species in aquaculture. Additionally, the database / information in this field will improve considerably. The German National Technical Programme on the Conservation and Sustainable Use of Aquatic Genetic resources aims under the aspect of the precautionary approach at a nationwide documentation of existing breeding strains und at examining whether further measures are adequate for ensuring the preservation of aquatic genetic resources.

4. To reinforce compatibility of regional and territorial development with biodiversity in the EU.

Biodiversity spending under Cohesion and structural funds:

Under the Cohesion and structural funds, for the period 2007-2013, expenditures foreseen by Germany for Biodiversity & nature protection, amount to EUR 51 000 000. Other relevant areas where Cohesion and structural funds will be allocated are Promotion of Natural Assets (EUR 57 000 000) and Natural Heritage (EUR 86 000 000).

5. To substantially reduce the impact on EU biodiversity of invasive alien species and alien genotypes.

Strategies to reduce impacts from invasive alien species (A5.1.2):

Germany has implemented IAS legislation covering trade, intentional introductions and control/eradication. The Federal Nature Conservation Act regulates intentional introductions in Article 41 (2). Furthermore, the Federal German Plant Protection Act and the Ordinance on Plant Health ('Pflanzenbeschauverordnung') regulate the intentional and unintentional introduction of harmful organisms of plants including IAS harmful to plants in order to prevent their entry, establishment and spread. Germany has also developed a position on IAS at a Länder level.

Relevant IAS objectives have been included in the national biodiversity strategy as well as the agro-biodiversity strategy. This also includes the aim to work on a national strategy addressing alien species, but no concrete measures have been taken yet. A website providing general information on invasive alien species exists, but so far no comprehensive national database or data centre is in place.

Biosafety measures to reduce impacts from alien genotypes (A5.1.2 & 5.1.3):

Germany has fully transposed existing EU genetic legislation into national law through the German Gentechnikgesetz (Genetic Engineering Act) and the EG-Gentechnikdurchführungsgesetz (German law regulating the implementation of the European provisions in the field of GMO). In addition to European legislation, German law foresees

using administrative fines and penalties to ensure compliance with its relevant provisions.

Legislation also includes penal provisions for contravention of the provisions of the Cartagena Protocol, for example for deliberately releasing a GMO into the environment or placement on the market of a GMO without the necessary authorisation by the competent authority.

The German Genetic Engineering legislation addresses some aspects of coexistence of GMO farming and non-GMO farming such as prescribed separation distances between GM crop fields and conventional fields of the same crop. It also covers topics such as site registration and liability.

To protect ecologically sensitive areas the German Federal Nature Conservation Act requires a mandatory risk assessment according to Art. 6.3 of the Habitats Directive for all deliberate release of GMOs which might affect Natura 2000 sites. These must be carried out on a case by case basis without duplication of the environmental risk assessment that is required according to directive 2001/18/EC on the deliberate release into the environment of GMOs.

B. POLICY AREA 2: THE EU AND GLOBAL BIODIVERSITY

6. To substantially strengthen effectiveness of international governance for biodiversity and ecosystem services.

Germany adopted the National Strategy on Biological Diversity in 2007. The Third National Report to the CBD was submitted in 2005. Germany provided all thematic reports to the CBD except for the one on access and benefit-sharing.

The Third National Report to the CBD does not indicate any figures but explains that a wide range of institutions provide funding for biodiversity, including federal and state government (with various ministries), as well as public and private foundations. In 2003, Germany spent EUR 72 700 000 on CBD-relevant measures in bilateral and regional development cooperation. In the third replenishment (2002-2006) of the Global Environment Facility, Germany contributed USD 293 000 000. GEF provides approximately 40 % of the funds for the Focal Area Biodiversity. The total German contribution to multilateral cooperation in the field of biological diversity for the period 1991 to 2006 comes to some EUR 30 000 000 per year. Germany is one of the key contributors to CBD, Ramsar, CMS, AWEA, the World Heritage Convention and the UNEP Environment Fund.

7. To substantially strengthen support for biodiversity and ecosystem services in EU external assistance.

Funds allocated for biodiversity projects and programmes in developing countries (B7.1.3) and Members State's Overseas Countries and Territories (B7.1.6):

The German development cooperation system is multi-organisational. The Federal Ministry for Economic Cooperation and Development (BMZ) plays a central role. It relies principally on two implementing agencies: the Agency for Technical Cooperation (GTZ) and the KfW Development Bank. The full range of German organisations that rely on Official Development Assistance (ODA) funding is more diverse than this organisational core and includes more than 30 institutions, including other federal ministries, official agencies and organisations outside government as well as regions and municipalities. Germany has never stated a preference in favour of specific groups of countries. It admits that poorest countries need donors' full support but also considers cooperation with economically more advanced countries as vital for achieving the Millennium Development Goals. Distinction is made

between “priority partner countries”, where BMZ intends to focus on up to three priority areas, and “partner countries”, where co-operation is limited to one priority area. ODA covers issues such education, food security; health, peace-building, poverty and protecting the environment. Conserving biodiversity is one of the key areas of German development cooperation relating to environmental and resource conservation.

According to the OECD data for 2005, annual spending on biodiversity-related bilateral aid in 2005 was EUR 34 300 000, which amounted to 0.6 % of the total bilateral aid budget. However, definition of biodiversity related aid is difficult, and the Member State maintains that annual spending on biodiversity-related bilateral cooperation amounts to EUR 165 000 000 in 2008 (including measures for sustainable forest management).

Integration of biodiversity considerations into development programmes and projects impacts on biodiversity (Action B7.2.2 & 7.2.5):

A review of environmental assessment regimes of bilateral and multilateral development agencies by the Canadian International Development Agency (CIDA), on behalf of the OECD, found that in Germany, since 1988 every development assistance project has been subject to an environmental assessment procedure that is integrated into the project cycle. Environmental assessment is considered to be an on-going process throughout the planning, appraisal and implementation stages of development assistance projects. The environmental assessment procedure currently used is in close conformity with the OECD/DAC Good Practices for Environmental Impact Assessment of Development Projects. The general aim of environmental assessment is to determine at an early stage whether a project is likely to have any harmful environmental impacts, and if they can be avoided or minimised to an acceptable level by an appropriate project concept. Otherwise, the project will be excluded from promotion. A further aim for the project planning is to integrate approaches of ecological sustainability.

In the appraisal report each project is also classified into one of five categories, according to its possible environmental impact (environmental risk) and the eventual need for mitigation and/or monitoring measures. An environmental statement is attached to the appraisal report in specified cases.

8. To substantially reduce the impact of international trade on global biodiversity and ecosystem services.

Germany reported a high level of trade, including 6320 import permits, 1032 export permits, 6780 re-export permits and 976 intra-EU trade permits issued in 2006. No information on the number of permit applications denied was submitted. The number of seizures was 1562 in 2005 and 1560 in 2006. Building of national capacity included development of information tools, improvement of national networks, computerisation, and the publication of a national CITES Identification Manual (ongoing since 1985). Advice/guidance and training was provided to staff of the Management and Scientific Authorities, the enforcement authorities and traders, while NGOs and the public also received advice/guidance. A range of workshops supported national capacity-building for the implementation of CITES. Financial contributions to developing countries included CITES training workshops that were conducted for CITES authorities in Cambodia and Vietnam, as well as financial assistance provided to the Great Apes Survival Project (GRASP). The annual contribution to the CITES Trust Funds was paid.

C. POLICY AREA 3: BIODIVERSITY AND CLIMATE CHANGE

9. To support biodiversity adaptation to climate change.

Progress on Kyoto targets (C9.1.1):

In 2005 greenhouse gas emissions in Germany amounted to one billion tonnes, which was 18.7 % lower than in the base year. According to recent analysis and projections, Germany (together with Sweden and the United Kingdom) is expected to achieve its Kyoto target (a 21.0 % reduction against base levels) and with a reduction of 22.4 % in 2010.

Adaptation measures to increase biodiversity resilience to climate change (C9.4.1 & 9.4.3):

Germany has a Climate Protection Programme, and includes targets relating to climate change threats to biological diversity in its National Strategy on Biological Diversity.

Adaptation actions (and research – see below) are being undertaken in various sectors, such as the use of silvicultural methods that conserve and improve the adaptive capacity of forests.

As part of the implementation of the Habitats Directive, the Federal Nature Conservation Act (2002) states that regions shall establish a network of interlinked biotopes covering at least 10 % of each region, with legally protected core areas and connecting habitats. It is therefore hoped that this network will help to maintain the resilience of its component habitats and facilitate necessary movements of species in response to changing conditions.

A climate change vulnerability assessment has been carried out, but habitats and species at most risk to climate change have not been identified yet. At present, development of measures to reduce the negative impacts of climate change on biological diversity in Germany are on hold due to the need for more information. More reliable information on threats to plant species is expected from a research project currently being conducted by the Federal Agency for Nature Conservation, which is modelling the impacts of climate change on plants. Another ongoing research project is assessing the risks arising from climate change for the protection objectives of selected protected areas in Germany, including Natura 2000 areas. Impacts are also being investigated under national and international research into air-pollution.

D. POLICY AREA 4: THE KNOWLEDGE BASE

10. To substantially strengthen the knowledge base for conservation and sustainable use of biodiversity, in the EU and globally.

National research programmes (D10.1):

Germany has a dedicated national programme supporting biodiversity research. There are two forums where biodiversity is included as a topic-the National Committee for Global change Research and the National Board of Diversitas International. There are plans for a dedicated national forum for biodiversity by 2010.

E. THE FOUR KEY SUPPORTING MEASURES

1. Ensuring adequate financing

Overall use of Community funds for biodiversity:

Agri-environment and other land management schemes: RDP 2000-2006

The German RDP 2000-2006 covers biodiversity activities in all 4 priority areas, which makes it difficult to identify the exact amount allocated for biodiversity-activities alone. Furthermore, the allocation for agri-environmental measures (Priority 3) between the Länder varies significantly from 9 % up to 62 % of the total EAGGF contribution.

Under Priority 1: Improving rural structures, the following biodiversity-related activities were identified: management of agricultural water resources, promotion of coastal protection, assistance to areas damaged by natural disasters and introducing appropriate prevention instruments. Activities under this priority account for 39 % of the total EAGGF contribution.

Under Priority 2: Improving production and marketing structures, the following biodiversity-related activity was identified: strategies for organic and regional produce. Activities under this priority account for 10 % of the total EAGGF contribution.

Under Priority 3: Sustainable farming, the following biodiversity-related activities were identified: Compensatory payments for farms operating in areas with environmental restrictions (in less favoured areas LFAs), organic farming and incentives for multiannual set-aside. Important measures under this priority are compensatory allowances in LFAs which account for 8 % of the total EAGGF contribution and agri-environmental measures with 31 % of the total EAGGF contribution.

Under Priority 4: Forestry, the following biodiversity-related activities were identified: silvicultural measures and other forestry investments, including measures to curb new types of forest damage, and initial afforestation premiums.

Axis	Total Public Expenditure (in million EUR)	EAFRD Contribution (in million EUR)
Total	15014.3	9013.6

* EAFRD: European Agricultural Fund for Rural Development

European Fisheries Fund

There are some biodiversity-activities carried out with sources from the European Fisheries Fund. However, it is not possible to identify the exact amounts attributed to these activities, which include: aqua environmental measures (under Axis 2 with a total contribution from the EFF of EUR 92 875 634), and protecting and developing aquatic resources (under Axis 3 2 with a total contribution from the EFF of EUR 104 109 091).

2. Strengthening EU decision-making

Plans and follow-up to UN Millennium Ecosystem Assessment (E2.1):

Germany contributes to the implementation of the Millennium Development Goal, especially the 7th target (“Ensure environmental sustainability”), through conducting a follow-up to the Millennium Ecosystem Assessment. The systems assessed include: marine, inland water and wetland, coastal and island, cultivated, forest, heath and shrubland, and urban. The services assessed include: biodiversity, fresh water quality, food, fish, timber, climate and air regulation and cultural and amenity services.

Alignment of national biodiversity strategies with EU (E2.2):

A National Strategy for Biological Diversity was adopted in November 2007 in order to help

achieve the EU 2010 targets on biodiversity. The national strategy goes in line as well with the EU strategy on biological diversity as with other sectoral strategies. It formulates a concrete vision for the future and specifies quality targets and action objectives for all biodiversity related topics.

Effective integration of Natura 2000, Rural development, river basin management and other territorial plans and programmes in support for biodiversity (E2.5):

Biodiversity aspects are included in the National Sustainability Strategy of 2002. This Strategy contains several chapters addressing the protection and conservation of biological diversity including 21 indicators for measuring progress. An analysis of progress using these indicators was published in 2007. On 27 November 2007 chancellor Merkel opened the consultation process for the third progress report for this strategy which will be approved by the Federal Cabinet for submission to the Bundestag in autumn 2008. The Länder are striving towards own sustainable development strategies and 2603 local authorities are formally committed to the local Agenda 21 process.

In the publication "Landmark Sustainability 2005 – Appraisal and Perspectives" the German government also presented sustainability strategies in the following areas: "Modern electricity supply – integrating renewable energies to optimum effect", "Renewable raw materials – for new products and growing markets", "Sustainable forestry – developing economic prospects" and "Biodiversity – protection and utilisation". Aspects of biological diversity are also dealt with in sectoral strategies, for example the national strategy for agro-biodiversity (2007) which includes biodiversity and genetic resources in agriculture, horticulture, forestry, fishery, and food industry (1999). A Bund-regions strategy "Forestry and Biodiversity" (2000) also exists and by amending the Federal Forest Act, the aim was to enhance 'nature-orientated forestry and safeguarding biodiversity' whilst, at the same time, "strengthening the room for manoeuvre for the forest enterprises".

3. Building partnerships

National partnerships for biodiversity including private sector involvement (E3.1):

Germany has initiatives supporting partnership for biodiversity in the tourism, mining and sports sectors. Guidelines have been published in the tourism sector for nature tourism products. There is also partnership for Natura 2000, including the publishing of guidance documents such as "Natur – Erlebnis – Angebote" and "Nachhaltiger Tourismus in Naturparken". An additional guideline on Natura 2000 in tourism and sports is envisaged for Spring 2008.

4. Building public education, awareness and participation

National/Sub-national public awareness campaigns/initiatives (E4.1):

According to the ECNC analysis of the report on Flash Eurobarometer, only 16 % of German respondents have never heard of the term 'biodiversity'. Of the remaining 84 % who had heard of the term, 71 % knew what it meant. A total of 53 % of respondents from Germany felt that they were either 'well informed' or 'very well informed' about biodiversity loss. There was much less awareness about the Natura 2000 network; 90 % of respondents from Germany had never heard of it. Of those who had heard of it, only 3 % knew what it was. Overall, 53 % of German respondents felt that they made personal contributions to protecting biodiversity.

In 2004, the Federal Ministry for the Environment organised a conference entitled "Dialogue for the National Sustainable Development Strategy: How could its environmental profile be strengthened?" The National Sustainable Development Strategy is thus the first ever political programme of any German government which has been drafted with the active participation of the country's citizens. One of the guiding principles of the strategy is that "Citizens, producers and consumers, industry and trade unions, the academic community, churches and associations are important stakeholders in sustainable development, along with the government. They should all be involved in the public dialogue about the vision of sustainable development, and should independently gear their decisions and actions to the goals of sustainable development."

Since the early 1990s, the German Federal Ministry for Environment, Nature Conservation, and Nuclear Safety and the German Federal Environmental Agency have investigated the environmental awareness and behaviour of German citizens. Compared to the 2004 survey, there was an increase of 7 %. Every fourth person now considers environmental protection one of the most important issues in Germany.

F. MONITORING

Within the new National Strategy for Biological Diversity (2007), Germany has developed a wide-ranging system of biodiversity indicators. Several indicators build on long-established data series, others are currently under development. In total, they cover most of the indicators from the CBD, EU/PEBLDS and SEBI 2010 indicators framework, with only funding for biodiversity, and patents not being addressed. The system of indicators is particularly strong in terms of species, habitats, protected areas, and ecosystems under sustainable development.

The schemes for biodiversity monitoring in Germany cover a range of ecosystems, in particular those under the Habitats and Birds Directive, with integrated monitoring in the marine and coastal region under development. Species monitoring is strong regarding birds and taxa on the Habitats Directive, while butterfly monitoring is under development. Germany is also contributing to the Global Earth Observation System of Systems (GEOSS) through Europe's contribution, the Global Monitoring for Environment and Security (GMES), and to Infrastructure for Spatial Information in Europe (INSPIRE). Many more monitoring programmes, in particular for species, are going on at the regions or local level.

DATA SOURCES

A1. To safeguard the EU's most important habitats and species:

A.1.1, A.1.2 & A.1.4

http://ec.europa.eu/environment/nature/natura2000/barometer/index_en.htm)

<http://dataservice.eea.europa.eu/atlas/viewdata/viewpub.asp?id=2639>

<http://cdr.eionet.europa.eu/>)

http://ec.europa.eu/environment/nature/ecosystems/docs/adaptation_fragmentation_guidelines.pdf

A.1.2

EEA/ETC (see <http://cdr.eionet.europa.eu/>) SEBI 03

A.1.3

http://www.dda-web.de/downloads/texts/publications/flade_waldvoegel_in_d.pdf

A2. To conserve and restore biodiversity and ecosystem services in the wider EU countryside

A2.1.1, 2.1.2 & 2.1.8

Published National Rural Development Programmes (IIEP database 2008)

European Commission unpublished data (2008)

MS questionnaire

A2.1.11

Third National Report to the Convention on Biological Diversity (2005)

<http://www.cbd.int/doc/world/de/de-nr-03-en.pdf>

National Biodiversity Strategy

http://www.bmu.de/files/pdfs/allgemein/application/x-download/national_strategy_biodiv.pdf

A2.1.4 & 2.1.10

Alliance Environment (2007). Evaluation of the application of cross compliance as foreseen under Regulation 1782/2003. Part I: Descriptive Report - 26/07/2007. Report to the European Commission.

A2.1.5 & A2.2.1

MS Questionnaire

A2.3.1

WFD Scoreboard http://ec.europa.eu/environment/water/water-framework/transp_rep/scoreboard_en.htm

A2.4.2 & 2.4.3

Germany NEC Directive submission (12 Mar 2008)

<http://cdr.eionet.europa.eu/de/eu/nec/envr16s8w>

NEC Directive National Programmes

http://ec.europa.eu/environment/air/nationalprogr_dir200181.htm

http://www.bmu.de/english/air_pollution_control/general_information/doc/4352.php

MS reporting to NEC Directive

http://ec.europa.eu/environment/air/implem_nec_directive.htm

A3. To conserve and restore biodiversity and ecosystem services in the wider EU marine environment

A3.1

<http://www.cbd.int/doc/world/de/de-nr-03-en.pdf>

<https://www.cbd.int/doc/world/de/de-nbsap-01-en.pdf>

<http://www.ikzm-strategie.de/>

A3.2

http://ec.europa.eu/water/water-bathing/report_2007.html

A3.3

<http://faolex.fao.org/docs/pdf/ger24206.pdf>

<http://faolex.fao.org/docs/texts/ger74736.doc>

<https://www.cbd.int/doc/world/de/de-nbsap-01-en.pdf>

A3.4

<http://europa.eu/rapid/pressReleasesAction.do?reference=MEMO/07/617&format=HTML&aged=1&language=EN&guiLanguage=en>

A3.5a

http://www.bmu.de/english/current_press_releases/pm/40517.php

http://ec.europa.eu/fisheries/cfp/structural_measures/op/germany_de.pdf

<https://www.cbd.int/doc/world/de/de-nbsap-01-en.pdf>

A3.5b

http://www.bmu.de/english/current_press_releases/pm/40517.php

<http://ec.europa.eu/fisheries/fleetstatistics/index.cfm?ctyCode=DEU>

A4. To reinforce compatibility of regional and territorial development with biodiversity in the EU

Infoview Data (DG Regio)

A5. To substantially reduce the impact on EU biodiversity of invasive alien species and alien genotypes

A5.1.2

MS Questionnaire

http://www.nobanis.org/Regulations_FL.asp

http://www.bmu.de/files/pdfs/allgemein/application/pdf/bundnatschugesetz_neu060204.pdf

www.jki.bund.de

http://www.bmu.de/naturschutz_biologische_vielfalt/downloads/doc/40333.php

<http://www.floraweb.de/neoflora/>

A5.1.2 & 5.1.3

National Report on the Cartagena Protocol on Biosafety

<http://www.cbd.int/biosafety/parties/reports.shtml?report=NR-CPB-01>

European Commission Report on the Implementation of National Measures on the Coexistence of Genetically Modified Crops with Conventional and Organic Farming

http://ec.europa.eu/agriculture/coexistence/index_en.htm

http://www.gmo-compass.org/eng/news/country_reports/

National legislation and information

http://www.bvl.bund.de/cIn_007/DE/00_Splash/splash_node.html_nnn=true

B6: To substantially strengthen effectiveness of international governance for biodiversity and ecosystem services

<http://www.cbd.int/countries/?country=de>

<http://www.cbd.int/doc/world/de/de-nr-03-en.pdf>

<http://www.cbd.int/convention/parties/contributions.shtml?tab=2&yr=2007>

http://www.ramsar.org/res/key_res_ix_12_e.htm

http://www.cms.int/bodies/StC/32_stc_meeting/French/Doc_09_Fonds_Affectation_avec_Annexes.pdf

http://www.unep-aewa.org/meetings/en/stc_meetings/stc4docs/pdf/stc4_9_income_expenditures.pdf

<http://whc.unesco.org/en/sessions/31COM/documents/>

http://www.unep.org/rmu/en/Financing_of_UNEP/Environment_Fund/Table_2007/index.asp

B7. To substantially strengthen support for biodiversity and ecosystem services in EU external assistance

B7.1.3 & 7.1.6:

www.oecd.org/dac/stats/crs.

OECD Development Cooperation Directorate

http://www.oecd.org/department/0,3355,en_2649_33721_1_1_1_1_1_1,00.html

<http://www.bmz.de/en/issues/Environment/arbeitsfelder/index.html>

B7.2.2 & 7.2.5:

<http://www.acdi-cida.gc.ca/CIDAWEB/acdicida.nsf/En/REN-218131217-PEH>

B8. To substantially reduce the impact of international trade on global biodiversity and ecosystem services

<http://www.cites.org/eng/resources/reports/biennial.shtml>

<http://www.cites.org/eng/cop/14/doc/E14-07-1.pdf>

C9: To support biodiversity adaptation to climate change

C9.1.1

EC (2007) Communication from the Commission. Progress towards achieving the Kyoto objectives.

http://ec.europa.eu/environment/climat/gge_progress.htm

C9.4.1 & 9.4.3

EEA. 2005. *Vulnerability and adaptation to climate change in Europe*. European Environment Agency, Copenhagen, Denmark.

Third National Report to the Convention on Biological Diversity (2005)

<http://www.cbd.int/doc/world/de/de-nr-03-en.doc>

Fourth National Communication On Climate Change to the UNFCCC (2006)

<http://unfccc.int/resource/docs/natc/gernc4.pdf>

<http://www.bmu.de/english/aktuell/4152.php>

D10. To substantially strengthen the knowledge base for conservation and sustainable use of biodiversity, in the EU and globally

D10.1:

MS Questionnaire

<http://www.biodiversity-exploratories.de>

E1. Ensuring adequate financing

http://ec.europa.eu/agriculture/rur/countries/de/file2003_en.pdf

http://ec.europa.eu/environment/life/countries/documents/germany_en_nov07.pdf

See A3.4

E2. Strengthening EU decision-making

E2.1

MS Questionnaire

<https://www.cbd.int/doc/world/de/de-nr-03-en.pdf>

E2.2

<https://www.cbd.int/doc/world/de/de-nbsap-01-en.pdf>

E2.5

http://www.bundesregierung.de/nn_233734/Webs/Breg/EN/Issues/Sustainability/sustainability.html

<https://www.cbd.int/doc/world/de/de-nr-03-en.pdf>

http://www.bundesregierung.de/nsc_true/Content/EN/StatistischeSeiten/Schwerpunkte/Nachhaltigkeit/Anlagen/wegweiser-nachhaltigkeit.templateId=raw.property=publicationFile.pdf/wegweiser-nachhaltigkeit

<http://www.umweltdaten.de/publikationen/fpdf-l/3436.pdf>

http://www.bmelv.de/cln_044/nn_751688/SharedDocs/downloads/09-BiologischeVielfalt/StrategiepapierAgrobiodiversitaet.templateId=raw.property=publicationFile.pdf/StrategiepapierAgrobiodiversitaet.pdf

E3. Building partnerships

E3.1:

MS Questionnaire

<http://www.viabono.de>

www.naturerlebnisangebote.de

<http://www.naturerlebnisangebote.de/download/leitfaden.pdf>

http://www.bfn.de/fileadmin/MDB/documents/tourismus_leitfaden.pdf

E4. Building public education, awareness and participation

http://ec.europa.eu/public_opinion/index_en.htm

http://ec.europa.eu/environment/nature/knowledge/rep_habitats/docs/memberstates_summary_en.pdf

<http://www.umweltbewusstsein.de/ub/englisch/2006/studie/studie2006.html>

http://www.bundesregierung.de/nn_233734/Webs/Breg/EN/Issues/Sustainability/sustainability.html

F1-4. Monitoring, evaluation and review

<http://eumon.ckff.si/>

<http://www.cbd.int/doc/world/de/de-nbsap-01-en.pdf>

GREECE

Competent authority(ies) for nature & biodiversity:

Ministry of the Environment (MINENV): <http://www.minenv.gr/1/e100.html>

Most recent national/subnational biodiversity strategy/action plan:

Latest review of the implementation of biodiversity strategy/action plan:

Alignment with EU biodiversity plan:

Alignment with EU 2010 Biodiversity Indicators (SEBI 2010):

Key sources of official nature & biodiversity information used for evaluation:

- Ministry of the Environment (MINENV): <http://www.minenv.gr/1/e100.html>
- Mediterranean Action Plan (MAP):
<http://www.unepmap.org/index.php?module=content2&catid=001001002>
- Third National Report-Convention of Biological Diversity (2008):
<http://www.cbd.int/doc/world/gr/gr-nr-03-en.pdf>
- EU Operational Programme for Fisheries Press Release-Greece:
<http://europa.eu/rapid/pressReleasesAction.do?reference=MEMO/08/18&format=HTML&aged=1&language=EN&guiLanguage=en>

SUMMARY OF PROGRESS IN DELIVERY OF OBJECTIVES OF EU BIODIVERSITY ACTION PLAN

A. POLICY AREA 1: BIODIVERSITY IN THE EU

1. To safeguard the EU's most important habitats and species.

Natura 2000 sites (terrestrial and marine) (A1.1, A 1.2 & A.1.3)

	<i>Number of sites</i>	<i>Area (km²)</i>
Total SCIs/SACs (Habitats Directive)	239	27 641
SCIs/SACs with marine component (Habitats Directive)	102	5 998

Total SPAs (Birds Directive)	163	16 755
SPAs with marine component (Birds Directive)	16	567

Number of SCIs and SACs - Natura 2000 Barometer – June 2008 (Source: European Topic Centre on Biological Diversity based on data supplied by Member State)

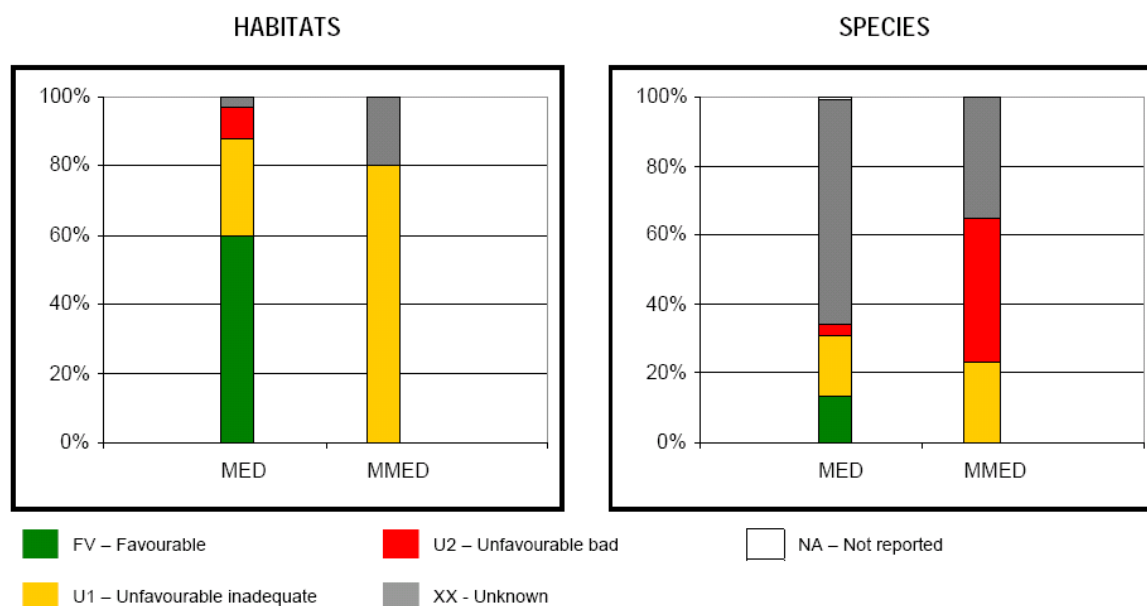
Greece was considered, by June 2008, to have achieved a level of sufficiency of 99.1 % for site selection for species and habitat types under Habitats Directive, in its territory. However, only one Natura 2000 site has a completed/agreed management plan, with 95 in development.

According to the EC LIFE Programme/Database, under the LIFE Nature programme, there was a total of 17 projects in Greece with an EC contribution of EUR 16 023 103, during the period 2000-2006. In the year 2007, according to the indicative national allocations, projects in Greece received EUR 6 356 000 from LIFE+ funds.

Spatial data is available online.

Conservation status assessment (A1.2)

Under the Habitats Directive Greece has one biogeographical region (mediterranean). The results of the first conservation status assessment for species and habitats of community interest are as follows:



Region / Conclusion	HABITATS					SPECIES				
	FV	U1	U2	XX	NA	FV	U1	U2	XX	NA
Mediterranean	60	28	9	3		13	18	3	65	1
Marine Mediterranean		80		20			24	41	35	
Member State	57	31	8	4		12	19	6	62	1

*The conservation status categories: FV = favourable, U1 = unfavourable-inadequate, U2 = unfavourable-bad, XX = unknown, NA = no evaluation given by MS

Overall assessment of conservation status by biogeographical region (Analysis by the European Topic centre on Biological Diversity based on data supplied by Member State)

Ex-situ conservation (A.1.3)

Ex-situ conservation measures are under development. The Ministry of Rural Development and Food aims at the development of New Gene Bank facilities responsible for the collection, characterization, documentation and long term conservation of 5,000 samples of wild or relatives of the cultivated species throughout Greece. Besides this target, the Greek Gene Bank has under its responsibility the management and protection of 8.000 species that are conserved in its premises and other Institutions of National Foundation of Agricultural Research.

Common bird monitoring (A.1.3)

A pilot common bird monitoring study is carried out by the Hellenic Ornithological Society.

Red Data Book/Lists, National/Subnational Atlases, Action Plans (A.1.3)

Red Data Lists have been taken into consideration for conservation planning in the past, but the information contained in the existent Books is relatively old. Today, the most recent instrument for conservation planning is the implementation report of the Habitats Directive for the period 2000-2006. The information contained in this report, together with the information that will be incorporated in the updated Red Data Books, being under revision with funding from the 3rd CSF and expected to be finalized by 2009, will be used for the identification of species in need of drafting Action Plans, the formulation of a national monitoring programme, the implementation of the Environmental Impact Assessment Procedure, the formulation of conservation measures.

2. To conserve and restore biodiversity and ecosystem services in the wider EU countryside.

Rural Development Programmes (A2.1.1, 2.1.2 & 2.1.8):

According to information supplied by the Greece authorities, the Axis 2 budget of the RDP accounts for about 33.8 % of public RDP expenditure (i.e. EAFRD allocations plus co-financing). The majority of Axis 2 funds are focused on agri-environment payments, 17.7 % of EAFRD expenditure (52.5 % of Axis 2 spending). There is also a small allocation of funding for Natura 2000 forest measures (0.2 % of total EAFRD expenditure).

A significant amount of funding is allocated for first afforestation measures on agricultural land (2.8 % of total EAFRD expenditure) or non-agricultural land (0.6 % of EAFRD).

Agricultural genetic diversity (A2.1.11):

The country has set targets for the coming decade regarding plant genetic resources. These include the establishment of a national committee on plant genetic resources, the founding of national research projects on plant genetic resources, the updating and enforcement of the legal framework and the collaboration of plant genetic resources bodies at regional and international levels. According to the country's CBD report, targets have been included in sectoral strategies, plans and programmes. Furthermore, it refers to the implementation of the Council Regulation (EC 870/2004) on the conservation, characterisation, collection and utilisation of genetic resources in agriculture. The country also states that an active network of farmers that collect, use and exchange old crop varieties called "Peliti" has been established.

Agricultural cross-compliance measures (A2.1.4 & 2.1.10):

Greece has included a number of GAEC Minimum Level of Maintenance measures (as referred to in article 5 of Council Regulation (EC) No 1782/2003), that may help to protect biodiversity within farmland habitats. These include minimum stocking density levels for pasture land (which are set at 0.2 LU/hectare for all categories of animal, unless more specific rules exist at regional level). The ploughing of permanent pasture is also prohibited (except in cases where an environmental or archaeological need is demonstrated) and farmers must not destroy terraces, walls, dykes and natural banks bordering parcels.

Afforestation / deforestation policies and biodiversity (A2.1.5):

No response was received from the Member State to the European Commission's questionnaire. In the absence of other readily available data, progress with this target and related actions cannot therefore be evaluated.

Soil protection and biodiversity (A2.2.1):

No response was received from the Member State to the European Commission's questionnaire. In the absence of other readily available data, progress with this target and related actions cannot therefore be evaluated.

Measures to improve the ecological status of freshwaters (A2.3.1):

According to the European Commission's WFD Scoreboard, Greece has met its WFD transposition and reporting obligations with respect to notification (Article 24), inter-calibration exercise and the production of a River Basin Districts Report (Article 3). Furthermore, Greece has finalised the environmental and economic analysis required under Article 5 and has submitted the relevant reports. Revision of the monitoring network, including the development of monitoring programmes for biological quality elements, according to the requirements of Article 8 is underway.

Measures to reduce air pollution impacts on biodiversity (A2.4.2 & 2.4.3):

In 2006, Greece's emissions of nitrogen oxides were below the ceiling set by the NEC Directive. Sulphur oxides, ammonia and non-methane volatile organic compounds emissions exceeded the targets, but it is expected that the country will meet these ceilings by 2010.

3. To conserve and restore biodiversity and ecosystem services in the wider EU marine environment.

Good marine ecological status (A3.1a):

According to the Article 17 National Summary for Greece, 80 % of the 'Marine-Mediterranean' habitat types listed in Annex I to Habitats Directive in Greece have an 'unfavourable-inadequate' status. The remaining 20 % have an 'unknown' status.

Greece is a contracting party to the Barcelona Convention and therefore has responsibilities under the Mediterranean Action Plan and the Strategic Action Plan for Protection of Biological Diversity in the Mediterranean Region (SAP BIO). According to the Barcelona Convention, the Contracting Parties shall, individually or jointly, take all appropriate measures to protect and preserve biological diversity, rare or fragile ecosystems, as well as species of wild fauna and flora which are rare, depleted, threatened or endangered and their habitats, in the area to which this Convention applies. Greece has also drafted its National

Report for SAP-BIO, in the frame of preparation of the overall Mediterranean Strategic Action Plan.

The newly adopted EU Marine Strategy Framework Directive (MSFD) requires the progressive development of certain marine strategies in order to achieve “Good Environmental Status” in all European seas by 2020. Greece is in the process of establishing the appropriate National Plans in order to follow the strict time schedule of MSFD implementation plan.

Integrated coastal zone management (ICZM) (A.3.1.b):

A National Report on Coastal Zone Management in Greece was officially submitted to the European Commission on 24 May 2006. The objectives and targets for ICZM are incorporated into the following on-going studies: the Global Framework for the National Spatial plan, the Special Framework for the Spatial Planning of Industry, the Special Framework for Spatial Planning of Renewable Energy, and the Special Framework for Spatial Planning of Tourism. These documents were considered as equivalent to an ICZM National Strategy as reported in the EU ICZM Evaluation Report.

Pollution: Bathing water quality (A3.2)

With 2,055 bathing waters, Greece accounts for about 9.6 % of the reported bathing waters of the European Union. According to the Bathing Water Report for the 2007 season, general bathing water quality in coastal areas remained excellent, though there was a slight decrease from the 2006 bathing season. All the coastal bathing areas complied with the mandatory standards (100 %). Compliance with the minimum standards decreased slightly from 99.7 % in 2006 to 99.5 % in 2007. Compliance with the more stringent guide values decreased from 96.9 % in 2006 to 95.5 % in 2007. All the areas were open for bathing. Ten were not sufficiently monitored.

Ecosystem approaches in Fisheries management measures (A3.3):

Greece has an Operational Programme for Fisheries 2007-2013, but it is not clear if it incorporates the ecosystem approach.

Community and National Financing under European Fisheries Funds (EFF) (A3.4):

The Greek Operational Programme 2007-2013 for Fisheries includes environmentally-friendly measures, including reduction of fishing capacity of the fleet and promotion of environmentally-friendly methods in aquaculture. The majority of the EFF contribution for Greece (37 %) went to Axis 1 ‘Measures for Adaptation of the Fishing Fleet’. Axis 2 ‘Aquaculture, inland fishing, processing and marketing of fishery and aquaculture products’ received 29 % of the EFF funds and Axis 3 ‘Measures of Common Interest’ received 16 % of the EFF funds. The Operational Programme document itself is only available in Greek so determination of the specific number of environmentally-friendly objectives within each Axis was not able.

Restoration programmes for diadromous species (A3.5.a):

There is no information on whether there are fisheries management plans for diadromous species in Greece.

Fishing Capacity-Decommissioning (A3.5.b):

The EU Member State Fleet Statistics recorded that, between 1999 and 2006, the number of

vessels in the Greek fleet declined by 9.9 %. The total tonnage was reduced by 14 % over the same period. The total power declined by 16 %.

According to the EU press release, the Greek Operational Programme 2007-2013 for Fisheries contains measures aimed at the reduction of the fishing capacity of the fleet. The Operational Programme 2000-2006 for fisheries also contained measures for reducing fleet size by scrapping, transferring vessel to a third country, or reassignment of vessel for other purposes.

Action plans and conservation status for marine species and habitats (A3.6):

As a party to the Barcelona Convention, Greece has adopted the Action Plan for the Conservation of Mediterranean Turtles, within the context of the Mediterranean Action Plan. The objectives of this Action Plan are: (1) the protection, conservation and, where possible, enhancing of the populations of marine turtles in the Mediterranean; (2) the appropriate protection, conservation and management of the marine turtle habitats including nesting, feeding, and wintering areas and migration routes; (3) improvement of the scientific knowledge by research and monitoring.

In addition, five other regional Action Plans have been adopted within the MAP context. These directly concern species conservation for the most threatened and most emblematic species in the Mediterranean. Species included are: monk seal, cetaceans (especially bottlenose dolphin), seabirds such as Audouin's gull, cartilaginous fishes like the great white shark and the saw-shark and marine plants i.e. macrophytes and plant assemblages seen as natural monuments, like *Posidonia* barrier reefs.

The Action Plans adopted in the MAP context described above all include an objective relating to the elaboration and setting up monitoring programmes and monitoring networks for the species in question.

Research and data collection for the Mediterranean Monk Seal (*Monachus monachus*) is carried out through a number of projects almost all over Greece, mainly by MOm-the Hellenic Society for the Study and Protection of the Monk Seal. In the wider area of the National Marine Park of Alonissos - Northern Sporades, the Mediterranean Monk Seal has been monitored since 1990. Specifically in sites with *Monachus monachus*, the implementation of the National Programme for the Protection of the Mediterranean Monk Seal (Archipelagos and MOm, 1996) has been continued. The main target area has been the National Marine Park of Alonissos. In Kimolos – Polyaigos and North Karpathos – Saria implementation took place with the support of a Life – Nature project. Another Life-Nature project is addressing mitigation of the conflict between monk seals and fisheries.

Photos sent by local Port Police are also kept. Through a number of projects, NGOs (mainly ARCHELON, the Sea Turtle Protection Society of Greece), are monitoring the most important populations of the Loggerhead sea turtle *Caretta caretta* all over Greece. In sites important for nesting of *Caretta caretta*, actions for the reduction of the intentional and accidental injuries /deaths among loggerhead sea turtles arising from capture in fishermen's nets were implemented through a Life-Nature project. Through this project the existing rehabilitation system (rescue centre and rescue network) was improved and complemented with the opening of two first aid centres at areas where most captures are recorded. Moreover, protection of nests and hatchlings were conducted in southern Kyparissia bay by a Life-Nature project. Similar actions were carried out in Zakynthos National Marine Park (prevention of sound and light pollution, control of activities on the beaches). Incidents of dead, wounded or live marine turtles that have been stranded are also recorded by the Port Police Service of the Ministry of Merchant Marine.

As regards cetaceans, incidents of dead, wounded or live species that have been stranded are recorded with photos sent by local Port Police and are kept in an electronic file by the Port Police Service of the Ministry of Merchant Marine. Environmental NGOs are informed on the incidents respectively. Wounded or dead cetaceans are examined, where possible, by veterinaries of the Prefectures or the Veterinary School of Universities. Further on, Universities, research institutes and NGOs (like the Veterinary School of the University of Thessaloniki, National Centre for Marine Research, Fisheries Research Institute, Rhodes Aquarium of HCMR, Pelagos Cetacean Research Institute, ARION, Tethys) are collecting data on their own databases. All of the above mentioned bodies do biometric measurements, external examination and take photos. Many of them do also tissue examination. For the strandings per year reported by the port-police an annual report is prepared.

Under the European Monitoring of Habitats, a number of marine and coastal habitats are also monitored in Greece, including: Coastal dunes with *Juniperus* spp., Coastal lagoons, Embryonic shifting dunes, Estuaries, Mediterranean salt meadows (*Juncetalia maritimi*), and *Posidonia* beds (*Posidonion oceanicae*).

Aquaculture planning and biodiversity (A3.7):

There is an Operational Programme for fisheries and aquaculture in Greece for 2007-2013. Its plans for Aquaculture (Axis 2) includes the implementation of methods for improvement of positive impacts of aquaculture on the environment; the support of traditional, biological and sustainable aquaculture methods; and the modernization of the fisheries methods in internal waters. The plans for 'Measures for Common interest' (Axis 3) also include management measures for fisheries resources as well as environmental and biodiversity protection.

4. To reinforce compatibility of regional and territorial development with biodiversity in the EU.

Biodiversity spending under Cohesion and structural funds:

Under the Cohesion and structural funds, for the period 2007-2013, expenditures foreseen by Greece for Biodiversity & nature protection, amount to EUR 180 000 000. Other relevant areas where Cohesion and structural funds will be allocated are Promotion of Natural Assets (EUR 22 000 000) and Natural Heritage (EUR 32 000 000).

5. To substantially reduce the impact on EU biodiversity of invasive alien species and alien genotypes.

Strategies to reduce impacts from invasive alien species (A5.1.2):

No questionnaire response was received from the Member State. However, according to an IEEP study carried out in 2006, Greece has created IAS national/subnational legislation addressing trade including export and import, and control/eradication. The country prohibits the import of all alien species to be farmed/used as baits, and regulates trade in some alien species through CITES regulations. Furthermore, the Sanitary Committee may decide to control introduced animal species. However, it remains unclear whether a national strategy dealing with IAS has been developed, and whether a national/subnational database has been created.

As regards IAS research, a lot has been done by the Hellenic Centre for Marine Research (HCMR) on marine IAS, including the publication of an updated list of marine alien species in Hellenic waters. A network of marine researchers working on marine IAS has been set up under the name ELNAIS including nine research Institutes / Universities and more than 34

Greek scientists currently carrying out relevant research.

As regards terrestrial invasive alien species, research has been carried out by individual researchers, with 21 listed as experts under the project “Delivering Alien Invasive Species for Europe (DAISIE)”

Biosafety measures to reduce impacts from alien genotypes (A5.1.2 & 5.1.3):

Besides having ratified the Cartagena Protocol on Biosafety, Greece has adopted/implemented relevant EU Regulations and Directives including Regulation 1946/2003 on transboundary movements, which implements the provisions of the Cartagena Protocol on Biosafety into EU law. However, in April 2005, Greece notified the Commission of a provisional prohibition for the 2005 and 2006 growing seasons, of the marketing of 17 maize hybrids listed in the common catalogue of seeds. In response to this, the Commission proposed to deny the Greek ban on the basis that the maize varieties concerned do not pose any health or environmental risks. When the Council voted on the proposal, it was unable to act by a qualified majority and consequently the dossier was returned to the Commission for adoption within three months. Despite this, in January 2006, the Greek authorities extended the scope of the ban.

Currently, GMO coexistence is of little relevance to Greek farmers: the government has banned all GM crop events approved by the EU, most regions have declared themselves GM-free, and both farmers and food retailers reject GM products.

Nevertheless, politicians are discussing coexistence regulations. The Greek government has already implemented EU regulations on coexistence and traceability, and detailed rules for their application in agricultural practice are being developed by an expert committee.

B. POLICY AREA 2: THE EU AND GLOBAL BIODIVERSITY

6. To substantially strengthen effectiveness of international governance for biodiversity and ecosystem services.

Greece has not yet prepared its National Biodiversity Strategy and Action Plan. The Third National Report to the CBD was prepared in 2008. Greece submitted two thematic reports on Invasive Species (2000) and Forest Ecosystems (2001). Information for national funding for biodiversity conservation is not available. With regard to supporting developing countries, several programmes and projects have been implemented in the framework of the Bilateral Programme of Development Assistance and Cooperation in the field of Environment and Sustainable Development by the Ministry of Environment Physical Planning and Public Works. Each project had six or twelve month’s duration, aimed at the Mediterranean region, the Balkan countries and the Black Sea. Greece paid their annual contributions to CBD, Ramsar, CMS, World Heritage Convention EAWA and the UNEP Environment Funds.

7. To substantially strengthen support for biodiversity and ecosystem services in EU external assistance.

Funds allocated for biodiversity projects and programmes in developing countries (B7.1.3) and Members State’s Overseas Countries and Territories (B7.1.6):

Greece has developed a system with an Inter-ministerial Committee (EOSDOS), chaired by the Minister of Foreign Affairs, providing strategic guidance on its aid programme, and Hellenic Aid (in the Ministry of Foreign Affairs) coordinating its implementation. Its bilateral

aid programme is focused on 21 priority countries, with a high concentration in the Balkan and the Black Sea region. The country is already considering possibilities for increasing its development aid activity in the Middle East and Sub-Saharan Africa. Greece's bilateral programme is focused on a limited number of sector priorities, which are in line with its overall objective of poverty reduction.

Annual spending on biodiversity-related bilateral aid in 2006 was EUR 380 000, which amounted to 0.33 % of the total bilateral aid budget.

Integration of biodiversity considerations into development programmes and projects impacts on biodiversity (Action B7.2.2 & 7.2.5):

According to the OECD Development Assistance Committee, given the priority areas for the Hellenic Plan for the Economic Reconstruction of the Balkans (i.e. social infrastructure, economic infrastructure and productive sectors), Greece will need to carry out EIAs to identify and minimise potential environmental damage from its funded activities. It remains unclear whether necessary steps have been already taken.

8. To substantially reduce the impact of international trade on global biodiversity and ecosystem services.

The figures for CITES permits for 2005 and 2006 indicate the comparably high level of trade in CITES species. The number of import documents issued in 2005 and 2006 was 639 and 797 respectively. Ten (10) permit applications were denied in 2005 and one (1) in 2006. The number of seizures increased from 8 in 2003/04 to 15 in 2005/06. National capacity was built through hiring of more staff, purchase of technical equipment for monitoring/enforcement and computerisation. In addition, microchip-reading devices were purchased and disseminated to all the regional management authorities for facilitating controls. Advice/guidance and training was provided to the Management Authority, training was provided to the public and written advice/guidance was provided to the staff of enforcement authorities and traders. Greece paid their annual contribution to the CITES Trust Funds.

C. POLICY AREA 3: BIODIVERSITY AND CLIMATE CHANGE

9. To support biodiversity adaptation to climate change.

Progress on Kyoto targets (C9.1.1):

Greece is committed under the Kyoto Protocol and EU burden sharing agreement to restrict its growth in greenhouse gas emissions to 25 % for the period 2008-2012 compared to the base year. In 2005, emissions were 25.4 % above base year levels.

According to recent projections, with existing policies and measures emissions will rise to 34.7 % above base levels in 2010. However, with the additional measures foreseen in the 2nd National Climate Change Programme, which are being implemented, Greece's emissions are projected to be limited to a rise of 24.9 % above base levels in 2010. Greece is therefore expected to just achieve its Kyoto target. The additional measures include further use of natural gas, energy savings in industry and buildings, structural changes in agriculture and the chemical industry and emission reductions in transport and waste management.

Adaptation measures to increase biodiversity resilience to climate change (C9.4.1 & 9.4.3):

According to its reports to CBD and UNFCCC, Greece does not appear to have specific targets or strategies for climate change adaptation measures for biodiversity. Some general

conservation actions relating to protected areas are mentioned in its UNFCCC report, but no specific or additional adaptation measures are described.

From the information provided in its CBD report there is no indication that Greece has undertaken scientific studies of the vulnerability of its habitats and species to climate change.

D. POLICY AREA 4: THE KNOWLEDGE BASE

10. To substantially strengthen the knowledge base for conservation and sustainable use of biodiversity, in the EU and globally.

National research programmes (D10.1):

There is no National programme or sub-programme exclusively dedicated to Biodiversity research in Greece. However, within the context of Environmental and Physical Environment thematic areas of 3 national research programmes, related to human potential in research support, attraction of Greek researchers to be re-established in Greece, and Transnational Cooperation, 20 research projects on the field have been funded within a period of 5 years. In addition, the Third National Report on the Convention of Biological Diversity states that the General Secretariat for Research and Technology funds several projects in the field of environment, including biodiversity. There is not a National forum or network supervised or funded by GSRT, exclusively dealing with Biodiversity.

National Research Policy for the upcoming years (2007-2013) is reflected in the recently published Strategic Development Plan for Research, Technology and Innovation under the 2007-2013 NSR Framework. Biodiversity research is foreseen in two out of 11 National Thematic priorities of the Strategic Development Plan for RT&I, namely i) Agriculture, Fishery, Foodstuffs and Biotechnology, and ii) Environment. In particular, a) utilization of Biotechnology for the study, assessment and conservation of Biodiversity and b) Protection of Biodiversity for the Sustainable use of Natural Environment, protection and considerable use of Ecosystems (especially forestry and marine ones), are explicitly mentioned in the explanatory discussion of the above mentioned thematic priorities, and will be included in future Calls and Initiatives. Moreover, within the new framework, several funding and decision making tools are also foreseen to support policies, especially in Strategic and Sustainable Development thematic fields. In this context, the Biodiversity National policy development and implementation can also be supported.

There are no national forums to ensure that biodiversity outcomes are reflected in biodiversity policy development and implementation in a formal way, although significant outcomes from biodiversity research and information exchange are taken into account. Greece does have a national Clearing House Mechanism supporting the Convention on Biological Diversity (CBD). The CBD Clearing House Mechanisms were designed with three main goals in mind: the promotion and facilitation of technical and scientific cooperation; the promotion and facilitation of information exchange among Parties, other Governments and stakeholders; and a fully operational mechanism with participation of all Parties and an expanded network of partners.

E. THE FOUR KEY SUPPORTING MEASURES

1. Ensuring adequate financing

RDP 2000-2006 funding for Biodiversity-related activities (in EUR millions)

Activity	Public expenditure	EU contribution
Agri-environmental measures	400.1	299.9
Allowances in mountain and Less Favoured Areas	955.9	286.0

RDP 2007 – 2013

As regards to the protection of the environment and the sustainable development of natural resources, these priorities are included under axis 2 of the RDP, and the objectives include the preservation of biodiversity and the development of agricultural and forestry systems and traditional rural landscapes, rational management of water quantity and quality and the protection and sustainable management of soil.

This axis has a total public funding of EUR 1 714 908 870 of which the EU (EAFRD) contributes EUR 1 296 518 200.

OP under the European Fisheries Fund:

The Greek Operational Programme 2007-2013 for Fisheries (see section A3.4) includes environmentally-friendly measures, including reduction of fishing capacity of the fleet and promotion of environmentally-friendly methods in aquaculture. However the Operational Programme document itself is only available in Greek so specific number of environmentally-friendly objectives within each Axis, and the amount allocated to them have not been fully assessed.

2. Strengthening EU decision-making

Plans and follow-up to UN Millennium Ecosystem Assessment (E2.1):

It is not clear whether Greece has any plans for a follow-up to the Millennium Ecosystem Assessment.

Alignment of national biodiversity strategies with EU (E2.2):

According to the Third National Report to the Convention on Biological Diversity (2008), one of the main axes of the National Strategy for Sustainable Development is the integration of biodiversity into sectors of decision-making. In addition, some sectors have been engaged in including biodiversity concerns into their planning. For example, the national policy for tourism, published by the Ministry of Development in 2000, includes the aim of protection of natural environment through the promotion of ecotourism. The sustainability principle is integrated in the tourism policy through “the development of alternative tourism activities (ecotourism, cultural tourism, sport tourism)”. Moreover, the regional land use and sustainable development plans that have been issued in 2003 and 2004 (through Ministerial Decisions) integrate nature protection concerns into the land use and sustainable development decision-making process. In addition, the application of a number of policies financed from the EC Support Framework (e.g. Common Agriculture Policy) includes axes for the sustainable use of biological resources.

The Greek National Biodiversity Strategy, which is being developed, will take into account to a significant degree the EC Communication on “Halting the Loss of the Biodiversity by 2010

and beyond.”

Effective integration of Natura 2000, Rural development, river basin management and other territorial plans and programmes in support for biodiversity (E2.5):

According to the Third National Report to the Convention on Biological Diversity (2008), Greece contributes to the formation of the Natura 2000 network, which includes conservation areas designated under the Birds Directive (79/409/EEC) and the Habitats Directive (92/43/EEC). The selection of sites is based on list of species and habitats types that are considered to be important at the European Level. Greek Natura 2000 sites are estimated to cover more than 21 % of national territory. According to the Law 1650/1986 “for the protection of the environment”, areas of particular importance to biodiversity could be designated as protected areas. The implementation of the Habitats Directive in Greece includes thorough use of the existing Community co-financing instruments, including agri-environment measures, under the Greek rural development programmes as well as the Operational Programme “Environment” included in the Third Community Support Framework 2000-2006.

In the National Strategy for the Sustainable Development (2002) an overall target was set in relation to biodiversity—to reverse the current trends of biodiversity loss and to protect and effectively restore natural habitats. Moreover, in the Strategy for Wetland Resources (1999) targets related to wetlands are also set.

Greece implements the Common Agricultural Policy (CAP). CAP has increasingly been adapted to better integrate the high and increasing environmental and biodiversity (nature conservation) concerns of European society, with measures that encompass, on the one hand, environmental requirements integrated into the market policy and, on the other hand, targeted environmental measures that form part of the rural development policy.

The Greek National Profile for the Twelfth Session of the Commission of Sustainable Development (2004) describes the framework produced the preceding year for water protection and sustainable management of water resources, and implementing the EU Water Framework Directive (WFD) (2000/60/EC). The Law 3199/9-12-2003 on water protection and the sustainable management of the water resources introduces an innovative and holistic approach concerning water management that recognizes explicitly the ecological function of water. It also emphasizes the management of water on the basis of river basins. One of the major objectives of the Law is achieving a ‘good ecological status’ for all water resources.

With regards to monitoring programmes, the Third National Report for the CBD states that the 27 Management Bodies for Protected Areas are responsible for implementing programmes for the protected items (flora and/or fauna) and for the ecosystem’s function and productivity. For these monitoring programmes, as well as for all habitats types and species of European Community interest, indicators identified by the EC in collaboration with member states for revealing their conservation status will be used (Streamline Environmental Biodiversity Indicators -SEBI 2010 program).

3. Building partnerships

National partnerships for biodiversity including private sector involvement (E3.1):

The Third Report to the Convention on Biological Diversity (2008) describes national measures aimed at promoting partnership for biodiversity within the agriculture and tourism sectors. Measures cover a large field of instruments including both monetary incentives (agri-environment incentives for farmers, tax incentives etc) and non monetary incentives (research,

public awareness, education etc). Direct Incentives (in-cash), include incentives to adopt organic crop and animal farming methods (in development); incentives for preservation of extensively grown crops that are threatened by genetic pollution; and incentives to control pollution caused by nitrogen. Direct Incentives (in-kind), include provision of electric fences to beekeepers and the provision of guarding dogs to animal farmers for the protection of the brown bear (*Ursus arctus*). Indirect Incentives include measures for the conversion of coppice forests to high forests, incentives to promote agrotourism activities, and incentives to promote ecotourism activities.

In addition, the national policy for tourism published by the Ministry of Development in 2000 includes the aim of protection of natural environment through the promotion of ecotourism. The sustainability principle is integrated in the tourism policy through “the development of alternative tourism activities (ecotourism, cultural tourism, sport tourism)”.

4. Building public education, awareness and participation

National/Sub-national public awareness campaigns/initiatives (E4.1):

As reported in the ECNC analysis of the Flash Eurobarometer, 65 % of Greek respondents had never heard of the term ‘biodiversity.’ Of those who had heard of the term, 17 % knew what it meant. A total of 34 % of Greek respondents felt that they were either ‘well informed’ or ‘very well informed’ about biodiversity loss. Of Greek respondents, 61 % had never heard of the Natura 2000 network. Of those who had heard of it, 15 % knew what it was. A total of 72 % of Greek respondents felt that they made personal efforts to protect biodiversity.

According to the Third National Report to the Convention of Biological Diversity, Greece is preparing a communication, education and public awareness (CEPA) strategy according to the commitments to the Aarhus Convention. Greece has a Clearing House Mechanism in place to improve communication and public awareness of biodiversity issues and to encourage public participation in support of the Convention and in environmental issues in general. Biodiversity is being promoted through the press, including the bimonthly newsletter AMPHIVION of the Greek Biotope / Wetland Centre. Additionally, public relations and media oriented activities are carried out during significant anniversaries, such as International Biodiversity Day.

Greece has established 18 Environmental Education Centres in various regions of Greece to provide advice and help to teachers on environmental education and the development of relevant projects.

The Greek Ministry of Environment, Physical Planning and Public Works supported the Management Bodies of protected areas in the production of educational material. Moreover, projects by NGOs with public awareness goals have been supported.

F. MONITORING

Information on national biodiversity indicators is not available. Several terrestrial, freshwater, marine and species monitoring schemes are ongoing in Greece.

DATA SOURCES

A1. To safeguard the EU's most important habitats and species:

Member State Questionnaire response

Article 17 report <http://cdr.eionet.europa.eu/>

Natura 2000 http://ec.europa.eu/environment/nature/natura2000/barometer/index_en.htm

<http://dataservice.eea.europa.eu/atlas/viewdata/viewpub.asp?id=2639>

Completeness of N2000:

http://themes.eea.europa.eu/IMS/ISpecs/ISpecification20041007131611/guide_summary_plus_public

Spatial data http://ec.europa.eu/environment/nature/natura2000/db_gis/index_en.htm#sites

Common Bird Monitoring <http://www.ebcc.info/pecbm-estonia.html>

LIFE expenditure <http://ec.europa.eu/environment/life/project/Projects/index.cfm>

Ex-situ measures (CBD 3rd National Report) <http://www.cbd.int/doc/world/gr/gr-nr-03-en.pdf>

A2. To conserve and restore biodiversity and ecosystem services in the wider EU countryside

A2.1.1, 2.1.2 & 2.1.8

Published National Rural Development Programmes (IEEP database 2008)

European Commission unpublished data (2008)

MS questionnaire

A2.1.11

Third National Report to the Convention on Biological Diversity

<http://www.cbd.int/doc/world/gr/gr-nr-03-en.pdf>

A2.1.4 & 2.1.10

Alliance Environment (2007). Evaluation of the application of cross compliance as foreseen under Regulation 1782/2003. Part I: Descriptive Report - 26/07/2007. Report to the European Commission.

A2.1.5 & A.2.2.1

MS Questionnaire

A2.3.1

WFD Scoreboard http://ec.europa.eu/environment/water/water-framework/transp_rep/scoreboard_en.htm

A2.4.2 & 2.4.3

Greece NEC Directive submission (21 Apr 2008)

<http://cdr.eionet.europa.eu/gr/eu/nec>

A3. To conserve and restore biodiversity and ecosystem services in the wider EU marine environment

A3.1a

Article 17 National Summary-Greece

<http://www.unepmap.org/index.php?module=content2&catid=001001002>

http://ec.europa.eu/environment/water/marine/index_en.htm

http://www.pelagosinstitute.gr/en/pelagos/pdfs/NR_Greece_SAP-BIO.pdf

A.3.1.b

http://www.rupprecht-consult.eu/iczm/iczm_national_reporting_greece.htm

http://www.rupprecht-consult.eu/iczm/iczm_national_reporting.htm

A3.2

http://ec.europa.eu/environment/water/water-bathing/summary_report_2008.html

A3.3

http://ec.europa.eu/fisheries/cfp/structural_measures/op/greece_el.pdf

A3.4

http://ec.europa.eu/fisheries/cfp/structural_measures/op/greece_el.pdf

A3.5.a

A3.5.b

<http://ec.europa.eu/fisheries/fleetstatistics/index.cfm?lng=en>

<http://europa.eu/rapid/pressReleasesAction.do?reference=MEMO/08/18&format=HTML&aged=1&language=EN&guiLanguage=en>

http://www.alieia.gr/index2_en.html

A3.6

http://www.rac-spa.org/index.php?option=com_content&task=view&id=106&Itemid=149

<http://hellas.ncsr.gr/nature/mom.html#b2>

<http://www.archelon.gr/eng/wois.htm>

http://eumon.ckff.si/monitoring/monitor_show_wp23-2.php?sid=283&mid=103

A3.7

http://ec.europa.eu/fisheries/cfp/structural_measures/op/greece_el.pdf

<http://europa.eu/rapid/pressReleasesAction.do?reference=MEMO/08/18&format=HTML&aged=1&language=EN&guiLanguage=en>

A4. To reinforce compatibility of regional and territorial development with biodiversity in the EU

A4.

Infoview Data (DG Regio)

LIFE+ 2007 Call for Proposals – DG Environment

LIFE expenditure 2000-2006 – DG Environment

A5. To substantially reduce the impact on EU biodiversity of invasive alien species and alien genotypes

A5.1.2

Miller, C., Kettunen, M. & Shine, C. 2006. Scope options for EU action on invasive alien species (IAS) Final report for the European Commission. Institute for European Environmental Policy (IEEP), Brussels, Belgium.

<http://elnais.ath.hcmr.gr/>

<http://daisie.ckff.si/>

A5.1.2 & 5.1.3

European Commission Report on the Implementation of National Measures on the Coexistence of Genetically Modified Crops with Conventional and Organic Farming

http://ec.europa.eu/agriculture/coexistence/index_en.htm

National legislation

http://www.gmo-compass.org/eng/news/country_reports/

IEEP (2007) Manual of Environmental Policy – the EU and Britain. Maney Publishing, Leeds, the UK (Chapters 7.13 – 14 and 7.22-24)

B6: To substantially strengthen effectiveness of international governance for biodiversity and ecosystem services

B6

<https://www.cbd.int/reports/search/>

<https://www.cbd.int/doc/world/gr/gr-nr-03-en.pdf>

<http://www.cbd.int/convention/parties/contributions.shtml?tab=2&yr=2007>

<http://www.unep-aewa.org/map/parties.htm>

http://www.ramsar.org/res/key_res_ix_12_e.htm

http://www.cms.int/bodies/StC/32_stc_meeting/French/Doc_09_Fonds_Affectation_avec_Annexes.pdf

<http://whc.unesco.org/en/sessions/31COM/documents/>

http://www.unep.org/rmu/en/Financing_of_UNEP/Environment_Fund/Table_2007/index.asp

B7. To substantially strengthen support for biodiversity and ecosystem services in EU external assistance

B7.1.3 & 7.1.6:

www.oecd.org/dac/stats/crs.

OECD Development Cooperation Directorate

http://www.oecd.org/department/0,3355,en_2649_33721_1_1_1_1_1,00.html

B7.2.2 & 7.2.5:

OECD Development Cooperation Directorate

http://www.oecd.org/department/0,3355,en_2649_33721_1_1_1_1_1,00.html

B8. To substantially reduce the impact of international trade on global biodiversity and ecosystem services

B8

<http://www.cites.org/eng/resources/reports/biennial.shtml>

<http://www.cites.org/common/resources/reports/pab/05-06Greece.pdf>

<http://www.cites.org/common/resources/reports/pab/03-04Greece.pdf>

<http://www.cites.org/eng/cop/14/doc/E14-07-1.pdf>

C9: To support biodiversity adaptation to climate change

C9.1.1

EC (2007) Communication from the Commission. Progress towards achieving the Kyoto objectives.

http://ec.europa.eu/environment/climat/gge_progress.htm

C9.4.1 & 9.4.3

Third National Report to the CBD (2008)

<http://www.cbd.int/doc/world/gr/gr-nr-03-en.doc>

Fourth National Report to UNFCCC (2006)

<http://unfccc.int/resource/docs/natc/grenc4.pdf>

D10. To substantially strengthen the knowledge base for conservation and sustainable use of biodiversity, in the EU and globally

A10.1

<http://www.biodiv-chm.gr/>

<http://www.cbd.int/chm/>

<http://www.cbd.int/doc/world/gr/gr-nr-03-en.pdf>

<http://www.gsrt.gr>

http://www.gsrt.gr/default.asp?V_ITEM_ID=4699

E1. Ensuring adequate financing

E1.

http://ec.europa.eu/agriculture/rur/countries/el/fiche_en.pdf

<http://europa.eu/rapid/pressReleasesAction.do?reference=MEMO/07/481&format=HTML&aged=0&language=EN&guiLanguage=en>

E2. Strengthening EU decision-making

E2.1

E2.2

<http://www.cbd.int/doc/world/gr/gr-nr-03-en.pdf>

<http://www.minenv.gr/4/41/000/nssd-english-final.pdf>

E2.5

<http://www.cbd.int/doc/world/gr/gr-nr-03-en.pdf>

<http://www.minenv.gr/4/41/000/nssd-english-final.pdf>

<http://faolex.fao.org/docs/pdf/gre66106.pdf>

http://www.minenv.gr/4/41/000/csd12_final%20edition.pdf

<http://www.minenv.gr/1/12/121/12103/e1210300.html>

E3. Building partnerships

B3.1

<http://www.cbd.int/doc/world/gr/gr-nr-03-en.pdf>

E4. Building public education, awareness and participation

E4.1

http://ec.europa.eu/public_opinion/flash/fl_219_en.pdf

<http://www.cbd.int/doc/world/gr/gr-nr-03-en.pdf>

F1-4. Monitoring, evaluation and review

<http://eumon.ckff.si/>

HUNGARY

Competent authority(ies) for nature & biodiversity:

KÖRNYEZETVÉDELMI ÉS VÍZÜGYI MINISZTERIUM

(Hungarian Ministry of Environment and Water)

<http://www.kvvm.hu>

TERMÉSZET- ÉS KÖRNYEZETMEGŐRZÉSI SZAKÁLLAMTITKÁRSÁG

(State Secretariat for Nature and Environment Protection)

www.termeszetvedelem.hu

Most recent national/subnational biodiversity strategy/action plan:

National Biodiversity Strategy Action Plan (NBSAP) (2004)

2nd National Nature Conservation Master Plan, 2003-2008

http://biodiv.kvvm.hu/convention/cbd_national

http://hu.chm-cbd.net/convention/cbd_national

Latest review of the implementation of biodiversity strategy/action plan:

There has been no review on the implementation of NBSAP

The 3rd National Nature Conservation Master Plan, 2009-2014 is under elaboration

Alignment with EU biodiversity plan:

<http://www.eel.nl/documents/HUN/hungary%20Nature%20Conservation%20law.htm>

http://www.nfu.hu/new_hungary_development_plan

http://www.fvm.hu/doc/upload/200711/07_oct_nhst_en.pdf

Alignment with EU 2010 Biodiversity Indicators (SEBI 2010):

Key sources of official nature & biodiversity information used for evaluation:

- See Data sources at end of this document

SUMMARY OF PROGRESS IN DELIVERY OF OBJECTIVES OF EU BIODIVERSITY ACTION PLAN

A. POLICY AREA 1: BIODIVERSITY IN THE EU

1. To safeguard the EU's most important habitats and species.

Natura 2000 sites (terrestrial) (A1.1)

	<i>Number of sites</i>	<i>Area (km²)</i>
Total SCIs/SACs (Habitats Directive)	467	13 929
SCIs/SACs with marine component (Habitats Directive)	N/A	N/A
Total SPAs (Birds Directive)	55	13 519
SPAs with marine component (Birds Directive)	N/A	N/A

Number of SCIs and SACs - Natura 2000 Barometer – June 2008 (Source: European Topic Centre on Biological Diversity based on data supplied by Member State)

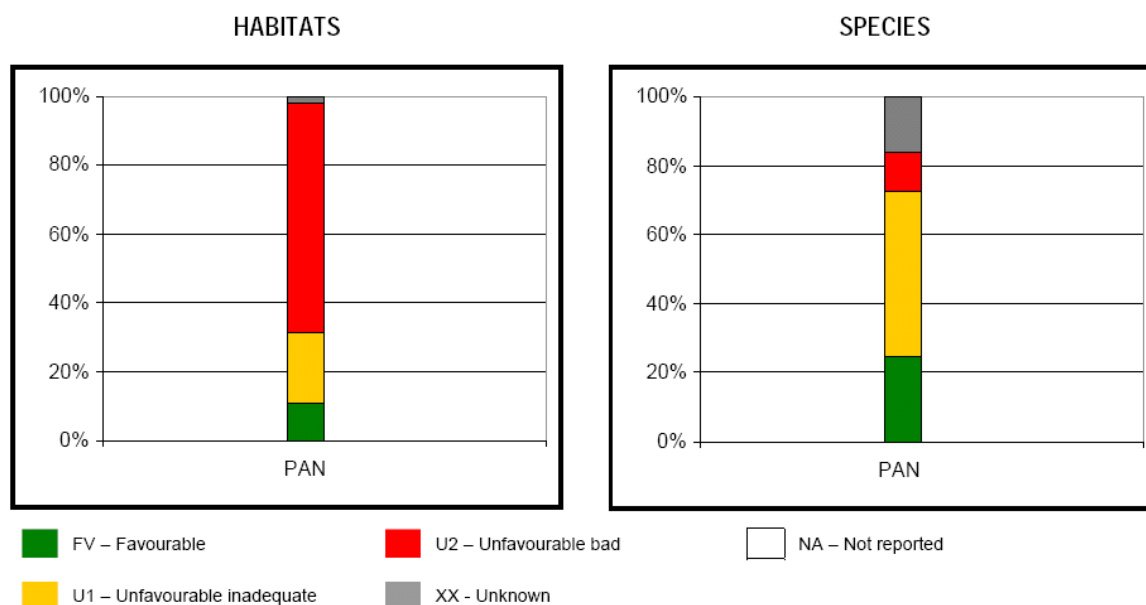
Hungary was considered, by June 2008, to have achieved a level of sufficiency of 85.6 % for site selection for species and habitat types under Habitats Directive, in its territory. No Natura 2000 sites have completed/agreed or in development management plans.

According to the EC LIFE Programme/Database, under the LIFE Nature programme, there was a total of 16 projects in Hungary with an EC contributions of EUR 12 783 845 during the period 2000-2006. In the year 2007, according to the indicative national allocations, Hungarian projects received EUR 4 673 000 from LIFE+ funds.

Spatial data is available online.

Conservation status assessment (A1.2)

Under the Habitats Directive Hungary occurs in one biogeographical region (pannonian). The results of the first conservation status assessment for species and habitats of community interest are as follows:



Region / Conclusion	HABITATS					SPECIES				
	FV	U1	U2	XX	NA	FV	U1	U2	XX	NA
Pannonian	11	20	67	2		25	48	11	16	
Member State	11	20	67	2		25	48	11	16	

*The conservation status categories: FV = favourable, U1 = unfavourable-inadequate, U2 = unfavourable-bad, XX = unknown, NA = no evaluation given by MS

Overall assessment of conservation status by biogeographical region (Analysis by the European Topic centre on Biological Diversity based on data supplied by Member State)

Red Data Books/Lists, National/Subnational Atlases, Action Plans (A.1.3)

Hungarian Red Lists are available for the following:

- 1990: Mammals, Birds, Amphibians, Reptiles, Fish, Dragonflies, Butterflies, Beetles, Crustaceans, Molluscs and Mosses
- 2000: Trees and shrubs
- 2005: Algae
- 2007: Angiosperms, Gymnosperms

Red list on butterflies is in preparation (due 2009). National/subnational atlases are available for mammals, birds, amphibians, reptiles, fish and vascular plants. An updated atlas on birds is due in 2008. *Ex-situ* conservation is referred to in the NBSAP as submitted to the CBD Secretariat.

Species action plans can be found on the website of the State Secretariat for Nature and Environment Protection. Article 17 conservation status assessments can be also found on the website.

Common bird monitoring (A1.4)

Common bird monitoring is carried out by MME-BirdLife Hungary and the results are available online. Trend indicators can be found on the website.

2. To conserve and restore biodiversity and ecosystem services in the wider EU countryside.

Rural Development Programmes (A2.1.1, 2.1.2 & 2.1.8):

According to information supplied by the Hungarian authorities, the RDP for 2007-2013, 29.832 % of the EAFRD budget is allocated for Axis 2 measures that may provide significant biodiversity benefits. Within these measures most of the funding is allocated to agri-environment schemes (22 % of the total New Hungary Rural Development Programme, NHRDP budget⁴). This is a moderate proportion compared to other Members States.

There are 22 agri-environment measures divided into schemes on arable land (horizontal and zonal subschemes), grassland (horizontal and zonal subschemes), permanent crops, plantations and wetlands. The zonal schemes are targeted towards High Natural Value areas, which mainly include Natura 2000 sites. Additional priority targeting is also given to Natura 2000 sites. Hungary is also utilising the Natura 2000 payment measures for farmland, but only 1 % of the total NHRDP budget is allocated for these (totalling EUR 49 900 000).

No funds are allocated for Natura 2000 forest measures, but EUR 89 300 000 are available for forest environment measures (1.7 % of the total NHRDP budget).

There is some additional support for biodiversity through the support of non-productive investments (EUR 11 200 000), e.g., for the establishment of tree-lines and hedgerows.

Overall it is estimated that Natura 2000 specific payments will cover some 250 000 ha, with 1 000 000 ha of Natura 2000 areas under agri-environment schemes. Forest environment measures will cover 170 000 ha of privately owned forest, which is expected to include 90 % of Natura 2000 forest land.

Agricultural genetic diversity (A2.1.11):

Hungary has national genetic conservation targets in accordance with corresponding CBD goals, which amongst others things aim to conserve traditional plant varieties and traditional Hungarian domestic animal breeds. There are a number of legislative Acts and Decrees that aim to protect plant varieties and traditional breeds and there are also practical supporting measures in the RDP. These include the maintenance of rare plant varieties with high cultural and genetic importance and the keeping of endangered animal breeds of high cultural heritage, genetic and nature conservation importance.

Agricultural cross-compliance measures (A2.1.4 & 2.1.10):

Hungary has only included a few Good Agricultural and Environmental Conditions (GAEC) measures within its cross-compliance regulations and this focus on maintaining land in good agricultural condition. These measures are unlikely to provide significant biodiversity conservation benefits. Hungary – similar to other countries joining to the EU in 2004 – has to fully apply GAEC from 1 January 2009.

Afforestation / deforestation policies and biodiversity (A2.1.5):

According to Hungarian legislation, afforestation and deforestation projects are subject to SEA and EIA requirements if they meet certain criteria. Any project involving initial afforestation of more than 30 ha, is subject to a preliminary assessment to determine whether it is likely to have significant effects on the environment (i.e. a screening decision). Any

⁴ The total NHRDP budget, that includes EU EAFRD and national co-financing as well.

deforestation plan or programme is subject to environmental assessment if it meets criteria relating to its size and existing land use.

Afforestation in Natura 2000 areas can only be supported by RDP measures (see above) if the area has an approved and valid Natura 2000 management plan, and the plan permits afforestation.

Soil protection and biodiversity (A2.2.1):

Soil biodiversity impacts have not been evaluated in Hungary and there are no plans to develop indicators before 2010. Nor is there a current programme of actions for soil biodiversity conservation. However, research is underway and some cross-compliance measures are specifically aimed at soil protection. Some RDP measures (such as in less-favoured areas) will also help to protect soils, e.g. from erosion.

The CXXIX. Act of 2007 on the protection of land has provisions on soil conservation, namely the protection of the soil against soil degradation processes such as erosion, organic matter decline, acidification, compaction, which contribute to the conservation of soil biodiversity.

Measures to improve the ecological status of freshwaters (A2.3.1):

Hungary has completed all the legal transposition and the implementation elements of the Water Framework Directive 2000/60/EC (WFD) which have deadlines during 2004, 2005 and 2007. These include the production of a River Basin District Report and River Basin Analysis report and Monitoring Network Report.

Measures to reduce air pollution impacts on biodiversity (A2.4.2 & 2.4.3):

The latest available data indicate that emissions of NO_x, SO₂, ammonia and NMVOCs were below NEC Directive ceilings in 2003. Furthermore, according to the country's 2006 National Programme Report, existing legislation and measures taken in the last ten years are sufficient to meet the national emission ceiling limits in 2010. However, further reductions are needed regarding NO_x limits, due to increasing emissions in the transport sector. In addition, three important targets for action have been identified as necessary to reduce NMVOC: road transport, industrial technologies and solvent use.

3. To conserve and restore biodiversity and ecosystem services in the wider EU marine environment.

Good marine ecological status (A3.1a):

Not applicable

Integrated coastal zone management (ICZM) (A.3.1.b):

Not applicable

Pollution: Bathing water quality (A3.2):

Not assessed.

Ecosystem approaches in Fisheries management measures (A3.3):

The National Fisheries Strategic Plan 2007-2013 incorporates ecosystem-based management and identifies at least one specific objective and one medium-term aim towards that end. One

of the Specific Objectives of the National Fisheries Strategic Plan 2007-2013 is ‘Slowing down the degradation of natural aquatic habitats, restocking indigenous species and reducing the overpopulation of invasive fish species.’

One medium-term aim of the sector concerning production is ‘The number of multi-functional farms (fish production, nature conservation, eco-tourism, angling tourism) should be increased, parallel to this fisheries services should develop and production should be demonstrated as many places as possible (e.g. harvesting shows for the public). Integrated pond production should be introduced, as many places as possible and it should be in harmony with the given agro-ecosystem.’

It is also stated in the Plan, ‘Capture fishery has (and always had) an outstanding role in the utilisation of the natural resources in aquatic ecosystems. Based on traditional values, knowledge and experiences it is able to apply a system approach, so called “wise use”, during the utilisation of natural resources in a particular ecosystem.’

Community and National Financing under European Fisheries Funds (EFF) (A3.4):

The Operational Programme for Fisheries in Hungary has not yet been adopted by the EU. Hungary has developed a National Fisheries Strategic Plan for 2007-2013. For this Plan, there was no application of funding to Axis 1 or Axis 4 as Hungary is not a coastal Member State, so the majority of the funding was split between Axis 2 (69 %) and Axis 3 (21 %).

The Strategic Plan does not separate objectives out by axis, so it is not possible to determine the percentage of environmental indicators by axis. The overall Strategic Plan contains 25 specific objectives. Of these five have environmentally-friendly measures (20 %). These are: Increasing the productivity and effectiveness taking the environment protection aspects into consideration primarily by improving the technical and technological standard in Aquaculture; Slowing down the degradation of natural aquatic habitats, restocking indigenous species and reducing the overpopulation of invasive fish species; Ensuring the sustainable utilization and protection of fisheries resources; Spreading production technologies and methods with more economical and biological effectiveness and less environmental impact; Prevention of diseases and epidemics causing extreme economical and environmental damages.

Restoration programmes for diadromous species (A3.5.a):

There is no action plan for restoration of diadromous species as the migrating route of sturgeon species (*Acipenseridae*) are closed by Danube dams in the Iron Gate (between Romania and Serbia).

Fishing Capacity-Decommissioning (3.5.b):

Hungary does not have a fishing fleet; therefore decommissioning measures are not relevant.

Action plans and conservation status for marine species and habitats (A3.6):

Because of the enclosed continental geographical location of Hungary, it does not have any seashore; therefore there are no action plans or monitoring programmes for non-target marine species or habitats.

Aquaculture planning and biodiversity (A3.7):

Up to the time of reporting, the Hungarian Operational Programme for Fisheries 2007-2013 has not been adopted by the EU. The National Fisheries Strategic Plan 2007-2013 for

Hungary describes plans for aquaculture that take ‘environmental values into consideration (principle of precaution).’ One of the specific tasks under this heading is to contribute to the preservation of aquatic habitats and biodiversity.

4. To reinforce compatibility of regional and territorial development with biodiversity in the EU.

Biodiversity spending under Cohesion and Structural funds:

Under the Cohesion and Structural funds, for the period 2007-2013, expenditures foreseen by Hungary for Biodiversity & nature protection, amount to EUR 126 000 000. Other relevant areas where Cohesion and Structural funds will be allocated are Promotion of Natural Assets (EUR 163 000 000) and Natural Heritage (EUR 114 000 000).

5. To substantially reduce the impact on EU biodiversity of invasive alien species and alien genotypes.

Strategies to reduce impacts from invasive alien species (A5.1.2):

Act No. LIII. of 1996 on Nature Conservation addresses the issue of invasive alien species in several Articles. Further related provisions have also been put in place that include regulations on plant protection, which e.g. aim to prevent the introduction or spread of alien pests, as well as measures to be taken in areas such as forest protection, hunting and fishery.

The 2nd National Nature Conservation Master Plan (part of the National Environmental Programme for 2003-2008) and the National Biodiversity Strategy and Action Plan (2004-2010) include objectives and measures with regard to IAS. Furthermore, Hungary intends to develop a national strategy on IAS, based on the European Strategy in accordance with the Bern Convention and EU recommendations.

The Environment and Energy Operational Programme of the New Hungary Development Plan (2007-2013) includes provisions for financing measures to reduce populations of IAS. This aim is supported by the first objective of forest-environment payments in the NHRDP (Axis II., Point 5.3.2.2.5.).

Biosafety measures to reduce impacts from alien genotypes (A5.1.2 & 5.1.3):

Hungarian legislation on GMOs has been in place since 1998. The act on gene technological activity takes into account risks posed by genetically modified organisms on human and natural environment. Its purpose is to preserve the balance in nature, to protect human health, to support scientific and economic development as well as to enforce the provisions of the Convention on Biological Diversity and the Cartagena Protocol on Biosafety.

Since accession to the EU in 2004, Hungary has adopted/implemented other provisions such as Directive 2001/18/EC on the deliberate release of GMOs as well as Regulation 1946/2003 on the transboundary movements of GMOs. The main legal act on gene technological activity was adapted to the new provisions and now included detailed rules regarding the co-existence of genetically modified crops with conventional and organic farming.

B. POLICY AREA 2: THE EU AND GLOBAL BIODIVERSITY

6. To substantially strengthen effectiveness of international governance for biodiversity and ecosystem services.

Hungary has adopted its NBSAP in 2004 and released in 2006. Hungary submitted the Third National Report to the CBD, as well as thematic reports on alien species, the Global Taxonomy Initiative, and protected areas. In 2005, a total of some HUF 6 million were spent on national biodiversity by national and local governments. According to the information available, the financial contributions to CBD, Ramsar, CMS, AEW, World Heritage Convention and the UNEP Environment Fund were all made as pledged.

7. To substantially strengthen support for biodiversity and ecosystem services in EU external assistance.

Funds allocated for biodiversity projects and programmes in developing countries (B7.1.3) and Members State's Overseas Countries and Territories (B7.1.6):

According to the Ministry of Foreign Affairs, Hungary concentrates its development assistance activities on those sectors and areas where Hungary has particular experience, including technical advice on environmental protection. Within its report on the Millennium Development Goals (2004), the country states that USD 7 000 000 were earmarked for ODA in 2004. However, the amount allocated for bilateral biodiversity-related aid remains unclear.

Integration of biodiversity considerations into development programmes and projects impacts on biodiversity (Action B7.2.2 & 7.2.5):

Due to language restrictions, no readily available information could be found on the integration of biodiversity considerations into Hungarian overseas development programmes and projects.

8. To substantially reduce the impact of international trade on global biodiversity and ecosystem services.

Hungary reported a low level of trade in CITES species, according to the number of permits. A wide range of national capacity building activities was reported, aimed in particular at enforcement authorities such as customs and police. In 2005-2006, 364 seizures of a wide range of taxa took place. Hungary paid the financial contribution to the CITES Trust Funds.

C. POLICY AREA 3: BIODIVERSITY AND CLIMATE CHANGE

9. To support biodiversity adaptation to climate change.

Progress on Kyoto targets (C9.1.1):

Hungary has reduced its greenhouse gas emissions by 34.5 % between the base year and 2005, and has already achieved its Kyoto target of a 6 % reduction in 2010. Although projections suggest emissions will increase, Hungary is still likely to meet its target with 2010 emissions 28.5 % below base year levels.

Hungary has adopted a climate change law and on the basis of its provisions, has a National Climate Change Strategy for the period 2008-2025.

Adaptation measures to increase biodiversity resilience to climate change (C9.4.1 & 9.4.3):

According to its Third National Report to CBD, there is no target or programme of measures for increasing the resilience of biodiversity to climate change.

The Global Climate Change Programme of Hungary, which is a joint programme of the Hungarian Academy of Sciences and the Ministry of Environment and Water aims at analyzing climate change trends and assessing the impacts and responses of climate change. The project attempts to assess all the results in order to draw adequate short, medium and long-term conclusions for scientific research and decision makers as well. It is, however, unclear to what extent biodiversity impacts are taken into consideration in this research.

D. POLICY AREA 4: THE KNOWLEDGE BASE

10. To substantially strengthen the knowledge base for conservation and sustainable use of biodiversity, in the EU and globally.

National research programmes (D10.1):

The Ministry of Environment and Water (MoEW) has no research fund for environment or biodiversity but runs the Hungarian Biodiversity Monitoring System (HBMS), a long-term monitoring system providing data and trends on targeted species and/or habitats on national level. Of the funds allocated to environmental research in the Hungarian Government, an estimated 15-20 % is allocated for this purpose (based on information from the National Office for Research and Technology). The data collected by the HBMS will be integrated into the Hungarian Nature Conservational Information System set up recently as the outcome of a Transition Facility project of the MoEW. This information system assures that research outputs can be integrated into policy development.

Biodiversity policy is based on the 2nd National Environmental Programme (2003-2008).

The National Environment Council is the advisory board of the Hungarian Government and is the responsible forum to ensure that environment (and biodiversity in particular) targets are implemented in policy development. Members consist of researchers, people from private sector and environment NGOs.

E. THE FOUR KEY SUPPORTING MEASURES

1. Ensuring adequate financing

Overall use of Community funds for biodiversity:

Overview of programmes architecture 2000-2006

There are two programmes with potential activities for biodiversity that are co-financed by Community funds:

- The Agriculture and Rural Development Operational Programme (ARDOP), co-financed by the Guidance Section. It also includes the contribution by the Financial Instrument for Fisheries Guidance (FIFG).
- The National Rural Development Plan (RDP), co-financed by the EAGGF -Guarantee Section.

Agriculture and Rural Development Operational Programme (ARDOP)

At a total cost of EUR 422 800 000, with an EU contribution of EUR 317 200 000, the programme covers the whole territory of Hungary, and is linked to the Community Support Framework specific objective of improving Hungary's economic competitiveness. Half of the programme's priorities involve some form of biodiversity components, namely:

Priority	Biodiversity Component (activity)
Establishment of competitive basic material production in agriculture and fisheries	Preserve and improve the environment
Development of rural areas	Preserve and improve the natural & cultural heritage

Regional Development Plan 2004-2006

With a total cost of EUR 754 140 000, the RDP received an EU contribution of EUR 602 300 000 to improve the viability and the production efficiency of farms and strengthening the market position of producers. Furthermore it also addressed the main environmental challenges by promoting appropriate production structures that match the characteristics of the corresponding cultivated areas, environmentally friendly farming and sustainable landscape management including forestry. Half of the programme's priorities involve some forms of biodiversity components, namely:

Priority	Biodiversity Component (activity)
Priority A - Safeguarding & improving the conditions of the environment	Maintenance of the specific environmental, biodiversity & landscape assets throughout high nature value areas
Priority B - Converting the production structure to better match to ecological & market conditions	Preserve the natural and landscape heritage of rural regions
Priority D - Maintaining and improving agricultural activities providing additional income & job opportunities for farmers on areas with weaker production conditions	Support for Less-favoured Area payments

The information available did not contain data on specific allocations for biodiversity activities.

Rural Development 2007 – 2013

The programme aims at contributing to the competitiveness of agriculture, food production and forestry, respecting the principles of sustainable development and the protection of natural values and biodiversity, and to strengthening entrepreneurship and providing access to services throughout rural areas.

There are 2 axes with biodiversity activities:

Axis	Biodiversity Activity	Total public funding (EUR)	EU Contribution (EUR)
2	- Support for agri-environment, forest-environment and Natura 2000 territories - Support for LFAs	1 626 706 126	1 250 219 555
3	Preserving natural and cultural heritage	690 690 802	495 711 102

The information available did not contain data on specific allocations for biodiversity activities, however the Member State's reply to the questionnaire states that the Hungarian national allocation specifically for Natura 2000 management is EUR 11 000 000, (0.81 % of the overall agriculture budget).

Under the new rural development programs for supporting forestry Hungary has allocated to nature and biodiversity EUR 50 250 000 (7.9 % of the overall agriculture budget) of that EUR 5 050 000 specifically for Natura 2000 management (or 0.8 % of the overall agriculture budget)

2. Strengthening EU decision-making

Plans and follow-up to UN Millennium Ecosystem Assessment (E2.1):

Hungary's follow-up to the MA is a sub-national project assessing cultivated, forest and natural grassland systems and looking in particular at the following ecosystem services: biodiversity, food, timber and fibre, nutrient cycling and cultural/amenity services. The project is being carried out in the Great Hungarian Plain by HAS Institute for Ecology and Botany in collaboration with leading Hungarian research centres in botany, zoology, soil science and agro-environmental research. The overall objective of the proposed research is to assess the relationships between land-use, biodiversity and ecosystem functioning. The major outcome of the project will be an on-line expert system on landscape ecology and land-use, which provides recommendations on rural development and sustainable land-use.

Alignment of national biodiversity strategies with EU (E2.2):

Hungary has begun to incorporate national biodiversity strategies into policy and strategy documents across sectors. The Act LIII of 1996 on Nature Conservation in Hungary was adopted recognizing, 'that the country's natural heritage forms a specific and irretrievable part of the national wealth, and that its conservation for the present and future generations, the maintenance, management and development of the countryside, the economic and wise use of natural resources, the safeguarding of biodiversity and the establishment of a harmonic relation between man and nature, which is the basic condition for the survival of mankind, all require that provisions for the conservation of nature be made in compliance with our international obligations'. In addition, the Environment and Energy Operational Programme of the New Hungary Development Plan 2007-2013 and the National Fisheries Strategy 2007-2013 both incorporate strategies for maintaining biodiversity and stress its importance.

Hungary's Biodiversity Strategy and Action Plan was implemented in 2004. During the development of the National Biodiversity Strategy and Action Plan the aim was to have all relevant sectors, governmental and non-governmental organizations work together for the

conservation and sustainable use of biodiversity. There have not yet been any updates in light of the Communication ‘Halting the loss of biodiversity by 2010 and beyond’.

Effective integration of Natura 2000, Rural development, river basin management and other territorial plans and programmes in support for biodiversity (E2.5):

Hungary integrates Natura 2000 and rural development into plans and programmes in support for biodiversity. The Environment and Energy Operational Programme of the New Hungary Development Plan 2007-2013 integrates Natura 2000 into its measures, in particular in the ‘Wise management of natural assets’ priority axis. Another priority axis of the New Hungary Rural Development Programme 2007-2013 is: ‘Improvement of water management systems, sustainable use of agricultural land, conservation of biodiversity, and restoring the effects of climate change.’ The River Basin Management Plan for Hungary is currently under development, and will be finalized in 2009. (BAP B2.5.1)

Hungary has indicated that they use the following biodiversity indicators:

Common Bird Index (Common Bird Monitoring); Changes in the distribution of habitats (Hungarian Biodiversity Monitoring System); Coverage of areas protected by individual legislative measures; Percent of areas protected by individual legislative measures compared to total area of Hungary; Total area of Natura 2000 sites and percent of Natura 2000 sites compared to total area of Hungary; Total area of Ramsar sites; Percent of area covered by forests compared to total area of Hungary; Percent of forests dominated by native species compared to total area of Hungary; Coverage of forests situated on protected sites; Coverage of forests situated on strictly protected sites; Coverage of forest reserves; Proportion of forests situated on protected sites compared to total woodland areas of Hungary; Proportion of forests situated on strictly protected sites compared to total woodland areas of Hungary; Proportion of forest reserves compared to total woodland areas of Hungary; Growing stock, increment and felled stock of the Hungarian forests; Proportion of arable lands in protection zone compared to total area of Hungary; Proportion of land in extensive farming zone compared to total area of Hungary.

3. Building partnerships

National partnerships for biodiversity including private sector involvement (E3.1):

There are a number of national initiatives aimed at private sector involvement in biodiversity issues in Hungary. The primary sectors involved are banking and finance, tourism, farming/forestry/food supply, and SMEs. For example, a partnership agreement was signed on 26 February 2008 by the Ministry of Environment and Water (MoEW) with all electricity suppliers operating small and medium-voltage power lines in Hungary and with BirdLife Hungary on collaboration to reduce bird casualties. There is sectoral guidance on how to accomplish this.

4. Building public education, awareness and participation

National/Sub-national public awareness campaigns/initiatives (E4.1):

According to the ECNC analysis of the Flash Eurobarometer Report, the population of Hungary is less familiar with the term ‘biodiversity’ compared to the EU average. Based on the survey results, 42 % of the Hungarian population is unfamiliar with the term ‘biodiversity’, compared to an average of 35 % across the EU-27. Only 18 % of those who have heard about biodiversity in Hungary know what it means. The proportion of the

population that feels that it is well informed about biodiversity is 41 % and an additional 5 % feel very well informed. This is higher than the EU-27 average of 33 % well informed. The Natura 2000 network is less well-known in Hungary than biodiversity. According to the report, 70 % of the population has never heard of the Natura 2000 network. 6 % of those who have heard of it know what it means. Despite potentially not knowing what it means, 77 % of Hungarians surveyed felt that they personally make an effort to protect biodiversity.

In the Third Report to the Convention of Biological Diversity from Hungary it was stated that Hungary was not implementing a communication, education and public awareness strategy and promoting public participation in support of the Convention at that time; however, it also stated that, “Awareness-raising is a lasting activity in the country: its elements are partly in the acts on the media, on public education, on environmental protection and nature conservation, in concepts on public health, family policy and youth policy and are drafted in connection with our accession to international conventions (Aarhus Convention) on the access to information.”

Two planned operations were included in the Environment and Energy Operational Programme 2007-2013 to raise awareness on sustainable lifestyles and the environmental impacts of consumption.

In 2007, for International Biodiversity Day, the State Secretary for Nature and Environment Protection at the Ministry of Environment and Water, held a press conference. Student journalists, trained by professional journalists last year at our IBD celebrations, were invited to participate at the press conference in order to help in spreading biodiversity-related information among other students. A topic was chosen, which was linked to the official theme of IBD and also to Hungary’s natural flora and fauna as well as its agricultural biodiversity. The conservation of traditional plant varieties and landraces adapted to different environmental, climatic and geographical conditions are of great importance regarding adaptation to climate change. Therefore, a nation-wide competition titled “Let’s Look Around In Our Neighbourhood!” was launched on 22 May 2007.

A communication project was carried out with the joint organisation of the MoEW and the Hungarian Television (Chanel m2) aiming to raise public awareness through integrating people into the selection of ‘The Seven Natural Wonder of Hungary’. A series of short-films on 33 assets of high natural value was made and run by the Hungarian Television from day-to-day, for almost two months. People could make their votes via post, e-mail or SMS. The certificates for The Seven Natural Wonder of Hungary (the seven assets having the most votes) were awarded on the Earth Day (22 April) 2008.

F. MONITORING

Hungary has developed a range of biodiversity indicators, with a focus on species, habitats, protected areas, and sustainable use. Currently, there are no indicators for the CBD focal areas and corresponding EU headline indicators regarding threats to biodiversity; ecosystem integrity, goods and services; resource transfer; access and benefit-sharing; and public awareness. Hungary has been undertaken monitoring of specific habitats and species for a long time, while the Hungarian Biodiversity Monitoring System (HBMS) has been developed more recently. The monitoring schemes are organised into protocols. They are used as guidelines and they define details on sampling methods, data collection and evaluation. Surveys are carried out on different sampling sites in the country so as to provide a reliable and comparable database and the possibility for evaluations on a national scale.

A Transition Facility project, partly aiming to provide base for a future, long-term Natura 2000 monitoring system in line with the Birds and the Habitats Directives is under implementation by the State Secretariat for Nature and Environment Protection.

DATA SOURCES

A1. To safeguard the EU's most important habitats and species:

http://biodiv.kvvm.hu/convention/cbd_national/EN_nbsap_honlapon_2004.pdf/download

<http://dataservice.eea.europa.eu/atlas/viewdata/viewpub.asp?id=2639>

<http://ec.europa.eu/environment/life/project/Projects/index.cfm>

http://geo.kvvm.hu/tir_en/

http://themes.eea.europa.eu/IMS/IMS/ISpecs/ISpecification20041007131611/IAssessment117086782375/view_content

<http://www.mme-monitoring.hu/prog.php>

http://www.termesztvedelem.hu/index.php?pg=menu_1555

www.termesztvedelem.hu/index.php?pg=menu_2163

<http://cdr.eionet.europa.eu/hu/eu/art17/envre7qhw>

www.mme-monitoring.hu/spec.php

A2. To conserve and restore biodiversity and ecosystem services in the wider EU countryside

A2.1.1, 2.1.2 & 2.1.8

Published National Rural Development Programmes (IEEP database 2008)

http://www.fvm.hu/doc/upload/200709/new_hungary_rural_development_programme_official_20092007.pdf

European Commission unpublished data (2008)

MS questionnaire

A2.1.11

Third National Report to the CBD (2005)

<http://www.cbd.int/doc/world/hu/hu-nr-03-en.doc>

A2.1.4 & 2.1.10

Alliance Environment (2007). Evaluation of the application of cross compliance as foreseen under Regulation 1782/2003. Part I: Descriptive Report - 26/07/2007. Report to the European Commission.

A2.1.5 & A2.2.1

MS questionnaire

A2.3.1

WFD Scoreboard http://ec.europa.eu/environment/water/water-framework/transp_rep/scoreboard_en.htm

A2.4.2 & 2.4.3

Hungary NEC Directive submission (28 Dec 2005)

<http://cdr.eionet.europa.eu/hu/eu/nec/envq7k6ya>

NEC Directive National Programmes

http://ec.europa.eu/environment/air/nationalprogr_dir200181.htm

MS reporting to NEC Directive http://ec.europa.eu/environment/air/implem_nec_directive.htm

A3. To conserve and restore biodiversity and ecosystem services in the wider EU marine environment

A3.3, A3.4, A3.5a, A3.7

http://www.fvm.hu/doc/upload/200711/07_oct_nhst_en.pdf

A4. To reinforce compatibility of regional and territorial development with biodiversity in the EU

Infoview Data (DG Regio)

LIFE+ 2007 Call for Proposals – DG Environment

LIFE expenditure 2000-2006 – DG Environment

A5. To substantially reduce the impact on EU biodiversity of invasive alien species and alien genotypes

A5.1.2

Source: MS questionnaire

Miller, C., Kettunen, M. & Shine, C. 2006. Scope options for EU action on invasive alien species (IAS) Final report for the European Commission. Institute for European Environmental Policy (IEEP), Brussels, Belgium.

A5.1.2 & 5.1.3

National Report on the Cartagena Protocol on Biosafety

<http://www.cbd.int/biosafety/parties/reports.shtml?report=NR-CPB-01>

European Commission Report on the Implementation of National Measures on the Coexistence of Genetically Modified Crops with Conventional and Organic Farming

http://ec.europa.eu/agriculture/coexistence/index_en.htm

National legislation and information

<http://biodiv.kvvm.hu/>

B6: To substantially strengthen effectiveness of international governance for biodiversity and ecosystem services

<http://www.cbd.int/reports/search.shtml>

<http://www.cbd.int/doc/world/hu/hu-nr-03-en.pdf>

<http://www.cbd.int/convention/parties/contributions.shtml?tab=2&yr=2007>

http://www.ramsar.org/res/key_res_ix_12_e.htm

http://www.cms.int/bodies/StC/32_stc_meeting/French/Doc_09_Fonds_Affectation_avec_Annexes.pdf

http://www.unep-aewa.org/meetings/en/stc_meetings/stc4docs/pdf/stc4_9_income_expenditures.pdf

<http://whc.unesco.org/en/sessions/31COM/documents/>

http://www.unep.org/rmu/en/Financing_of_UNEP/Environment_Fund/Table_2007/index.asp

B7. To substantially strengthen support for biodiversity and ecosystem services in EU external assistance

B7.1.3 & 7.1.6:

Ministry of Foreign Affairs

http://www.mfa.gov.hu/kum/en/bal/foreign_policy/international_development/

http://www.mfa.gov.hu/NR/rdonlyres/BD4210FB-2191-4AAE-BB8C-08CA33471BCC/0/taking_stock.pdf

B8. To substantially reduce the impact of international trade on global biodiversity and ecosystem services

<http://www.cites.org/eng/resources/reports/biennial.shtml>

<http://www.cites.org/eng/cop/14/doc/E14-07-1.pdf>

C9: To support biodiversity adaptation to climate change

C9.1.1

EC (2007) Communication from the Commission. Progress towards achieving the Kyoto objectives.

http://ec.europa.eu/environment/climat/gge_progress.htm

C9.4.1 & 9.4.3

Third National Report to the Convention on Biological Diversity

<http://www.cbd.int/doc/world/hu/hu-nr-03-en.doc>

D10. To substantially strengthen the knowledge base for conservation and sustainable use of biodiversity, in the EU and globally

D10.1

MS Questionnaire

www.nkth.gov.hu

www.otka.hu

www.kvvm.hu

www.termeszetvedelem.hu

www.mta.hu

E1. Ensuring adequate financing

MS questionnaire

GEF database

<http://europa.eu/rapid/pressReleasesAction.do?reference=MEMO/07/373&format=HTML&aged=0&language=EN&guiLanguage=en>

http://ec.europa.eu/agriculture/rur/countries/hu/index_en.htm

Ministry of Environment and Water

Ministry of Agriculture and Rural Development

World Bank

EU DG Env – LIFE

E2. Strengthening EU decision-making

E2.1

MS Questionnaire

[http://www.obki.hu/en/research/project1.shtml?cmd\[280\]=i-280-a24d83019c895bc7dbd9ceed01eef980](http://www.obki.hu/en/research/project1.shtml?cmd[280]=i-280-a24d83019c895bc7dbd9ceed01eef980)

E2.2

<http://www.eel.nl/documents/HUN/hungary%20Nature%20Conservation%20law.htm>

http://www.nfu.hu/new_hungary_development_plan

http://www.fvm.hu/doc/upload/200711/07_oct_nhst_en.pdf

http://biodiv.kvvm.hu/convention/cbd_national/EN_nbsap_honlapon_2004.pdf

E2.5

http://www.nfu.hu/new_hungary_development_plan

<http://www.natura.2000.hu/>

http://www.fvm.hu/doc/upload/200702/nhrdp_070220.pdf

<http://www.ktm.hu/index.php?pid=10&sid=55&cid=135>

E3. Building partnerships

E3.1

MS Questionnaire

<http://www.termesztvedelem.hu/>

<http://www.mme.hu/>

E4. Building public education, awareness and participation

E4.1

http://ec.europa.eu/public_opinion/flash/fl_219_en.pdf

<http://www.cbd.int/doc/world/hu/hu-nr-03-en.pdf>

<http://www.cbd.int/programmes/outreach/awareness/biodiv-day-2007-ctrs/hungary.shtml>

http://www.nfu.hu/new_hungary_development_plan

<http://www.mtv.hu/magazin/musor.php?hid=634>

F1-4. Monitoring, evaluation and review

www.kvvm.hu

http://www.termesztvedelem.hu/index.php?pg=menu_1719

<http://eumon.ckff.si/>

IRELAND

Competent authority(ies) for nature & biodiversity:

Department of Environment, Heritage and Local Government: <http://www.environ.ie/en/>

Department of Communications, Energy and Natural Resources: <http://www.dcmnr.gov.ie/>

National Parks and Wildlife Service: <http://www.npws.ie/en/>

Most recent national/subnational biodiversity strategy/action plan:

National Biodiversity Plan (2002): <http://www.npws.ie/en/media/Media,4590,en.pdf>

Latest review of the implementation of biodiversity strategy/action plan:

Alignment with EU biodiversity plan:

Alignment with EU 2010 Biodiversity Indicators (SEBI 2010):

Key sources of official nature & biodiversity information used for evaluation:

- Department of Environment, Heritage and Local Government: <http://www.environ.ie/en/>
- Department of Communications, Energy and Natural Resources:
<http://www.dcmnr.gov.ie/>
 - National Parks and Wildlife Service: <http://www.npws.ie/en/>
 - Irish Spatial Strategy: <http://www.irishspatialstrategy.ie/>
 - Notice Nature: <http://www.noticenature.ie/>
 - Irish Agriculture and Food Development Authority:
<http://www.teagasc.ie/index.htm>
 - National Development Plan: http://www.ndp.ie/docs/NDP_Homepage/1131.htm
 - Environment Protection Agency, Ireland: <http://www.epa.ie/>
 - Ireland's National Platform for Biodiversity Research:
<http://www.biodiversityresearch.ie/>
 - Irish Sea Fisheries Board: <http://www.bim.ie/templates/homepage.asp>
 - Irish Marine Institute: <http://www.marine.ie/home/>

SUMMARY OF PROGRESS IN DELIVERY OF OBJECTIVES OF EU BIODIVERSITY ACTION PLAN

A. THE TEN PRIORITY OBJECTIVES

POLICY AREA 1: BIODIVERSITY IN THE EU

1. To safeguard the EU's most important habitats and species.

Natura 2000 sites (terrestrial and marine) (A.1.1, A.1.2 & A.1.4)

	<i>Number of sites</i>	<i>Area (km²)</i>
Total SCIs/SACs (Habitats Directive)	423	13 553
SCIs/SACs with marine component (Habitats Directive)	96	6 010
Total SPAs (Birds Directive)	131	2 815
SPAs with marine component (Birds Directive)	66	810

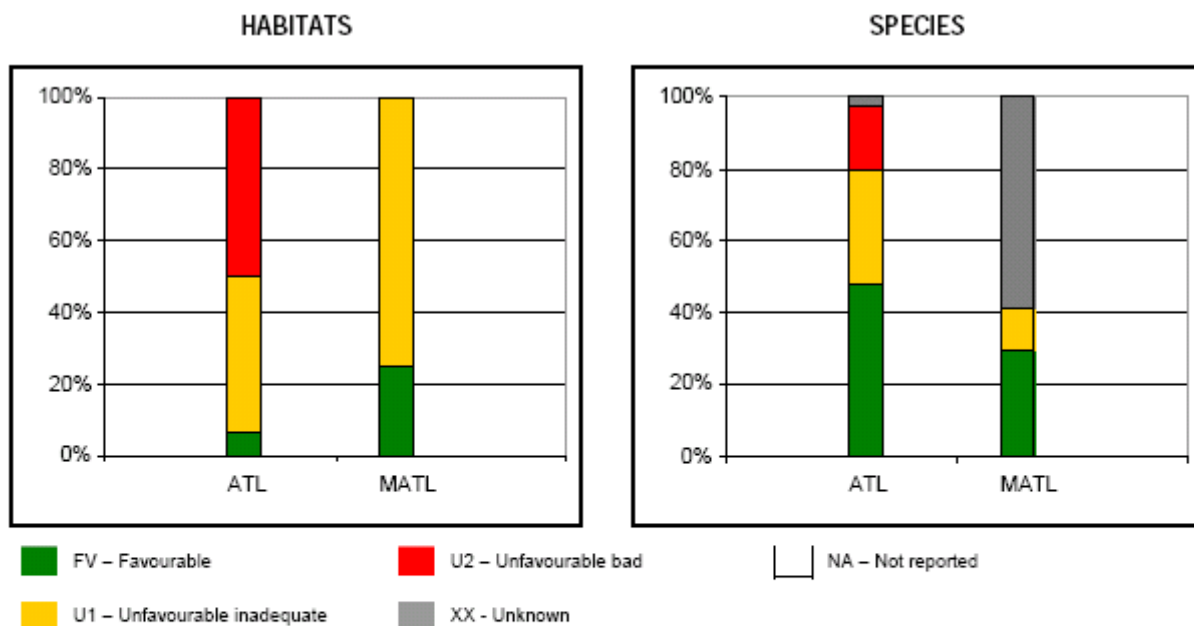
Number of SCIs and SACs - Natura 2000 Barometer – June 2008 (Source: European Topic Centre on Biological Diversity based on data supplied by Member State)

Ireland was considered in June 2008 to have achieved a level of sufficiency of 86 % for site selection for species and habitat types under Habitats Directive, in its territory. The Irish authority has stated that 45 management plans are currently in preparation for Natura 2000 sites.

According to the EC LIFE Programme/Database, under the LIFE Nature programme, there was a total of 7 projects in Ireland with an EC contribution of EUR 10 320 083, during the period 2000-2006. For the year 2007, the Irish project received EUR 2 944 000 under its indicative national allocation for LIFE+ funds.

Conservation status assessment (A.1.2)

Under the Habitats Directive Ireland has one biogeographical region (atlantic). The results of the first conservation status assessment for species and habitats of community interest are as follows:



Region / Conclusion	HABITATS					SPECIES				
	FV	U1	U2	XX	NA	FV	U1	U2	XX	NA
Atlantic	6	44	50			48	33	18	3	
Marine Atlantic	25	75				30	11		59	
Member State	7	46	47			41	24	10	25	

*The conservation status categories: FV = favourable, U1 = unfavourable-inadequate, U2 = unfavourable-bad, XX = unknown, NA = no evaluation given by MS

Overall assessment of conservation status by biogeographical region (Analysis by the European Topic centre on Biological Diversity based on data supplied by Member State)

Red Data Books/Lists, National/Sub-national Atlases, Action Plans (A.1.3)

Ireland has red data lists for mammals (1993), Birds (1999, 2007), Amphibians (1993), Reptiles (1993), vascular plants (1998), Mosses (2006) and with a number in preparation. Atlases have also been prepared for different groups of mammals (2000, 2003, 2005, 2006, 2007, 2008), birds (1976, 1979, 1993, 2002), dragonflies (2004), vascular plants (2002) and bryophytes (2003). An atlas for water beetles is currently being prepared.

Common bird monitoring (A.1.3)

Ireland has a common bird monitoring programme, the Countryside Bird Survey (CBS).

Most of the species of conservation concern appear to have at least remained stable since the late 1990s. However, the present rates of annual change in Skylark and Swallow, as well as other species such as Kestrel, Swift and Wheatear, are of particular concern. These significant declines were apparent throughout all regions where trends were measured. Of these species, trends were measured in Northern Ireland for Skylark and Swallow only, and over a marginally longer time period, since 1994. Neither species was shown to decline significantly.

Ex-situ conservation (A.1.3)

Ireland has a number of ex-situ conservation activities, such as seed collections stored in the Irish Threatened Plant Gene bank, housed at Trinity College, Dublin and the Irish Threatened

Plant Species Conservation Programme. Dublin Zoo and Fota Island Zoo participate in a number of programmes of ex-situ conservation in relation to endangered species.

2. To conserve and restore biodiversity and ecosystem services in the wider EU countryside.

Rural Development Programmes (A2.1.1, 2.1.2 & 2.1.8):

According to information supplied by the Irish authorities, the environment/land management budget (Axis 2) of the Rural Development Programme (RDP) accounts for about 79 % of EAFRD allocations (including co-financing). The majority of Axis 2 funds are focused on agri-environment (AE) payments, amounting to some EUR 2 089 000 000, which is 49 % of the national EAFRD budget. Funding for Natura 2000 areas accounts for approximately 9 % of the budget. Both measures receive significant amounts of additional national financing (EUR 414 000 000 for AE payments and EUR 64 000 000 for Natura 2000 areas).

Agri-environment payments are delivered through the Rural Environment Protection Scheme (REPS), and schemes for Organic Farming, Heritage Farm Buildings and Maintenance of the Visual Appearance of the Farmyard. Objectives include the conservation of High Nature Value (HNV) habitats and more generally the promotion of agricultural land uses compatible with the protection and improvement of the environment, biodiversity, the landscape and its features, climate change, natural resources, water quality, the soil and genetic diversity.

There is no specific support for forestry within the RDP, although the sector does receive state aids totalling EUR 945 000 000, mostly for afforestation (outside Natura 2000 areas).

Agricultural genetic diversity (A2.1.11):

The management of plant and animal genetic resources for agriculture in Ireland is coordinated by the Department of Agriculture, Fisheries and Food. A budget is in place to grant-aid research and development activities for the conservation of genetic resources.

In-situ conservation of endangered local breeds (Kerry cattle, Irish Maol cattle, Dexter cattle, Galway sheep, Connemara pony, Irish Draught horse and Kerry Bog pony) is aided under Ireland's Agri-environment programme (known as REPS). This programme also provides funding for the establishment of heritage apple orchards for varieties specific to Ireland. A national scheme is also in place to support the Kerry cattle breed.

Ireland participates in the European Regional Focal Point for Animal Genetic Resources (EFRP), the European implementation of the FAO's global strategy for the management of farm animal genetic resources. Ireland also participates in the European Cooperative for Plant Genetic Resources, which facilitates the long-term conservation and increased utilisation of plant genetic resources in Europe.

Ireland's National Strategy for Plant Conservation includes targets for the conservation of agricultural genetic diversity. These include for example target 13 to safeguard traditional practices based on plant resources and target 9 on the conservation of genetic diversity of all known indigenous traditional Irish agricultural plant varieties of crops, land races and crop relatives as well as other socio-economically valuable plant species.

Agricultural cross-compliance measures (A2.1.4 & 2.1.10):

Ireland has designated a range of Good Agricultural and Environmental Conditions (GAEC) Minimum Level of Maintenance measures (as referred to in article 5 of Council Regulation (EC) No 1782/2003) that may provide significant biodiversity conservation benefits. These

include rules for the maintenance of pasture (undergrazing to be avoided) and arable land not in agricultural production (natural regeneration to be managed). There are a number of standards relating to the retention of landscape features including external farm boundaries, protected habitats, and protected archaeological sites and monuments. In addition there are rules prohibiting the burning of vegetation on uncultivated land or in any hedge or ditch between the dates of 1 March to 31 August.

Afforestation / deforestation policies and biodiversity (A2.1.5):

In Ireland afforestation operations require prior approval and are subject to a statutory consent system. Furthermore, the Forest Service will consult with the National Parks and Wildlife Service for any proposed afforestation and deforestation within 3 km of any Natura 2000 site. Each assessment of an afforestation proposal considers biodiversity implications. Further planning tools such as SEA, GIS, guidance documents and biodiversity surveys are in place regarding afforestation activities. EIA, GIS and biodiversity surveys also apply to deforestation operations. In addition, the Forest Biodiversity Guidelines require 15 % of each afforestation project to be devoted to biodiversity.

Soil protection and biodiversity (A2.2.1):

According to Ireland's questionnaire response, its Forest Service Guidelines address issues such as soil erosion, compaction and the acidification of soil and receiving waters. Risks of these issues must be identified and taken into account in the application of these guidelines at an operational and individual site level. Monitoring soil biodiversity is a feature of the BIOSOIL project. Research projects such as PENRICH (Forestry Operations and Eutrophication), SILTATION (Forestry operations – Quantification and management of erosion and phosphorous release), WATERAC (Evaluation of the use of the Sodium Dominance Index as a potential measure of acid sensitivity) as well as current monitoring as part of the implementation of the Water Framework Directive have considered the identification of potential risks.

Measures to improve the ecological status of freshwaters (A2.3.1):

Ireland has completed all the legal transposition and the implementation elements of the Water Framework Directive 2000/60/EC (WFD) which have deadlines during 2004, 2005 and 2007. These include the production of a River Basin District Report and River Basin Analysis report and Monitoring Network Report.

Measures to reduce air pollution impacts on biodiversity (A2.4.2 & 2.4.3):

According to Ireland's 2006 National Programme Report under the NEC Directive, projections indicate that emissions for all four pollutants will continue to fall in the period to 2010 and beyond. This is as a result of further implementation of policies and measures across the economy, in particular with respect to the power-generation, transport and agriculture sectors. There are also likely to be significant reductions in NO_x in the industry sector from the implementation of Best Available Technology (BAT) measures under the IPPC Directive (96/61/EC). For three of the four pollutants, SO₂, VOCs and NH₃, Ireland is on target to comply, or significantly over-comply, with the ceilings set out in Annex I of the directive. However, for NO_x, the ceiling as it is currently set presents a difficulty for Ireland even with the implementation of additional measures. Further additional measures including possible regulatory, fiscal or voluntary instruments will be considered to assess the viability and cost effectiveness of introducing such measures to reduce NO_x emissions further, principally in the

energy supply, transport, residential, industry and commercial service sectors.

3. To conserve and restore biodiversity and ecosystem services in the wider EU marine environment.

Good marine ecological status (A3.1.a):

Ireland launched the a marine strategy entitled ‘Sea Change: A Marine Knowledge, Research and Innovation Strategy for Ireland 2007- 2013’, which has an objective to strengthen the competitiveness and environmental sustainability of the marine sector by developing a much greater alignment between public sector & third-level research capacity and industry needs.

According to the SEBI 12, Article 17 Reports, 25 % of Ireland’s Atlantic-Marine environments have a ‘favourable’ status. The remaining 75 % have an ‘unfavourable-inadequate’ status.

Integrated coastal zone management (ICZM) (A.3.1.b):

A formal ICZM strategy has not been developed for Ireland; however, there is ongoing activity in exploring mechanisms to implement the principles of ICZM in Ireland - most notably through involvement in EU research projects - COREPOINT, ENCORA and SPICOSA. The most relevant document to analyse strategic approaches to management of coastal zones is the National Spatial Strategy for Ireland 2002-2020. A draft policy document for ICZM was produced in 1997, but was never implemented, and it is unclear if this document influenced the National Spatial Strategy for Ireland.

Pollution: Bathing water quality (A3.2)

According to the Bathing Water Report for the 2006 Season, the average bathing water quality for coastal zones is comparable with the previous season. An increase with 0.8 % (from 95.9 to 96.7 %) was observed in the rate of compliance with the mandatory values but a decrease of 0.8 % (from 91.8 to 91.0 %) for the guide values. The percentage of bathing areas that were not compliant in 2006 decreased by 0.8 % compared to the previous season.

Ecosystem approaches in Fisheries management measures (A3.3):

Whilst developing the Strategy for a Restructured, Sustainable and Profitable Irish Seafood Industry 2007-2013, a call was made for the Marine Institute to allocate additional resources both human and financial to improving fisheries databases, assessments including mathematical modelling, and developing real models of relevance to the Irish fisheries situation on the effects of applying maximum sustainable yield (MSY) and the ecosystem approach. The implemented Strategy itself is centred on innovation, product development, sustainable management of marine resources and ecosystems and value maximisation for Ireland’s coastal communities.

Also, as part of the Sea Change Marine Strategy for 2007-2013, Ireland’s Marine Institute will be drafting a strategy for fisheries data integration and analysis which will facilitate the ecosystem approach.

Community and National Financing under European Fisheries Funds (EFF) (A3.4):

According to information on web site of DG FISH no operational programme has yet been adopted for Ireland for 2007-2013. Ireland indicated in their Biodiversity Action Plan Member State Questionnaire response that 8.79 % of the overall EFF budget will go to ‘Productive investments in aquaculture (Article 29)’ and an additional 14.2 % will go to

‘Measures intended to protect and develop aquatic fauna and flora (Article 38)’.

Restoration programmes for diadromous species (A3.5.a):

Following legal action by the European Commission the mixed stock fishery for salmon, which involved the use of drift nets at sea, has been closed as it failed to ensure the sufficient protection of stocks returning to Salmon SACs in Ireland. Fishermen are being compensated for this loss. A detailed system for management of stocks in rivers is in place, although there does not appear to be a national management plan or strategy at present. No clarification on national plan or strategy for the management of salmon or sea trout stocks exists.

The National Salmon Commission (NSC) is a statutory body, which includes representatives of the commercial sector, the angling sector and other relevant stakeholders. It assists and advises the Minister in relation to the conservation, management, protection and development of the national salmon resource. It also makes recommendations to the Minister in relation to the management, development and conservation of stocks of wild salmon or sea trout, the tagging of such fish and the setting of a national total allowable catch and quotas for the taking of salmon, in consultation with the fisheries boards, the Marine Institute and other such bodies.

There are eel management plans under development. The DCMNR convened a National Working Group to establish the management plan process in March 2006. They drafted regulations to require eel management plans for each river basin district by December 2008. The deadline for implementing management plans is 1 July 2009.

Ongoing research is being carried out for salmon, eel and sea trout by the Irish Marine Institute.

Fishing Capacity-Decommissioning (3.5.b):

There is not a general national decommissioning scheme, but there is a decommissioning scheme in operation to permanently withdraw capacity from the whitefish sector of the Irish Fishing Fleet. As part of the Strategy for a Restructured, Sustainable and Profitable Seafood Industry 2007-2013, Ireland is also investigating the need for a targeted decommissioning scheme for vessels less than 18m in length.

Action plans and conservation status for marine species and habitats (A3.6):

Ireland has plans to develop an action plan for cetaceans. Cetaceans are currently monitored by several projects in Ireland. Sightings and strandings of whales and dolphins are collected through ISCOPE by the Irish Whale and Dolphin Group. A population assessment of bottlenose dolphins is currently underway in the Lower River Shannon candidate SAC (cSAC). Also, surveys for large whales are partly funded by National Parks & Wildlife Service (NPWS) through European-wide SCANS II, the shelf-edge CODA project and many surveys on Ships-of-Opportunity (ShOps). In addition, the NPWS is funding a PhD project on the biology and ecology of small cetaceans on the western seaboard of Ireland to inform on the distribution and importance of sites for small cetaceans outside of currently designated sites.

Other species being monitored include grey seals - the first national survey of grey seals was completed during the autumn and winter of 2005 - and leatherback turtles. University College Cork, with funding from NPWS is carrying out a satellite monitoring programme for leatherback turtles tagged in Irish waters.

Marine and coastal habitats in Ireland are also being monitored. A national inventory of Irish sea cliff and coastal heath sites was completed in 2004. A total of 140 potential sites have been identified, with concentrations in Donegal, Mayo, Kerry and Cork. A detailed field survey has just commenced. In addition, the conservation status of a range of coastal dune and salt marsh habitats is currently being assessed. A series of monitoring stops have been visited to assess various attributes such as typical species or negative indicators. The extent of each habitat is mapped and the impacts and activities recorded.

Aquaculture planning and biodiversity (A3.7):

A significant development of aquaculture is foreseen under the National Development Plan, with financial support from the NDP. However, there are still problems being encountered with aquaculture developments in Natura 2000 areas without correct application of Article 6 of Habitats Directive that need to be resolved. According to information on web site of DG FISH no operational programme has (yet) been adopted for Ireland for the 2007-2013 period.

4. To reinforce compatibility of regional and territorial development with biodiversity in the EU.

Biodiversity spending under Cohesion and structural funds:

There is not data available for Ireland for expenditures foreseen under the Cohesion and structural funds for the period 2007-2013 in the areas of Biodiversity & nature protection, Promotion of Natural Assets or Natural Heritage.

5. To substantially reduce the impact on EU biodiversity of invasive alien species and alien genotypes.

Strategies to reduce impacts from invasive alien species (A5.1.2):

Ireland has implemented IAS legislation covering trade issues and intentional introductions. In Ireland, the importation of wild animals and birds is subject to licence. The Ministry may also issue regulations prohibiting possession of any species of wild animal or flora. The main regulation dealing with the introduction of animals and plants is the Wildlife Act. In addition, in response to the recommendations made after a review of IAS in Ireland and Northern Ireland, the 'Invasive Species in Ireland' project started. It set several IAS targets related to risk reduction, control, codes of good practices, raising public awareness and reviews of current legislation. A risk protocol has been developed. Exclusion strategies, contingency plans and management strategies are being prepared for species identified as the principal threats. Future options will be reviewed, which may result in a separate stand-alone IAS strategy.

The National Biodiversity Data Centre in conjunction with the 'Invasive Species in Ireland' project and the National Botanical Gardens are developing a National Invasive Species Database. Records for a limited number of high impact species are being compiled and will be publicly available in the coming months. The Environmental Protection Agency has also funded the National Biodiversity Data Centre to develop a GIS database of the location of all reported aquatic invasive species.

Biosafety measures to reduce impacts from alien genotypes (A5.1.2 & 5.1.3):

Ireland has transposed existing EU GMO legislation into national law, which achieves full compliance with the Cartagena Protocol on Biosafety. EU Directive 2001/18/EC on the deliberate release into the environment of genetically modified organisms has been transposed

into Irish law under the Genetically Modified Organisms (Deliberate Release) Regulations (S.I. No. 500 of 2003).

Ireland has prepared draft measures for the efficient co-existence of genetically modified crops with conventional and organic farming and these are currently being considered at Departmental level.

B. POLICY AREA 2: THE EU AND GLOBAL BIODIVERSITY

6. To substantially strengthen effectiveness of international governance for biodiversity and ecosystem services.

Ireland adopted the National Biodiversity Plan in 2002. The Third National Report to the CBD was submitted in 2006. Ireland has submitted the following thematic reports to the CBD: Alien Species, Forest Ecosystem, Voluntary Report on the Expanded Programme of Work on Forests, Protected Areas, and Technology Transfer and Cooperation.

The National Parks and Wildlife Service of the Department of the Environment, Heritage and Local Government allocated EUR 69 636 000 000 for the implementation of the National Biodiversity Plan for the years 2002-2004. Other Departments such as Agriculture and Food, Communication Marine and Natural Resources, Foreign Affairs and the Environment Protection Agency have also allocated significant financial resources towards the implementation of the National Biodiversity Plan. Financial resources, totalling EUR 3 000 000 over the 2002-2004 period, were provided to developing countries through the establishment of the UNEP/Development Cooperation Multilateral Environmental Trust Fund.

Ireland paid the annual contributions to CBD, Ramsar, CMS, AEWA, World Heritage Convention and the UNEP Environment Fund.

7. To substantially strengthen support for biodiversity and ecosystem services in EU external assistance.

Funds allocated for biodiversity projects and programmes in developing countries (A7.1.3 & 7.1.6):

Irish Aid, a Division of the Department of Foreign Affairs, is the official aid programme of the Irish Government. The aid programme's overarching objective is to reduce global poverty in all its manifestations.

The Government White Paper on Irish Aid highlights the environment as one of four priority areas that inform all aspects of Ireland's development cooperation. This means that environmental sustainability is now mainstreamed into the planning, implementation and evaluation of all Irish Aid activities. The Irish Aid Environment Policy for Sustainable Development provides the framework for addressing the environment throughout the programme.

The primary regional focus of the programme is with nine programme countries; seven in Africa (Ethiopia, Lesotho, Malawi, Mozambique, Tanzania, Uganda, Zambia), Timor-Leste and Vietnam.

According to the most recent OECD data (for 2005) there was no annual spending on biodiversity-related bilateral aid. However, information from the Member States indicates that Irish Aid's programme countries are undertaking measures to mainstream environmental

sustainability and are also engaging in programmes, which safeguard the environment while securing local livelihoods. An example of Irish Aid funding on biodiversity is the provision of EUR2m towards The Sustainable Resource Management Programme for the Bale Mountains in Ethiopia over a 6 year period. The programme supports improved planning and management of the largest area of Afroalpine habitat on the African continent.

Integration of biodiversity considerations into development programmes and projects impacts on biodiversity (Action B7.2.2 & 7.2.5):

A review of environmental assessment regimes of bilateral and multilateral development agencies by the Canadian International Development Agency (CIDA), on behalf of the OECD, found that drafted environmental guidelines have been developed, which promote good practices for environmental assessment. The approach aims to ensure that environmental concerns are fully integrated into the planning, design, implementation and evaluation of all policies, programmes and projects.

8. To substantially reduce the impact of international trade on global biodiversity and ecosystem services.

Ireland has not yet provided the biennial report to CITES for 2005/06 so all information relates to the period 2003/04. For 2003/04, Ireland reported a very low level of trade in CITES species, with numbers of permits for import, export, re-export and intra-EU trade all being below 25. No permit applications were denied. No figures for seizures can be presented as the annex to the biennial report for 2003/04 that contains the information is not available. National capacity building included improvement of national networks and computerisation. Advice/guidance and training was provided to the Management and Scientific Authorities and to the enforcement authorities. The National Biodiversity Plan lists an action to increase training and capacity for border controls. Ireland provided EUR 5,000 to the sponsored delegates for COP 13 in 2004. The annual contribution to the CITES Trust Funds was paid as pledged.

C. POLICY AREA 3: BIODIVERSITY AND CLIMATE CHANGE

9. To support biodiversity adaptation to climate change.

Progress on Kyoto targets (C9.1.1):

Ireland's energy intensity is among the lowest in the EU and has been falling since 1990. Nevertheless, in 2005 greenhouse gas emissions were 69.9 billion tonnes, an increase of 25.4 % compared to base levels. According to projections for 2010 Ireland will not meet its Kyoto target (of stabilizing emissions at 13 % over the base year level) with existing policies and measures. However, it may slightly over-deliver on its target (by 0.7 %) by using additional policies and measures, Kyoto mechanisms and carbon sinks.

Adaptation measures to increase biodiversity resilience to climate change (C9.4.1 & 9.4.3):

The National Climate Change Strategy, for 2007-13 provides a framework for Ireland to meet its commitments under the Kyoto Protocol. The strategy recognises the importance of land management and carbon sink issues and includes a section on adaptation measures. Work will commence on a National Adaptation Strategy during 2008.

According to Ireland's 4th UNFCCC Report (2007), research is underway (at NUI Maynooth)

to improve the probabilistic analysis of impacts and risks for key sectors, e.g. agriculture, ecosystems and to inform adaptation decision. A report to be published by the EPA (Environment Protection Agency), ‘Climate Change – Refining the Impacts’, considers the impacts of climate change on key habitats in Ireland (publication expected in July 08).

D. POLICY AREA 4: THE KNOWLEDGE BASE

10. To substantially strengthen the knowledge base for conservation and sustainable use of biodiversity, in the EU and globally.

National research programmes (D10.1):

The National Platform for Biodiversity Research was started in 2003 and established a National Framework for Biodiversity Research. The National Platform will be re-established during 2008 by the EPA and the National Parks and Wildlife Service. The aim of the Platform is to facilitate biodiversity research in Ireland, taking into account the needs of the research community, stakeholders, policy makers and the public.

E. THE FOUR KEY SUPPORTING MEASURES

1. Ensuring adequate financing

Overall use of Community funds for biodiversity:

Agri-environment and other land management schemes

Under axis 2 of Ireland's Rural Development Plan (2008-2013) there are roughly EUR 3 300 000 000 allocated to biodiversity related activities, of which 55 % is to be covered by the European Agricultural Fund for Rural Development.

Axis	Total Public Expenditure (EUR)	EAFRD* contribution rate (in %)	EAFRD Contribution (EUR)
Axis 2	3 385 298 800	55 %	1 861 914 340

* EAFRD: European Agricultural Fund for Rural Development

The main priority areas for Axis 2, which represent 80 % of the total funds of the Irish RDP, are the protection of the environment and environmentally friendly farming techniques, support to prevent land abandonment & the protection of landscape features. Activities under this axis include: Environmentally-friendly farming methods to enhance biodiversity; Suitable farming systems to preserve the rural landscape; and Protection of the environment on agricultural land and in areas of high nature value/Natura 2000

2. Strengthening EU decision-making

Plans and follow-up to UN Millennium Ecosystem Assessment (E2.1):

Ireland does not have plans or a strategy to follow-up the Millennium Ecosystem Assessment.

Alignment of national biodiversity strategies with EU (E2.2):

The National Biodiversity Plan, developed in 2002, integrates biodiversity and ecosystem

service benefits into wider decision making. A key component to implementing the National Biodiversity Plan will be the Biodiversity Action Plans drawn up by each relevant Department and agency. These Sectoral Action Plans will aim to ensure the conservation and sustainable use of biodiversity is actively pursued by each Government Department and agency. Each Sectoral Plan will provide an overview of the Government Department's/agency's biodiversity responsibilities, the interactions (both positive and negative) between the Government Department's/agency's and sectors activities and biodiversity; and the value of biodiversity for the sector.

In order to assist Government Departments and agencies in developing competence and expertise in dealing with biodiversity issues in their own area of influence, dedicated biodiversity units will be established to provide for the integration of biodiversity into the activities of relevant Departments and agencies.

The Biodiversity Plan has not yet been updated in light of the EU Communication 'Halting the loss of biodiversity by 2010 and beyond.'

Effective integration of Natura 2000, Rural development, river basin management and other territorial plans and programmes in support for biodiversity (E2.5):

The National Biodiversity Plan indicates that the new Planning and Development Act stipulates that Development Plans must have mandatory objectives for the conservation of European and nationally important sites and for the conservation of biodiversity in general. Rural development planning considers the impacts of biodiversity; for example, the problem of overgrazing by sheep in the upland parts of Counties Mayo, Galway, Donegal and Kerry. As a consequence of hedge payments to farmers, sheep numbers have increased considerably and are in excess of sustainable densities. Habitats most affected are uplands, peatlands, heaths and coastal habitats with consequent adverse impacts on flora and fauna. As well as direct impacts, overgrazing has caused adverse effects in aquatic ecosystems due to erosion of peat. This problem is being resolved, inter alia, by the preparation of detailed Commonage Framework Plans under the joint supervision of the Department of Arts, Heritage, Gaeltacht and the Islands and the Department of Agriculture, Food and Rural Development. It is expected that cross-compliance and appropriate monitoring will further contribute to adequately addressing the overgrazing problem.

In addition, the introduction of a code of Good Farming Practice and the implementation of the Rural Environment Protection Scheme (REPS) are significant further steps towards the integration of farming with the preservation of biodiversity and the natural environment.

One of the objectives of the National Biodiversity Plan is to "maintain and expand the catchment-based national strategy for the protection and improvement of water quality in rivers and lakes by the establishment by Local Authorities of comprehensive projects for river basin management in relation to all inland and coastal waters, and groundwater. These projects will provide a major input, to be complemented by other appropriate measures by other public authorities, to the implementation of the EU Water Framework Directive and the achievement of at least "good status" in relation to all waters."

Natura 2000 is effectively integrated into the National Development Plan 2007-2013 as are management plans for National Parks and Nature Reserves.

According to the Third National Report to the Convention on Biological Diversity, Ireland is in the process of developing a set of indicators to monitor the effects of agri-environmental measures, including biodiversity. In addition, specific indicators are being derived by the National Parks and Wildlife Service to assess conservation status at a habitat or species level.

These will also tie into the EU set of Headline Indicators where appropriate.

3. Building partnerships

National partnerships for biodiversity including private sector involvement (E3.1):

Ireland has a number of national initiatives aimed at promoting biodiversity partnerships, specifically in the agricultural, tourism and SME sectors.

The Rural Environment Protection Scheme (REPS) was set up in 1994. It is a scheme designed to reward farmers for carrying out their farming activities in an environmentally friendly manner and to bring about environmental improvement on existing farms. The number of farmers currently signed up to REPS is over 50,000. REPS also help to conserve bird populations through measures such as those to protect the corncrake and to grow food for wild birds through the LINNET project.

Other REPS measures aimed at enhancing and protecting biodiversity generally also benefit bird populations through preserving habitats and food supplies: e.g. measures dealing with hedgerows, habitats, field margins; and biodiversity options such as nature corridors, species-rich grassland, tree planting and environmental management of set-aside.

Fáilte Ireland, the National Tourism Development Authority works in strategic partnership with tourism interests to support the industry in its efforts to be more competitive and more profitable and to help individual enterprises to enhance their performance. It was allocated funding under the Tourism Product Development Scheme 2002-2006 to develop the tourism product in a sustainable way that widens the spatial spread of tourism, diverts pressure from highly developed areas and increases under-performing Regions' share of overseas tourism revenue. Fáilte Ireland has recently established an environmental unit to promote sustainable tourism and have a specific remit to comment on planning applications. The tourism industry has also recently developed guidelines for developing sustainable green walkways and loop walks for tourists.

As part of 'Notice Nature', Ireland's public awareness campaign on biodiversity, guidelines on the protection of biodiversity and the development of biodiversity action plans have been developed for the Tourism, Business, and Construction and Development Sectors.

Ireland does not currently have a business award scheme to promote engagement with biodiversity, but initial discussions have taken place on the development of such an award, perhaps linked to CSR awards, to reward positive action by business to protect biodiversity.

4. Building public education, awareness and participation

National/Sub-national public awareness campaigns/initiatives (E4.1):

Based on the ECNC analysis of the Flash Eurobarometer Report, over half of the respondents from Ireland had never heard of biodiversity (52 %). This compares unfavourably with an EU-27 average of 35 % of respondents who have never heard of biodiversity. Of those who had heard of biodiversity in Ireland, 22 % knew what it meant. In addition, 22 % of respondents felt that they were well informed about biodiversity loss. A substantial number of respondents from Ireland had never heard of the Natura 2000 network (94 %). Of those who had, only 1 % knew what it meant. Despite not knowing what it means, 71 % of respondents from Ireland felt they made personal efforts to protect biodiversity.

Two objectives of the National Biodiversity Plan involve improving public awareness of

biodiversity issues. They are: to develop a targeted education and awareness strategy for the specific purpose of promoting the objectives of the Convention on Biological Diversity in Ireland; and to develop an Internet-based national Clearing House Mechanism.

A national public awareness campaign on biodiversity titled 'Notice Nature' won an EU award in 2007 of the Green Spider Network (GSN) for best practice in communicating environmental issues. The aim of the campaign is to raise awareness of the importance of biodiversity and to encourage everyone to play their part in its protection.

F. MONITORING

The Third National Report to the CBD (2006) explains that a set of indicators are being developed by Teagasc (The Irish Agriculture and Food Development Authority) to monitor the effect of national agri-environmental measures. Specific indicators are being derived by the National Parks and Wildlife Service to assess conservation status at a habitat or species level. These will also tie into the EU set of Headline Indicators where appropriate.

An extensive programme to monitor the conservation status of species and habitats has been put in place both in relation to the Habitats and Birds Directive, especially with a view to the Article 17 Habitats Directive reporting for 2007. The monitoring schemes cover specific habitats such as raised bogs, coastal dune systems and associated salt marshes, benthic macro-invertebrates and physico-chemical parameters in rivers and other inland waters, as well as a range of species, including bats, Otter (*Lutra lutra*), birds (Countryside Bird Survey; specific species such as wintering water birds and breeding seabirds), Natterjack Toad (*Bufo calamita*), salmon, the freshwater mussel *Margaritifera margaritifera* and Yellow Marsh Saxifrage (*Saxifraga hirculus*).

DATA SOURCES

A1. To safeguard the EU's most important habitats and species:

A.1.1, A.1.2 & A.1.4

http://ec.EURpa.eu/environment/nature/natura2000/barometer/index_en.htm

<http://dataservice.eea.EURpa.eu/atlas/viewdata/viewpub.asp?id=2639>

A.1.3

http://www.birdwatchireland.ie/Portals/0/pdfs/CBS_Report06.pdf

Crowe, O. and R. Coombes. 2005. Monitoring breeding bird populations in the Republic of Ireland. *Bird Census News* 18, 42-51.

Newson, S. E., O. Crowe and D. G. Noble. 2004. *Scoping study on integrating Countryside Bird Survey and Breeding Bird Survey data to generate all-Ireland trends*. BTO Research Report No. 376

A.1.3

<http://www.cbd.int/doc/world/ie/ie-nr-03-en.doc>

A2. To conserve and restore biodiversity and ecosystem services in the wider EU countryside

A2.1.1, 2.1.2 & 2.1.8

Published National Rural Development Programmes (IEEP database 2008)

European Commission unpublished data (2008)

MS questionnaire

A2.1.11

Third National Report to the Convention on Biological Diversity (2005)

<http://www.cbd.int/doc/world/ie/ie-nr-03-en.pdf>

A2.1.4 & 2.1.10

Alliance Environment (2007). Evaluation of the application of cross compliance as foreseen under Regulation 1782/2003. Part I: Descriptive Report - 26/07/2007. Report to the European Commission.

A2.1.5 & A2.2.1

MS Questionnaire

www.environ.ie/en/DevelopmentandHousing/PlanningDevelopment/Environmental/EnvironmentalAssessment/EIASEALegislation

A2.3.1

WFD Scoreboard http://ec.EURpa.eu/environment/water/water-framework/transp_rep/scoreboard_en.htm

A2.4.2 & 2.4.3

Ireland NEC Directive submission (04 Jan 2008)

<http://cdr.eionet.EURpa.eu/ie/eu/nec>

NEC Directive National Programmes

http://ec.EURpa.eu/environment/air/nationalprogr_dir200181.htm

MS reporting to NEC Directive

http://ec.EURpa.eu/environment/air/implem_nec_directive.htm

A3. To conserve and restore biodiversity and ecosystem services in the wider EU marine environment

A3.1a:

<http://www.marine.ie/home/SeaChange.htm>

SEBI 12 Article 17 Report

A3.1b:

<http://www.dcmnr.gov.ie/Marine/Coastal+Zone+Management/>

http://ec.EURpa.eu/environment/iczm/evaluation/iczm_national_reporting_ireland.htm

A3.2:

http://ec.EURpa.eu/water/water-bathing/report_2007.html

A3.3:

[http://www.bim.ie/uploads/text_content/docs/96540154 %20BIM %20Steering.pdf](http://www.bim.ie/uploads/text_content/docs/96540154%20BIM%20Steering.pdf)

http://www.marine.ie/NR/rdonlyres/CFA292C5-8D09-4E8C-AB73-6138A394CA42/0/FS_PDoc_Fisheries_Data_Integration_Final_TOR_July07.pdf

A3.4:

http://ec.EURpa.eu/fisheries/cfp/structural_measures/operational_programmes_en.htm

MS Questionnaire

A3.5a:

http://www.cfb.ie/fishing_in_ireland/salmon2008.htm

<http://www.dcmnr.gov.ie/Press+Releases/Pat+the+Cope+Announces+New+National+Salmon+Commission.htm>

<http://www.marine.ie/NR/rdonlyres/A88DC003-9ADB-4FF2-B9AF->

[00CF7E2A7A9C/0/FS_DK_Eel_Data_Final_TOR_July07.pdf](#)
<http://www.marine.ie/home/services/operational/stock/home.htm>

A3.5b:

http://www.bim.ie/templates/text_content.asp?node_id=194
<http://ec.EURpa.eu/fisheries/publications/fishyearbook2007.pdf>
<http://ec.EURpa.eu/fisheries/fleetstatistics/index.cfm?lng=en>

A3.6:

<http://www.npws.ie/en/PublicationsLiterature/SpeciesActionPlans/>
<http://www.npws.ie/en/CurrentResearchProjects/AnimalSpecies/>
<http://www.npws.ie/en/CurrentResearchProjects/HabitatSite/>

A3.7:

<http://www.ndp.ie/viewdoc.asp?DocID=1808>
http://ec.EURpa.eu/fisheries/cfp/structural_measures/operational_programmes_en.htm

A4. To reinforce compatibility of regional and territorial development with biodiversity in the EU

Infoview Data (DG Regio)

A5. To substantially reduce the impact on EU biodiversity of invasive alien species and alien genotypes

A5.1.2

MS questionnaire

Miller, C., Kettunen, M. & Shine, C. 2006. Scope options for EU action on invasive alien species (IAS) Final report for the European Commission. Institute for European Environmental Policy (IEEP), Brussels, Belgium.

www.irishstatutebook.ie/2000/en/act/pub/0038/index.html
www.revenue.ie/customs/tariff2008/tariff2008-part2.doc
www.invasivespeciesireland.com

A5.1.2 & 5.1.3

National Report on the Cartagena Protocol on Biosafety

<http://www.cbd.int/biosafety/parties/reports.shtml?report=NR-CPB-01>

European Commission Report on the Implementation of National Measures on the Coexistence of Genetically Modified Crops with Conventional and Organic Farming

http://ec.EURpa.eu/agriculture/coexistence/index_en.htm

National legislation and information

<http://www.environ.ie/en/GMO/>

B6: To substantially strengthen effectiveness of international governance for biodiversity and ecosystem services

B.6

<http://www.cbd.int/doc/world/ie/ie-nr-03-en.pdf>
<http://www.cbd.int/countries/?country=ie>
<http://www.cbd.int/convention/parties/contributions.shtml?tab=2&yr=2007>
http://www.ramsar.org/res/key_res_ix_12_e.htm

http://www.cms.int/bodies/StC/32_stc_meeting/French/Doc_09_Fonds_Affectation_avec_Annexes.pdf

http://www.unep-aewa.org/meetings/en/stc_meetings/stc4docs/pdf/stc4_9_income_expenditures.pdf

<http://whc.unesco.org/en/sessions/31COM/documents/>

http://www.unep.org/rmu/en/Financing_of_UNEP/Environment_Fund/Table_2007/index.asp

B7. To substantially strengthen support for biodiversity and ecosystem services in EU external assistance

B7.1.3 & 7.1.6:

www.oecd.org/dac/stats/crs.

OECD Development Cooperation Directorate

http://www.oecd.org/department/0,3355,en_2649_33721_1_1_1_1_1,00.html

B7.2.2 & 7.2.5:

<http://www.acdi-cida.gc.ca/CIDAWEB/acdicida.nsf/En/REN-218131217-PEH>

B8. To substantially reduce the impact of international trade on global biodiversity and ecosystem services

B.8

<http://www.cites.org/eng/resources/reports/biennial.shtml>

<http://www.cites.org/eng/cop/14/doc/E14-07-1.pdf>

<http://www.cbd.int/countries/?country=ie>

C9: To support biodiversity adaptation to climate change

C9.1.1

EC (2007) Communication from the Commission. Progress towards achieving the Kyoto objectives.

http://ec.EURpa.eu/environment/climat/gge_progress.htm

C9.4.1 & 9.4.3

Third National Report to the Convention on Biological Diversity

<http://www.cbd.int/doc/world/ie/ie-nr-03-en.doc>

Fourth National Communication On Climate Change to the UNFCCC

<http://unfccc.int/resource/docs/natc/irenc4.pdf>

National Climate Strategy

<http://www.environ.ie/en/publicationsdocuments/filedownload,1861,en.pdf>

D10. To substantially strengthen the knowledge base for conservation and sustainable use of biodiversity, in the EU and globally

D10.1:

MS Questionnaire

<http://www.epa.ie/downloads/pubs/research/biodiversity/name.12166.en.html>

<http://biodiversityresearch.ie/index.php>

<http://www.npws.ie/en/media/Media,3751,en.pdf> (sections 40-44)

<http://www.epa.ie>

<http://www.nwps.ie>

E1. Ensuring adequate financing

http://ec.EURpa.eu/environment/life/countries/documents/ireland_en_oct06.pdf

<http://EURpa.eu/rapid/pressReleasesAction.do?reference=MEMO/07/310&format=HTML&aged=0&language=EN&guiLanguage=en>

E2. Strengthening EU decision-making

E2.1:

MS Questionnaire

E2.2 :

<http://www.npws.ie/en/media/Media.4590.en.pdf>

E2.5 :

<http://www.npws.ie/en/media/Media.4590.en.pdf>

http://www.ndp.ie/docs/NDP_2007-2013_-_All_sections_downloadable_by_chapter/1900.htm

<http://www.teagasc.ie/advisory/environment/reps.htm>

<http://www.cbd.int/doc/world/ie/ie-nr-03-en.pdf>

E3. Building partnerships

E3.1:

MS Questionnaire

<http://www.nwps.ie>

http://www.noticenature.ie/files/tourism_guidelines.pdf

http://www.noticenature.ie/files/documents/Business_option%20_v10.pdf

http://www.noticenature.ie/files/Construction_v12.pdf

<http://www.noticenature.ie/agriculture.html>

http://www.walking_ireland.ie/Criteria-for-Developers.aspx

E4. Building public education, awareness and participation

E4.1:

http://ec.EURpa.eu/public_opinion/index_en.htm

<http://www.npws.ie/en/media/Media.4590.en.pdf>

<http://www.noticenature.ie/>

F1-4. Monitoring, evaluation and review

F

<http://www.cbd.int/doc/world/ie/ie-nr-03-en.pdf>

<http://www.environ.ie/en/Heritage/NationalParksandWildlife/Biodiversity/>

<http://eumon.ckff.si/>