

EN

EN

EN



EUROPEAN COMMISSION

Brussels, 27.4.2010
COM(2010)191 final

ANNEX

**To the Report from the Commission to the Council and the European Parliament
on the implementation of the European Energy Programme for Recovery**

ANNEX

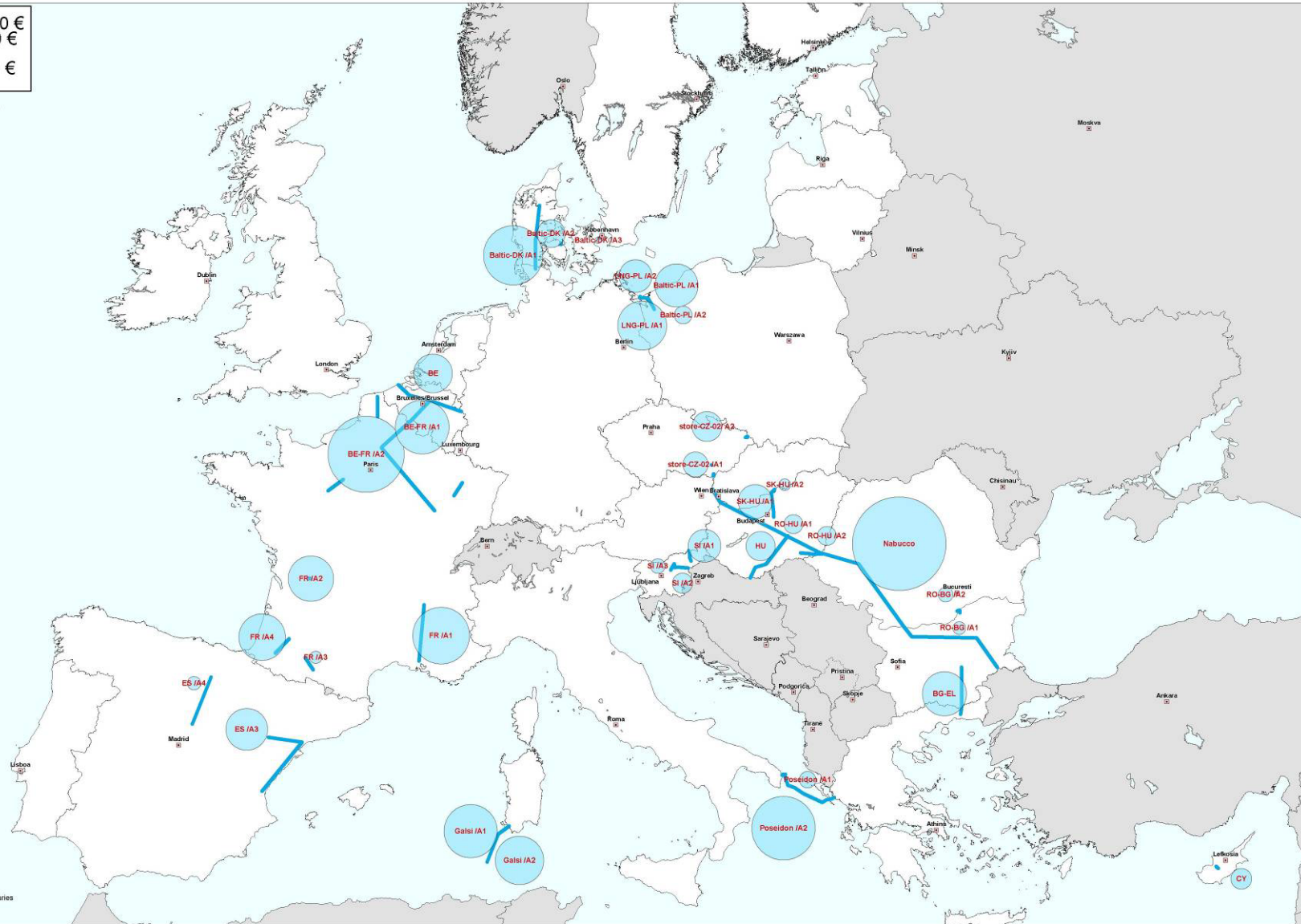
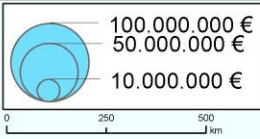
Geographical presentation of the selected proposals

Lists of the selected projects

Table 1	Grants awarded to gas interconnectors projects
Table 2	Grants awarded to reverse flow gas projects
Table 3	Grants awarded to electricity infrastructure projects
Table 4	Grants awarded to small islands projects
Table 5	Grants awarded to OWE projects
Table 6	Grants awarded to CCS projects



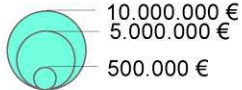
Selected proposals - Gas interconnectors





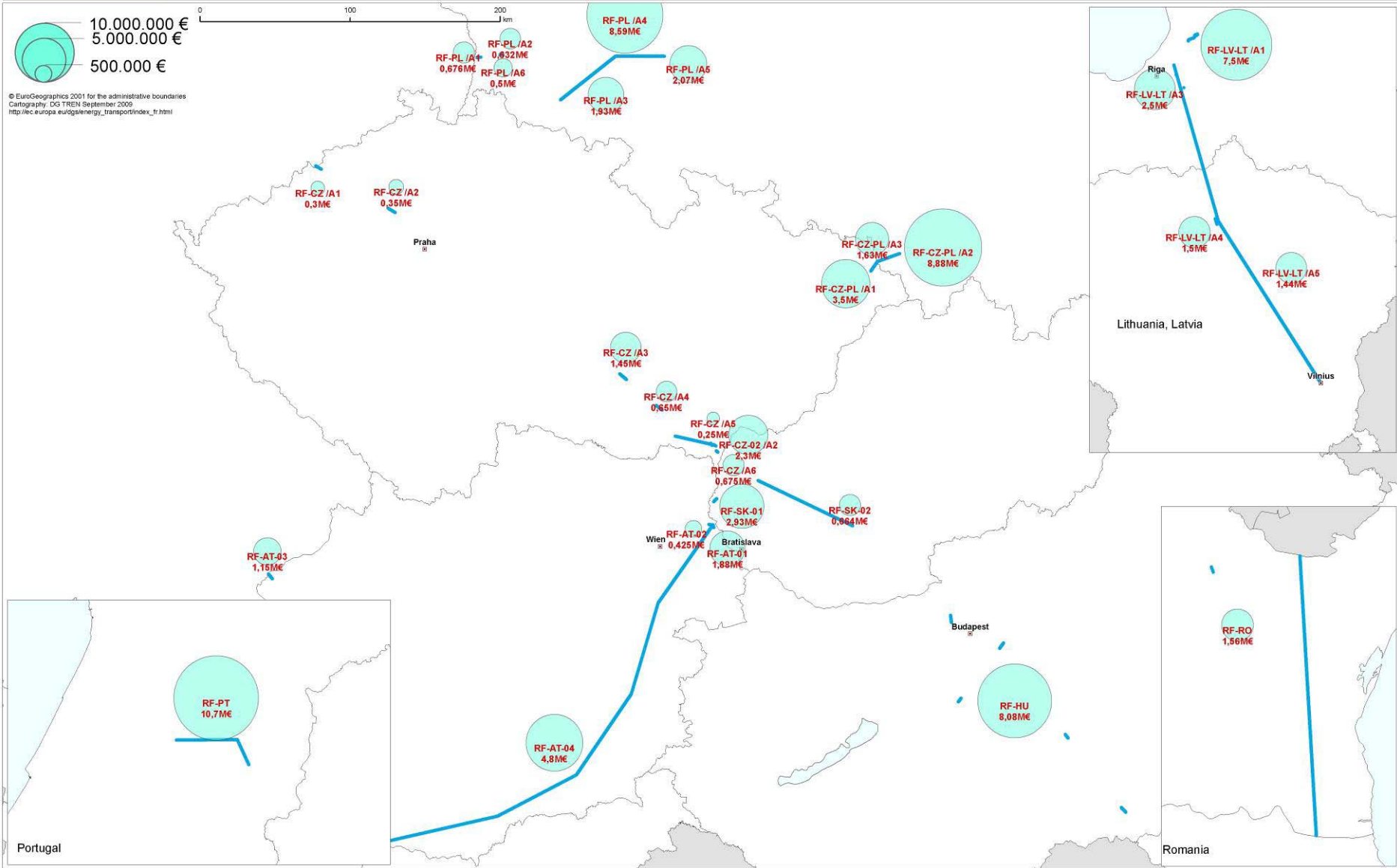
Selected proposals - Gas reverse flow

European Energy Programme for Recovery



0 100 200 km

© EuroGeographics 2001 for the administrative boundaries
Cartography: DG TREN September 2009
http://ec.europa.eu/energy_transport/index_fr.html

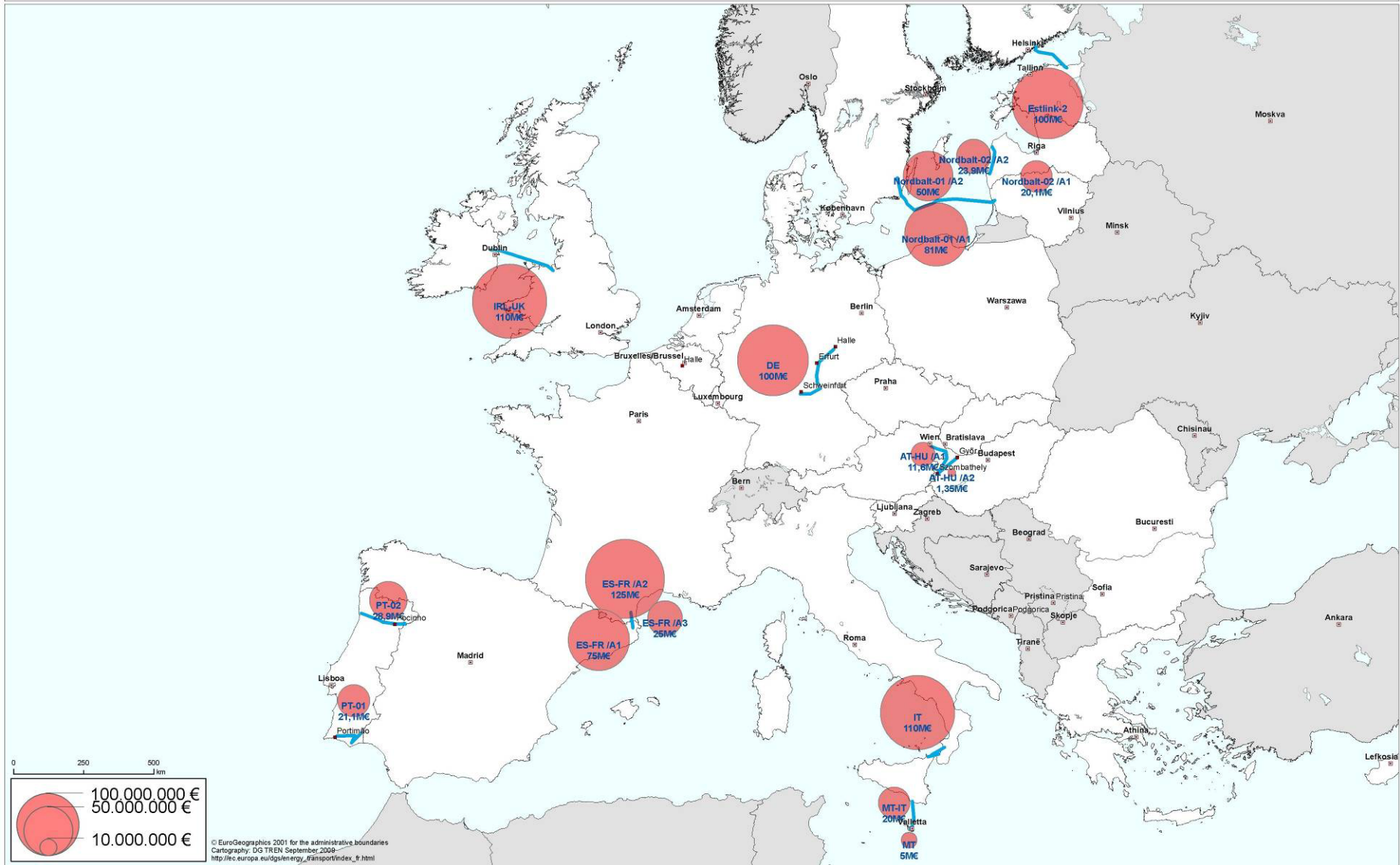


EN

EN

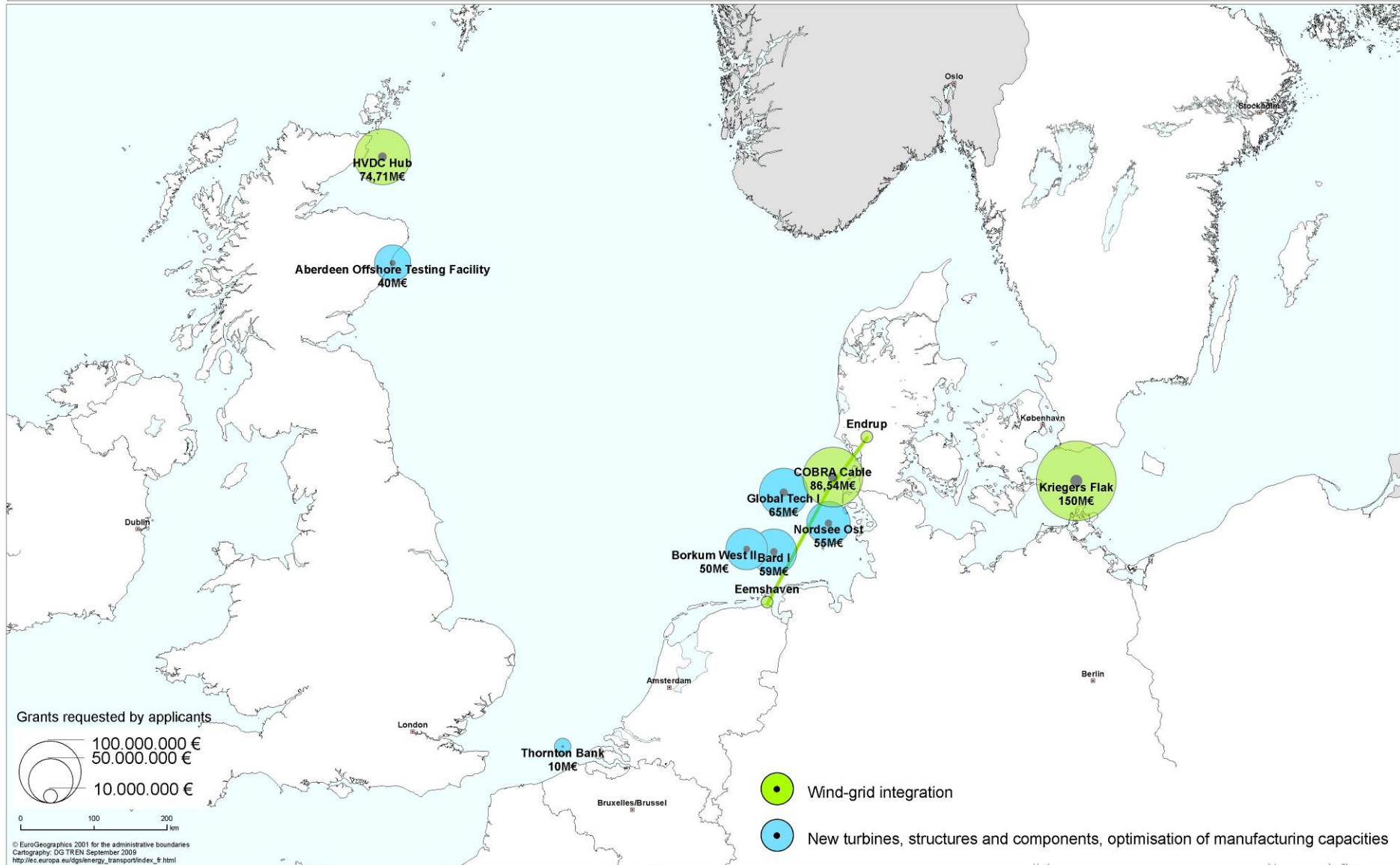


Selected proposals - Electricity interconnectors





Selected proposals – Offshore Wind Energy





Selected proposals – Carbon Capture and Storage

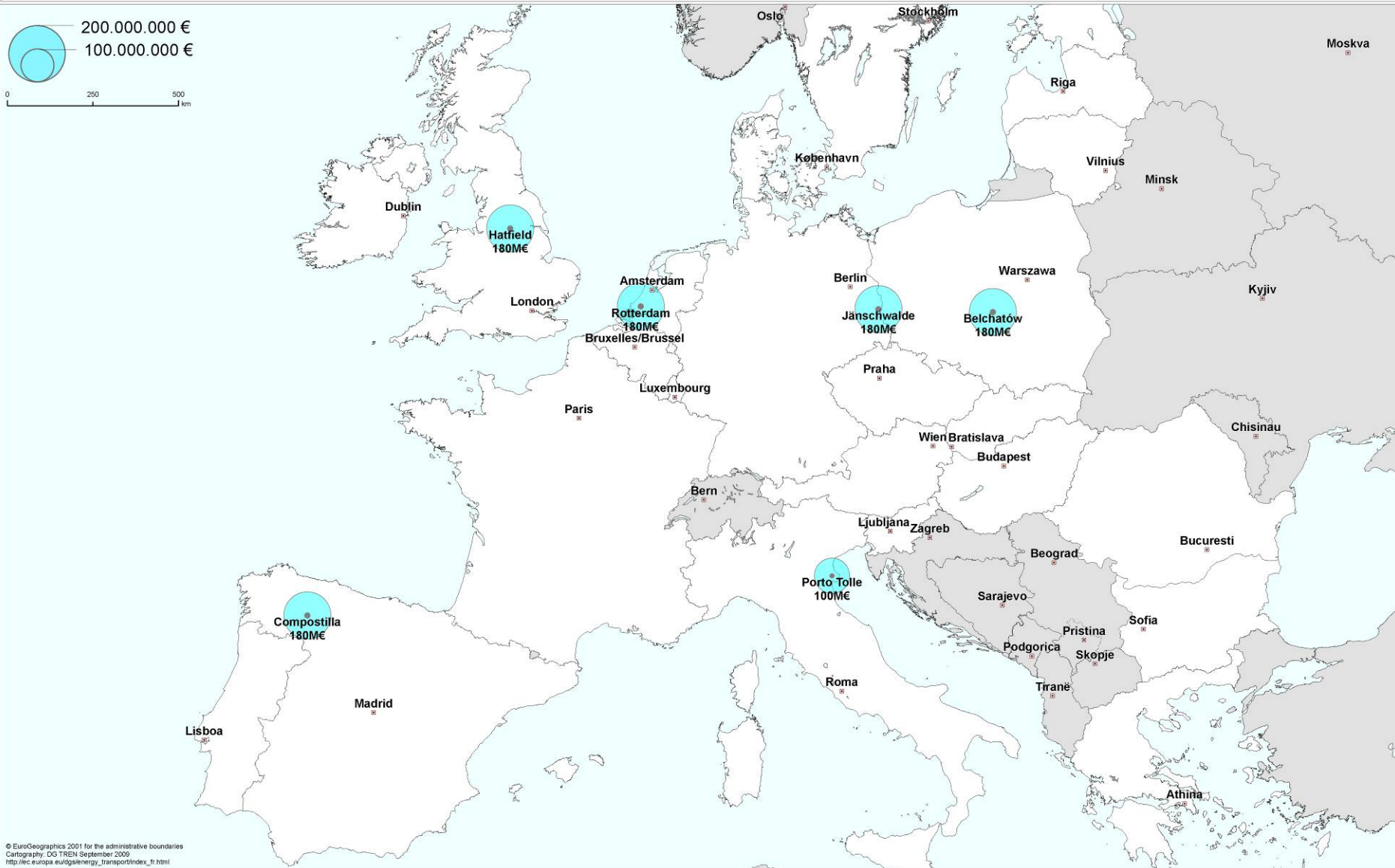


Table 1: GAS INTERCONNECTORS

Project as mentioned in the EEPR Regulation	Applicant Name	Country(ies)	Maximum Union contribution in €
Nabucco	Nabucco Gas Pipeline International GmbH	AT, HU, BG, DE, RO	200 000 000
ITGI – Poseidon	IGI Poseidon S.A	GR, IT	100 000 000
Skanded/Baltic pipe	Energinet.dk	DK	100 000 000
	Gaz System S.A	PL	50 000 000
Liquefied Natural Gas Terminal at Polish Coast at port of Świnoujście	Polskie LNG sp. z.o.o & Zarząd Morskich Portów Szczecin i Swinoujsce S.A	PL	80 000 000
Slovakia-Hungary Interconnector (Veľký Krtíš – Vecsés)	FGSZ Natural gas Transmission Closed company Limited	HU	30 000 000
	Eustream a.s	SK	
Gas transmission system in Slovenia between the Austrian border to Ljubljana (excluding the section Rogatec-Kidričevo)	Geoplin plinovodi d.o.o	SI	40 000 000
Interconnection Bulgaria-Greece (Stara Zagora –Dimitrovgrad-Komotini)	1) Public Gas Corporation of Greece (DEPA) 2) EDISON S.p.A 3) Bulgarian Energy Holding EAD	GR, IT, BG	45 000 000

Romania-Hungary gas interconnector	FGSZ Natural gas Transmission Closed company Limited SNTGN TRANSGAZ SA	RO HU	16 606 788
Expansion of Gas Storage Capacity in the Czech hub	RWE Gas Storage	CZ	35 000 000
Hungary-Croatia interconnection	FGSZ Natural gas Transmission Closed company Limited	HU	20 000 000
Bulgaria-Romania interconnection	1) S.N.T.G.N TRANSGAZ SA 2) BULGARTRANSGAZ EAD	RO, BG	8 929 000
Reinforcement of FR gas network on the Africa-Spain-France axis	1) GRTgas SA 2) TIGF SA	FR	175 765 000
GALSI (Gazoduc Algérie-Italie)	Galsi Spa	IT	120 000 000
Gas interconnection Western Axis Larrau Branch	Enagas SA	ES	45 000 000
Germany-Belgium-United Kingdom pipeline	FLUXYS SA	BE	35 000 000
France-Belgium interconnection	FLUXYS SA & GRTgas SA	BE & FR	200 000 000
TOTAL GAS			1 301 300 788

Table 2: REVERSE FLOW GAS PROJECTS

Infrastructure and equipment to permit REVERSE FLOW in the event of short term supply disruption	REN-GASODOTU S.A	PT	10 700 750
	SNTGN TRANSGAZ SA	RO	1 560 000
	Baumgarten-Oberkappel Gasleitungsges m.b.H (BOG)	AT	1 883 500
	OMV Gas GmbH	AT	425 000
	OMV Gas GmbH	AT	1 150 000
	Trans Austria Gasleitung GmbH	AT	4 800 000
	NAFTA a.s	SK	2 936 121
	Eustream a.s	SK	664 500
	RWE Transgas Net, s.r.o	CZ	3 675 000
	FGSZ Natural gas Transmission	HU	8 078 500
	Latvijas Gaze & AB Lietuvos Dujos	LV	12 940 000
	Gas System S.A	PL	14 405 248
	RWE Transgas Net, s.r.o	CZ	2 300 000
RWE Transgas Net & Gaz-System S.A	CZ & PL	14 000 000	
Total Reverse Flow			79 518 619

Table 3: ELECTRICITY INTERCONNECTORS

Project as mentioned In the EEPR Regulation	Applicant Name	Country(ies)	Maximum Union contribution in €
Estlink-2	1) Fingrid Oyj 2) Elering OÜ	FIN, ET	100 000 000
Interconnection Sweden-Baltic States, and strengthening of the grid in Baltic States	1) Affärsverket svenska Kraftnät 2) AB Lietuvos Energija	SE, LT	131 000 000
	Latvenergo AS	LV	44 000 000
Halle/Saale – Schweinfurt	1) Vattenfall Europe Transmission GmbH 2) Transpower stromübertragungs GmbH	DE	100 000 000
Wien-Győr	1) VERBUND-Austria Power Grid 2) MAVIR ZRt	AT, HU	12 989 800
Portugal-Spain interconnection reinforcement	REN - Rede Electrica Nacional S.A	PT	21 126 213
	REN - Rede Electrica Nacional S.A	PT	28 873 787
Interconnection France-Spain (Baixas - Sta Llogaia)	1) Red Electrica de España 2) Réseau de Transport d'Electricité	ES, FR	225 000 000
New submarine cable between Sicily – Continental Italy (Sorgente – Rizziconi)	Terna S.p.A	IT	110 000 000
Ireland/Wales interconnector (Meath-Deeside)	Eirgrid	IRL	110 000 000
Electricity interconnection Malta-Italy	1) Enemalta Corporation 2) Terna Spa - Rete Elettrica Nazionale	MT, IT	20 000 000
TOTAL Electricity			902 989 800

Table 4: SMALL ISLANDS PROJECTS

Project as mentioned In the EEPR Regulation	Applicant Name	Cou
Small isolated island initiatives	Ministry of Commerce, Industry and Tourism	CY ¹
	Enemalta Corporation	MT ²
TOTAL		

Table 5: OFFSHORE WIND ENERGY

Project name	Applicant name	Maximum Union contribution in €
Baltic - Kriegers Flak I, II, III: Combined Grid Solution	50Herz (DE), Energinet.dk (DK)	150 000 000
COBRA CABLE	TenneT TSO B.V. (NL), Energinet.dk (DK)	86 540 000
Offshore HVDC hub	Scottish Hydro Electric Transmission Ltd. (UK)	74 100 000
BARD Offshore 1 ("BARD 1")	Ocean Breeze Energy GmbH & Co KG (DE)	53 100 000
Gravity foundations for deep water wind farms using efficient serial manufacturing and fast installation processes (Global Tech I - Gravity Foundations)	Wetfeet Offshore Wind Energy GmbH (DE), Strabag Offshore Wind GmbH (DE)	58 550 000
Nordsee Ost offshore wind farm	Essent Wind Nordsee Ost Planungs - und Betriebsgesellschaft GmbH (DE)	50 000 000
Borkum West II	Trianel Windkraftwerk Borkum GmbH & Co. KG (DE)	42 710 000
Aberdeen Offshore Wind Farm - Wind Deployment Centre	Aberdeen Offshore Wind Farm Limited (UK)	40 000 000
Optimised logistics and innovative substructures for the far-shore deep-water Thornton Bank wind farm	C-Power (BE)	10 000 000
Total		565 000 000

¹ LNG project

² Electricity project

Table 6: CARBON CAPTURE AND STORAGE

Country	Project Name	Applicant Name/Country	Maximum Union contribution in €
DE	Jaenschwale	Vattenfall Europe Generation	180 000 000
UK	Hatfield	Powerfuel Power Limited	180 000 000
IT	PorteTolle	Enel Ingegneria e prod.	100 000 000
NL	Rotterdam	Maasvlakte CCS Pjt CV	180 000 000
PL	Belchatow	PGE Elektrownia Belchatow	180 000 000
ES	Compostilla	ENDESA Generacion sa	180 000 000
Total			1 000 000 000