

EN

EN

EN



EUROPEAN COMMISSION

Brussels, 8.10.2010
SEC(2010) 1163 final
Vol.2

COMMISSION STAFF WORKING DOCUMENT

CONSOLIDATED PROFILE

Accompanying document to the

**REPORT FROM THE COMMISSION TO THE COUNCIL AND THE EUROPEAN
PARLIAMENT**

**THE 2010 ASSESSMENT OF IMPLEMENTING THE EU BIODIVERSITY ACTION
PLAN**

COM(2010) 548
SEC(2010) 1164
SEC(2010) 1165

TABLE OF CONTENTS

<i>POLICY AREA 2: The EU and global biodiversity</i>	87
Objective 6. To substantially strengthen effectiveness of international governance for biodiversity and ecosystem services.	87
Objective 7. To substantially strengthen support for biodiversity and ecosystem services in EU external assistance.....	91
Objective 8. To substantially reduce the impact of international trade on global biodiversity and ecosystem services.	99
<i>POLICY AREA 3: Biodiversity and climate change</i>	109
Objective 9. To support biodiversity adaptation to climate change.	109
<i>POLICY AREA 4: The knowledge base</i>	115
Objective 10. To substantially strengthen the knowledge base for conservation and sustainable use of biodiversity, in the EU and globally.....	115
<i>B. THE FOUR KEY SUPPORTING MEASURES</i>	123
Supporting Measure 1. Ensuring adequate financing.....	123
Supporting Measure 2. Strengthening EU decision–making for biodiversity	133
Supporting Measure 3. Building partnerships.....	137
Supporting Measure 4. Building public education, awareness and participation	141
<i>C. MONITORING, EVALUATION AND REVIEW</i>	144

POLICY AREA 2: The EU and global biodiversity

OBJECTIVE 6. TO SUBSTANTIALLY STRENGTHEN EFFECTIVENESS OF INTERNATIONAL GOVERNANCE FOR BIODIVERSITY AND ECOSYSTEM SERVICES.

A. Context

The EU is committed to achieve the target agreed by the Convention on Biological Diversity (CBD) and the World Summit on sustainable Development 'to significantly reduce the rate of biodiversity loss by 2010'. The key international agreement to promote progress towards this target is the CBD. The EU plays an active role in international biodiversity governance. Implementation of the CBD needs to be substantially reinforced. The EU also actively implements a range of other biodiversity related international agreements such as the Bonn Convention on Migratory Species, the Ramsar Convention on Wetlands and the Convention on International Trade in Endangered Species (CITES, see objective 8), and promotes synergies between these.

In their conclusions from 15 March 2010, the Council of the European Union expressed their serious concern 'that both the EU and the global biodiversity 2010 targets have not been met, that biodiversity loss continues at an unacceptable rate entailing very serious ecological, economic and social consequences, while stressing that these targets have however been essential in generating useful actions in favour of biodiversity'¹.

Council Conclusions on international biodiversity beyond 2010 were adopted in December 2009. They highlight – inter alia – the climate change-biodiversity link and "recommend the development and use of ecosystem-based approaches to climate change adaptation and mitigation". The new EU 2020 biodiversity target that was adopted in March 2010 includes stepping up the EU's efforts to avert global biodiversity loss.

¹ <http://register.consilium.europa.eu/pdf/en/10/st07/st07536.en10.pdf>

B. Progress assessment

Target 6.1 International governance for biodiversity substantially more effective in delivering positive biodiversity outcomes by 2010

[**Action:** A.6.1.1: Press for *effective worldwide implementation of the Convention on Biological Diversity*, decisions of the Conference of the Parties including thematic and cross-cutting programmes of work, and other related international and regional biodiversity agreements (e.g. Bonn, Berne, AEW, Ramsar, UN Fish Stocks Agreement) and promote greater synergies between these [2006 onwards]. **MS Action:** Work at EU, global and regional levels for enhanced effectiveness in CBD implementation by streamlining operations of CBD, coordinating action between related multilateral environmental agreements, working towards integrated outcome-based reporting, establishing global partnership with key stakeholders.]

Implementation of the CBD at the EU level

All EU Member States and the Union are a Party to the CBD and are implementing the CBD and related MEAs in their countries through a wide range of policies and measures. Nearly all Member States (22) have prepared National Biodiversity Strategies and Action Plans (NBSAPs) as required by the CBD. Italy and Malta indicated that their NBSAPs are under development and the remaining three Member States, namely Cyprus, Greece and Luxembourg, indicated that they have not prepared NBSAPs.

The 2006 Communication² and EC Biodiversity Action Plan³ subject to this report can be considered as the revised NBSAP for the EC. Detailed information on activities undertaken to implement the CBD can be found in the National Reports to the CBD. As of April 2009, the EC and most Member States (19) had submitted their fourth national reports while Austria, Bulgaria, Cyprus, Greece, Ireland, Malta, Portugal and Slovenia had not yet done so.

Implementation of the CBD at the regional and global level.

In 2009 under the Italian G8 Presidency, Environment Ministers adopted the “*Siracusa Carta*” on Biodiversity, which list priority actions to be taken on biodiversity.

Following the successful if slow steps achieved on synergies for chemicals and waste cluster, UNEP’s work to promote synergies between biodiversity-related conventions is starting.

The decision has been taken by the third intergovernmental meeting in June 2010 to establish the Intergovernmental Science-Policy Platform on Biodiversity and Ecosystem Services (IPBES) to advise on biodiversity and ecosystems related major, emerging issues.

In September 2010, there will be, for the first time, a High-level meeting of the UN General Assembly (UNGA) as a contribution to the International Year of Biodiversity.

² <http://eur-lex.europa.eu/LexUriServ/LexUriServ.do?uri=CELEX:52006DC0216:EN:NOT>

³ http://ec.europa.eu/environment/nature/biodiversity/comm2006/pdf/sec_2006_621.pdf

In 2009 the European Commission has started to make preparations for CBD negotiations in 2010. Council Conclusions on international biodiversity beyond 2010 were adopted December 2009. The new EU 2020 biodiversity target that was adopted in March 2010 foresees to step up the EU's efforts to avert global biodiversity loss.

The 2010 Annual Action Programme for Environment and Sustainable Management of Natural Resources including Energy foresees EUR 1 million for the support of the Secretariat of the Convention on Biological Diversity (CBD) in implementing CBD COP 10 decisions and a further EUR 1 million for support for the implementation of the CBD Work Programme on Protected Areas with a focus on marine protected areas in developing countries, least developed countries and small island developing states through targeted capacity development.

The Commission and Member States parties to the CBD are actively involved in the development of the post-2010 global biodiversity target and the new Strategic Plan, that are to be agreed at the CBD COP 10 (October 2010). The global 2010 Biodiversity Indicators Partnership (BIP) supported by the EC has contributed to the 2010 Millennium Development Goals Report and the Global Biodiversity Outlook 3.

The Commission and Member States actively participated in the review of the measures of UNGA Resolution 61/105 on the protection of vulnerable marine ecosystems in the context of the annual negotiations on the 2009 UN Sustainable Fisheries Resolution. The new measures included in the Resolution aim to improve the protection of these ecosystems.

The decision has been taken in 2010 to establish the Intergovernmental Science-Policy Platform on Biodiversity and Ecosystem Services (IPBES), an IPCC-like body to advise on biodiversity and ecosystems related major, emerging issues. Another indicator demonstrating the EU and its Member States' commitment to support implementation of the CBD and other treaties is provided by the level of financial contributions to the biodiversity-related Conventions as well as the level of biodiversity-related bilateral and multilateral aid. For this last element, see objective 7.

The Union and Member States have provided significant financial contributions to both the core and voluntary budgets of the CBD, its Cartagena Protocol on Biosafety and other biodiversity-related Multilateral Environmental Agreements as well as to non-governmental and other international organisations supporting implementation of the CBD and achievement of the 2010 target. For example, the 27 EU Member State Parties to the CBD and the Union collectively pledged in 2010 around 50.3% of the contributions to the General Trust Fund of the CBD (193 Parties).

The EU and its Member States also provided substantial contributions to the other biodiversity-related conventions (Ramsar Convention on Wetlands, Convention on Migratory Species CMS, African-Eurasian Migratory Waterbird Agreement AEW, Convention on International Trade in Endangered Species of Wild Fauna and Flora CITES, World Heritage Convention; note that not all Member States are Party to all these agreements)⁴. The relevant Member States contributed a total of EUR1,107,089 in 2008 or 2009 (latest annual figure available per Member State used) to the Ramsar Convention. Twenty-six Member States and the EC are Parties to the CMS and contributed a total of EUR1,872,780 to the CMS Secretariat in 2008/09/10 (latest figure available used). Twenty-one Member States and the

⁴ For a detailed account of Member State contributions, see Supporting Measure 1.

EC are Parties to AEWa and in 2008/09/10 they contributed a total of EUR786,013 to the Secretariat. All Member States are Parties to CITES and paid their financial contributions to the CITES Trusts Fund, amounting to a total of USD 1,273,636 in the latest year for which figures were available (mostly 2008, in a few cases 2009 or 2010). All Member States are Parties to the World Heritage Convention and they contributed a total amount of EUR817,925 to the World Heritage Fund in 2008/09/10. Member States also provided substantial contributions to the UNEP Environment Fund. In 2009, 23 Member States pledged USD63,592,480 to the Fund, of which as of 2 February 2010, a total of USD58,465,286 had been paid⁵.

Enhance integration of Biodiversity into global processes

[**ACTION:** A6.1.2: Enhance *integration of biodiversity into global processes* with important impacts on biodiversity such as sustainable development and the Millennium Development Goals, trade and climate change [2006 onwards].]

The 2010 target has been included in the Millennium Development Goals. The Commission Staff Working Document "Policy Coherence for Development Work Programme 2010- 2013" accompanies the Communication from the Commission to the European Parliament, the Council, the European Economic and Social Committee and the Committee of the Regions on "A twelve-point EU action plan in support of the Millennium Development Goals identifies biodiversity related targets and indicators to address the global challenges of food security and climate change".

Promote improved Oceans Governance

[**Action:** A6.1.2: Promote *improved oceans governance* for conservation and recovery of marine biodiversity, ecosystem services and integration of key sectors, including in relation to areas beyond national jurisdiction; make progress towards mechanisms for establishment of Marine Protected Areas in the high seas, including by supporting the adoption of an Implementing Agreement to the UN Convention of the Law of the Sea, with the scientific support from the CBD, notably in developing criteria for identifying the areas to be protected. [2006 onwards]. **MS Action:** Support coordinated EU action.]

On top of efforts in the CBD (see above), the EU continues to promote initiatives to strengthen international action in the UN, Regional Fisheries Management Organisations (RFMOs) and relevant international conventions to protect vulnerable marine habitats. It actively participated in the UNCLOS process that led to the adoption in December 2006 of Resolution 61/105 of the UN General Assembly on Sustainable Fisheries, for the protection of vulnerable deep-sea ecosystems in the high seas. However, little progress has been made in efforts to negotiate international rules under the UN General Assembly (UNGA) to guide and facilitate the establishment of marine protected areas in areas beyond national jurisdiction. The EU will continue to promote initiatives to strengthen international action in the UN, Regional Fisheries Management Organisations (RFMOs) and relevant international conventions to protect vulnerable marine habitats. The second regulation aims at improving the fight against Illegal, Unreported and Unregulated (IUU) fishing. The measures will only allow access to the EU market of fisheries products that have been certified as legal by the flag state or the exporting state concerned. A European black list of vessels and states will be set up as will deterrent sanctions against IUU fishing in EU waters and against EU operators

⁵ http://www.unep.org/rms/en/Financing_of_UNEP/Environment_Fund/Table_2009/index.asp

engaged in IUU fishing anywhere in the world. For further information on marine issues please see the section on Objective 3.

OBJECTIVE 7. TO SUBSTANTIALLY STRENGTHEN SUPPORT FOR BIODIVERSITY AND ECOSYSTEM SERVICES IN EU EXTERNAL ASSISTANCE.

A. Context

The enhanced funding earmarked for biodiversity and the strengthening of measures to mainstream biodiversity in development assistance has been included in the new European Consensus on Development Cooperation. Nature conservation is specifically mentioned as an area that can be supported by the European Neighbourhood and Partnership Instrument (ENPI)⁶. The Commission's Communication on Policy Coherence for Development⁷ specifies: "The EU should enhance funding earmarked for biodiversity and strengthen measures to mainstream biodiversity in development assistance." This ambition is carried forward in the new EU Development Policy⁸ (the European Consensus on Development Cooperation).

The EU Council of both Environment and Development Cooperation Ministers welcomed the "Message from Paris - Integrating biodiversity into European development cooperation" adopted at a Conference on Biodiversity in European Development Cooperation. Member States are important donors to biodiversity including the Global Environment Facility which supports biodiversity projects. The Biodiversity Action Plan aims at enhancing earmarked development cooperation funds for biodiversity as well as better mainstreaming of biodiversity into EU and Member States' development aid budgets. This remains a major challenge largely due to the low priority often given to biodiversity by partner countries in the face of other compelling needs.

B. Progress assessment

Target 7.1 Financial resources flowing annually to projects directly benefiting biodiversity has substantially increased in real terms (for period 2006-2010 compared with period 2000-2005; [and again for period 2011-2013]

Adequate funds earmarked for biodiversity in European Community projects and programmes in developing countries (A7.1.1 & 7.1.2 & 7.1.5)

Thematic instruments

A total of EUR 27.3 million has been allocated to biodiversity – as a specific sector – for the four years period 2007-2010 under the EC Thematic Programme for Environment and Natural Resources (ENRTP). The Environment and Natural Resources Thematic Programme

⁶ REGULATION (EC) No 1638/2006.

⁷ COM (2005) 134 final.

⁸ COM (2005) 311 final.

(ENRTP) mid-term review said that the programme was highly relevant to its objectives, which include the protection of biodiversity; however the outside evaluators called for better integration of the work achieved under the ENRTP in the main geographic programmes. Its second phase will be from 2011 to 2013.

In the portfolio of external actions managed by the European Commission, approximately EUR 325 million was the EC commitment for biodiversity related activities that targeted the objectives of the Convention on Biological Diversity (CBD), in the period 2007-2009⁹.

Furthermore, some other headings of ENRTP are strongly linked to biodiversity. Approximately EUR 80 million has been allocated to the promotion of Sustainable Forest Management (additionally, about EUR 37 million were available for implementation of the initiative on Forest Law Enforcement, Governance and Trade (FLEGT). Almost EUR 6 million has been committed for fisheries & marine/coastal resources And about EUR 10 million for climate change and biodiversity projects for European Neighbourhood Partnership Countries.

The total amount allocated to biodiversity specific projects for the period 2007-2010 under the ENRTP was almost EUR 70 million, while approximately EUR 110 million was committed for biodiversity related activities – equivalent to about EUR 44 million when using an adjustment factor to avoid overestimation, as biodiversity conservation is only a secondary objective¹⁰. This would represent a total amount of EUR 114 million for the period.

The ENRTP Call for Proposals for 2009 included several specific envelopes closely related to biodiversity: approximately EUR 14 million for forests, EUR 10 million for FLEGT, EUR 5 million for land biodiversity, EUR 3 million for fisheries and EUR 4 million for biodiversity and climate change in ENPI countries. In addition to the Call for Proposals, two direct agreements on biodiversity projects (1 South ENP, 1 East ENP) have been financed from the 2009 ENRTP Annual Action Programme with a total value of EUR 3.48 million..

The 2009 call for proposals was topped up in 2010 with equivalent amounts for each priority.

2010 Annual Action Programme (Part I) for Environment and Sustainable Management of Natural Resources including Energy was adopted in June 2010¹¹.

As for the thematic instruments for environment, the conclusion is that the global increase in budget (from EUR 323 million for 7 years (2000-2006) to EUR 470 million for 4 years (2007-2010)) has not benefited to biodiversity, for which the allocation remains stable in absolute terms. The inclusion of new themes in the energy and climate change sectors of the thematic programme explains this stability.

⁹ Approximately €195 million for biodiversity specific projects and €130 million for biodiversity related projects (€320 million when 100% of the budget is considered also for activities with a Rio Marker 1).

¹⁰ The OECD DAC developed the so called "Rio markers" to help determining whether aid activities contribute to the objectives of the three Conventions – including the UN Convention on Biological Diversity (CBD). Activities receive a principal score (score "2") where the CBD is the principal objectives, and a significant score (score "1") where CBD is an important, but not principal objective. To avoid overestimation of the financial support for meeting the obligations of the CBD, EuropeAid proposes to apply a fixed adjustment factor to account for activities that are only partially relevant to the objectives of the CBD – that is, to consider 40% of the allocated budget if biodiversity conservation is only a secondary objective.

¹¹ see http://ec.europa.eu/europeaid/documents/aap/2010/aap_2010_dci-env_en.pdf

Geographical instruments

For the 2007-2009 period, approximately EUR 133 million was allocated to programmes with a focus on biodiversity (EUR 44 millions yearly), while approximately EUR 100 million using the 40% adjustment for projects where biodiversity is a secondary objective only (EUR 255 million when the full amount is considered).

The first estimates indicate that funding for specific biodiversity projects under the EDF increased in real terms in the ACP countries between the 2002-2006 and 2007-2010 periods (approximately from EUR 32 million yearly to EUR 45 million). This increase concerns mainly Africa.

The central African region, Ethiopia and Malawi in Africa, Honduras, Bolivia and Brazil in Latin America represent the main areas on which the EC would intervene in the coming years. For instance, a EUR 20 million Financing Agreement for Biodiversity and Protected Areas Management in ACP countries is expected to be approved in 2010, addressing capacity building for protected areas management as well as for Access and Benefit Sharing in the African, Caribbean and Pacific Countries.

Other envelopes in the Intra-ACP program are closely related to biodiversity: EUR 20 million for desertification in which the focus is put on sustainable land management (which benefits to biodiversity) and the funds for agriculture and food security in which proposals for sustainable agriculture are currently assessed and, if approved, will greatly benefit to agrobiodiversity.

Several rural development programmes in ACP countries also propose to include a biodiversity component. At least 20 countries have identified biodiversity or natural resources management in one or the other sectors of their national strategies.

However, the global increase under EDF should be put in perspective, as the annual EDF allocation has been approximately doubled between 9th & 10th EDF.

In Latin America, for Bolivia, the focal sector on sustainable water management targets inter alia to improve conservation and preservation of water and to increase the government capacity for the integrated management of water resources. Cooperation with Brazil and Honduras also addresses biodiversity, the latter country programme having natural resources management as a focal area. For Brazil, the relevant focal sector targets the promotion of the environmental dimension of sustainable development, and foresees among its priority objectives the curbing of deforestation, the prevention of biodiversity loss and the improvement of governance in natural resource utilization.

In the context of the midterm review of external cooperation, a new focal sector on Climate Change has been introduced for 2011-13 for the Andean Community, with an indicative amount of €7 million. It foresees activities for institutional reinforcement, legal development at regional level and cross-border cooperation, and as such, would indirectly contribute also to fostering biodiversity objectives.

The Regional Strategy Paper (RSP) for Central Asia and in particular its focal sector on environment promotes the management and governance of water and forests.

In Asia, the RSP for Asia and the Country Strategy Paper (CSP) for Malaysia promote the FLEGT process and the CSP for Pakistan supports water and forest management within its focal area 'Rural development and natural resource management' that receives 54% of the

total country allocation for 2007-2010. Additionally, the CSPs of Bangladesh, India, China and Bhutan have environment as a focal sector.

In the Neighbourhood countries, there is so far not enough visibility to know the trends as regards biodiversity – even if the potential exists as important funds have been reserved for environment issues in that region.

It has to be underlined that the allocation of funds to biodiversity in Strategy Papers/Indicative Programmes is still hampered by several obstacles – as explained under part relative to target 7.2.

For the programming cycle of 2007-2010 for ENPI (European Neighbourhood and Partnership Instrument) and of 2007-2010 for DCI (Development Cooperation Instrument) and the European Development Fund (EDF), which took place after the adoption of the EU Action Plan, the estimates indicate that funding for specific biodiversity or protected areas projects slightly increased in real terms in the ACP region, but decrease in Asia.

Following a mid-term review of CSPs, the vast majority of new IPs for 2011 to 2013 have been adopted. They include opportunities to address biodiversity related actions in several national programmes. The new RIP for ENPI East also contains opportunities to address environment protection and natural resources, including biodiversity protection. Some of the ENPI partners have also used the TAIEX instrument with a view to enhancing capacity to address biodiversity related issues, through expert missions, workshops or seminars and study visits.

Under IPA component I (national and multibeneficiary) it is possible that the beneficiary countries receive assistance related to biodiversity nature protection. Under assistance programmes 2007 – 2009 there were three projects launched related to these topics: Serbia 2007 – strengthening administrative capacities to protect natural resources; FYROM 2009; Strengthening of administrative capacity in the area of water management and nature protection; and Croatia 2009 Capacity building for preparation of management plans and strengthening of nature protection inspection for proposed Natura 2000 sites. The Regional Environmental Network for Accession (IPA multi-beneficiary project 2009) will have a working group on cross border cooperation which will be focusing on nature protection issues in the transboundary context.

As a conclusion, Funds allocated to biodiversity remained at the same level in real terms within the Thematic Instrument. On Geographical instruments (EDF, DCI, ENPI), trends show so far a stability in real terms, with regional variation as a slight increase is expected in Africa and Latin America, and a decrease in Asia.

Adequate funds earmarked for biodiversity in Member States projects and programmes in developing countries including through a substantial 4th GEF replenishment. (A. 7.1.2 and 7.1.4)

[Action: A .7.1.3 Enhance MS funds earmarked for biodiversity in MS bilateral development cooperation programmes in support of implementation of the CBD, Millennium Development Goals and other programmes relevant for biodiversity in developing countries. MS Action: Check and ensure that resources are available to implement the recommendations in the

R/CEP through biodiversity projects or mainstreaming biodiversity concerns in other relevant projects.]

[**Action: A.7.1.4** Enhance the overall contribution of EU MS for biodiversity through a substantial 4th replenishment of the GEF based on the agreed policy priorities. **MS Action:** Continue to press in GEF replenishment negotiations and through bilateral contracts for a substantial replenishment based on the agreed policy priorities.]

The replenishment of the 5th Global Environment Facility has been concluded¹². If all allocations had received the same priority as in GEF 4 they would all have increased by 34%.

Biodiversity USD 1.2 billion (28% increase) including

- USD 130 million for sustainable forest management REDD+
- USD 700 million for protected areas
- USD 250 million for sustainable land use of productive land and seascapes
- USD 40 million for biosafety capacity building
- USD 40 million for ABS capacity building
- USD 25 million for marine protected areas in areas beyond national jurisdiction (to be used in a joint programme with international waters money)
- \$15 million for enabling activities and regional actions to supplement national allocations.

IPBES is mentioned as a candidate for support.

On a global scale, a significant funding stream for biodiversity is provided through overseas development assistance. The EU and its Member States are major donors in the fields of biodiversity. However, very few Member States have dedicated funds allowing a specific earmarking for biodiversity. Exceptions include, for example, the UK's Darwin Initiative, or Sweden's international programme for biodiversity, the Swedish International Biodiversity Programme SwedBio. Details on Member States' external assistance for biodiversity are provided in Supporting Measure 1.

Member States are also important donors to the Global Environment Facility and provided substantial contributions to the third and fourth GEF replenishment (for details see Supporting Measure 1).

Enhanced earmarked and mainstreamed development assistance funds available for biodiversity in overseas countries and territories

[**Action: A.7.1.6** Enhance economic and development assistance funds available for biodiversity-related actions in the MS' Overseas Countries and Territories. **MS Action:** Check and ensure that biodiversity is addressed through specific programmes and projects or through integration in other sectors covered by economic development assistance]

¹² see <http://www.thegef.org/gef/node/3010>

Twenty-one Overseas Countries and Territories (OCTs) depend constitutionally on four of the European Union Member States: Denmark, France, the Netherlands, and the United Kingdom. As a result, these Member States were requested to provide economic and development assistance funds available for biodiversity-related actions in the Member States' Overseas Countries and Territories. All four countries except the Netherlands provided information on annual spending on biodiversity-related bilateral aid for Overseas Countries and Territories (OCTs) as well as on financing programmes supporting the conservation of biodiversity in OCTs. Denmark provided funding for biodiversity to Greenland through the ad hoc fund DANCEA to biodiversity projects in the country, on a case-by-case basis. EUR 6 million, EUR 4 million, EUR 8 million, EUR 11 million, and EUR 15 million were provided in 2005, 2006, 2007, 2008 and 2009 respectively.

France implements specific financing programmes aimed at supporting the conservation of biodiversity in OCT, including the *Initiative Française sur les Récifs Coralliens* (IFRECOR), the French initiative in relation with the International Coral Reef Initiative (ICRI), and a programme of actions for the protection and sustainable management for coral reefs and associated ecosystems. The annual spending on biodiversity-related bilateral aid for French overseas territories amounted, for the years 2006-2008, to between EUR0.358 and 0.571 million per year.

As regards the UK, substantial funding for overseas territories is provided through the Darwin Initiative. The Darwin Initiative aims to use UK-based expertise together with in-country experts in developing countries and Overseas Territories to achieve biodiversity objectives. In 2009/10, it included a dedicated funding stream – the Challenge Fund – for exclusive use by UK OTs, amounting to up to EUR 280 000. Darwin has contributed an increasing amount year on year, which in 2009-10 amounted to at least an earmarked figure of EUR 1.7 million towards Overseas Territories biodiversity. In addition, the UK Foreign and Commonwealth Office (FCO) and Department for International Development Department (DFID) co-fund a EUR 1.1 million per annum Overseas Territories Environment Programme (OTEP), which provides between half a million and one million Euros per annum towards OT projects with a biodiversity focus. It is, however, difficult to quantify exactly the annual level of funding by the UK towards biodiversity in the Overseas Territories (OTs) as such statistics are not collected centrally.

As regards the EU, the programming for OCTs is under way. A Country Environmental Profile has been prepared which identified the importance of biodiversity in these countries and territories.

The Commission launched a drafting exercise together with the related Member States (UK, FR, DK and NL) in view of preparing a proposal for the set-up of a "Natura-2000 like" network of protected areas in OCTs, known as 'BEST' initiative. The draft is currently under consultation in the Commission after a first set of comments from Member States and OCTs

Target 7.2 EU 'mainstream' external development assistance delivering enhanced biodiversity and related livelihoods benefits, and negative impacts on biodiversity prevented or minimised, from 2006 onwards.

Mainstream biodiversity into bilateral development cooperation programmes through the preparation and implementation of Country and Regional Environmental Profiles

Significant progress in mainstreaming environment and biodiversity concerns in EC development cooperation strategies has been made over the last few years, however there is a need to make further progress particularly to ensure that commitments and recommendations are coherently translated into action. **Environmental Profiles** have been established for most countries (CEP) and regions (REP) covered under EC external cooperation, as a way to inform the elaboration of response strategies having due regard of the environmental dimension along side with political and socio-economic considerations. This is a clear progress with respect to the previous EC programming exercise where only a few country strategies relied on environmental profiles to underpin the country analysis. In preparing CEPs and REPs systematic attention has been directed to the critical links between environmental degradation and development efforts, as well as the commitments and needs stemming from participation of individual partner countries to key multilateral environmental agreements - among which the CBD.

Findings and recommendations formulated therein have been taken further in the country analysis and response strategies, leading in most cases to general references to the need to support sustainable use of natural resources (in energy water and agriculture), protect biodiversity and carry out environmental assessments (EIA/SEA) in relation to sensitive cooperation sectors, however, this has not frequently led to earmarking financial provisions for environmental mainstreaming purposes in National/Regional Indicative Programmes. Additional efforts are therefore required to ensure a more coherent and systematic uptake of environmental considerations within individual country/regional strategies and programming documents.

The EC has also developed comprehensive "Guidelines on the integration of Environment and Climate Change in Development Cooperation" which provide a reference framework and tools to promote systematic consideration of environmental concerns in the planning and delivery of co-operation programmes and projects, from multi-annual programming to implementation. The guidelines are accompanied by a training programme for EU staff as well as for interested practitioners of beneficiary governments¹³.

However the allocation of funds to biodiversity in Country Strategy Papers is still hampered by several obstacles. For instance, partner countries have to allocate most of the available funding to a maximum of 2 focal sectors: environment is very seldom selected as one of these sectors. Furthermore, the ownership principle, whereby partner countries decide on their priorities, as well as the weakness of environment ministries result in environment being often low on the national development agenda.

¹³ http://ec.europa.eu/europeaid/infopoint/publications/europeaid/172a_en.htm

Prevent negative impacts from cooperation projects on biodiversity through ex-ante SEAs and EIAs (A. 7.2.2)

[**Action: A 7.2.2** Systematically carry out ex-ante strategic environmental assessment (SEA) of relevant strategies and programmes and environmental impact assessment (EIA) of relevant projects funded by EU in partner countries and ensure actions are identified and implemented to prevent and mitigate negative impacts on biodiversity in a timely manner. **MS Action:** Check and ensure that SEAs and EIAs are systematically carried out on relevant development strategies, programmes and projects.]

[**Action: A 7.2.5** Ensure that projects financed by EU economic and development assistance do not cause significant negative impacts on biodiversity in the MS Overseas Countries and Territories. **MS Action:** Check and ensure that SEAs and/or EIAs are systematically carried out on development strategies, programmes and projects.]

According to the OECD DAC, a growing number of countries have legislation or regulations that prescribe the application of strategic environmental assessment (SEA), and many more are introducing it as one of their policy tools. Also many development co-operation agencies and their partners are making good progress in applying SEA¹⁴.

Although many National Indicative Programs (NIPs) referred to SEAs and committed to undertake them if deemed necessary, the current state shows that only a limited number of SEAs have been carried out so far. These SEAs have mainly been implemented in countries receiving funds under the Accompanying Measures for Sugar protocol (AMSP) to ensure that the restructuring of the sugar sector is consistent with the environmental criteria, or in countries receiving sector-wide support in sensitive areas such as transports. OCTs have organised an SEA workshop, which led to very interesting discussions and exchanges of good practices. The complexity and high cost of SEAs is however clearly a challenge for the limited resources and capacities of most of the OCTs.

According to information from Member States, some have mandatory ex-ante strategic environmental assessment (SEA) of relevant development strategies and programmes and environmental impact assessment (EIA) of relevant projects. Relevant projects are here defined as equivalent to projects that require SEA and EIA according to the Environmental Impact Assessment Directive¹⁵ and Strategic Environmental Assessment Directive¹⁶.

For the UK and Danish Overseas Countries and Territories, ex-ante strategic environmental assessment (SEA) of relevant strategies and programmes and environmental impact assessment (EIA) of relevant projects is mandatory. For example, St Helena, a part of the British Overseas Territory of Saint Helena, Ascension and Tristan da Cunha, has done an EIA for a Wharf Improvement Project, which is funded by the European Development Fund (EDF). France and Netherlands did not provide information on this action.

A review of environmental assessment regimes of bilateral and multilateral development agencies by the Canadian International Development Agency (CIDA), on behalf of the DAC

¹⁴ OECD, DAC High Level Meeting 21 May 3008, Policy Statement on Strategic Environmental Assessment, <http://www.oecd.org/dataoecd/32/55/40909638.pdf>.

¹⁵ 85/337/EEC as amended by Directive 97/11/EC and Directive 2003/35/EC

¹⁶ 2001/42/EC

Working Party on Environmental and Development Assistance¹⁷, found that all the development agencies of the EU Member States that were analysed (EU-15 countries with the exception of Luxembourg, Spain, Portugal, and Greece) consider environmental assessment in their procedures to a certain extent. However, their application methods and stringency differ from country to country. Some have already implemented structured and stringent processes; others only provide guidance documents and recommendations. It remains unclear how systematically environmental impact assessment (EIA) for development projects funded by Member States is carried out, and to what extent it prevents and mitigates negative impacts on biodiversity.

OBJECTIVE 8. TO SUBSTANTIALLY REDUCE THE IMPACT OF INTERNATIONAL TRADE ON GLOBAL BIODIVERSITY AND ECOSYSTEM SERVICES.

A. Context

The “Ecological Footprint of EU countries”, which directly measures the extent to which Europe’s resource use can be replicated globally, is increasing while the EU’s biocapacity has decreased. The resulting ecological deficit means that biological resource use and waste emission is about 2.5 times greater than the biological capacity available within Europe, showing that Europe cannot sustainably meet its consumption demands from within its own borders. On top of improving international governance (objective 6) and enhancing development cooperation (objective 7), it is important to enhance mutual supportiveness of trade and biodiversity measures. The EU has promoted the integration of the environmental dimension into international trade (for instance through its work on trade related sustainability impact assessments) and in global efforts to curb unsustainable production and consumption patterns — but, with few concrete results for biodiversity to date. Some progress has been achieved on wildlife trade through active engagement in the Convention on International Trade in Endangered Species (CITES). More Substantial progress has been made in promoting forest law enforcement, governance and trade (FLEGT).

B. Progress assessment

Target 8.1 Impact on biodiversity of EU trade significantly reduced by 2010 [and again by 2013]

Enhancing co-benefits between biodiversity, trade agreements, WTO and Fisheries Partnership Agreements (A.8.1.1, 8.1.2 and 8.1.7)

[Action 8.1.1: Identify major impacts of trade on third countries’ and EU biodiversity and adopt measures to significantly reduce (in case of negative impacts) and/or enhance (in case of positive impacts) these impacts [by 2010].]

¹⁷ Canadian International Development Agency,
<http://www.acdi-cida.gc.ca/CIDAWEB/acdicida.nsf/En/REN-218131217-PEH>.

[Action 8.1.2: Foster links between the WTO agreements and biodiversity-related international agreements, and ensure biodiversity taken into account as a Non-Trade Concern, in order to identify and *put in place key measures to reduce the ecological impact of globalisation* in line with the precautionary principle and with the commitment made in the context of the WTO's Doha Development Agenda to promote the objective of sustainable development (paragraph 6 of the Doha Declaration) and to enhance the mutual supportiveness of trade and environment (paragraph 31) [2006 onwards].

[Action 8.1.7: Ensure *Fisheries Partnership Agreements* compatible with maintenance and recovery of stocks at levels that can produce maximum sustainable yield, and with minimising impact on non-target species and habitats [2006 onwards].]

As part of its trade-related Sustainability Impact Assessment (SIA) Programme, the Commission is in the process of conducting SIAs for all its planned regional and bilateral free trade and partnership agreements, be they in Asia, Africa or Latin-America.

The EU is promoting in the negotiations of the WTO's Doha Development Agenda the objective of sustainable development (paragraphs 6 and 51 of the Doha Declaration) and enhancing the mutual supportiveness of trade and environment (notably paragraphs 28 and 31). However, little progress has so far been achieved in WTO's Committee on Trade and Environment.

Promoting implementation of the Bonn Guidelines on Access and Benefit Sharing (ABS), the negotiations of an international ABS regime and the prior informed consent when commercially using traditional knowledge (A. 8.1.3 and 8.1.9)

[**ACTION:** A8.1.3: Promote *full implementation of the CBD Bonn Guidelines* on Access to Genetic Resources and Fair and Equitable Sharing of Benefits (ABS) arising out of their Utilisation, and other agreements relating to ABS such as the FAO International Treaty on Plant Genetic Resources for Food and Agriculture – and continue to contribute to negotiation of an international regime on ABS according to the mandate adopted at the 7th Conference of the Parties of the CBD [2006 onwards]. **MS action:** Ensure effective implementation of the Bonn guidelines at national level, in particular by enhancing awareness of stakeholders. Effectively participate in and contribute to EU preparations for international ABS negotiations. Effectively contribute to ongoing negotiations of the Standard Material Transfer Agreement under the International Treaty on Plant Genetic Resources for Food and Agriculture.]

[Action 8.1.9: Apply principle of *prior informed consent* when commercially using traditional knowledge relating to biodiversity and encourage the *equitable sharing of benefits* arising from the use of such knowledge [2006 onwards].]

The Commission and many Member States engaged specific efforts to raise the awareness of – and promote implementation of the Bonn Guidelines. The EU contributed to successful adoption of the standard Material Transfer Agreement (MTA) under the FAO International Treaty in June 2006.

The EU has been a major player and contributor to the negotiations of an International Regime on Access and Benefit Sharing (ABS) under the CBD. Final text-based negotiations on the international ABS regime started in April 2009. The EU is fully engaged in this process and committed to finalise the international regime in time for its consideration and adoption

by CBD COP10 in October 2010. The Council in October 2009 conferred a negotiating mandate upon the Commission to formally represent the EU in the eighth and ninth meeting of the ABS Working Group (11/2009; 03/2010). The EU has submitted proposals for ABS compliance measures of legally binding nature. It also continues to argue that the international regime must build on the Bonn Guidelines. The Commission seeks to ensure consistency in EU positions in negotiations on ABS matters across international fora (CBD, WHO, FAO, UNGA/ UNCLOS, WIPO IGC, WTO/ TRIPS).

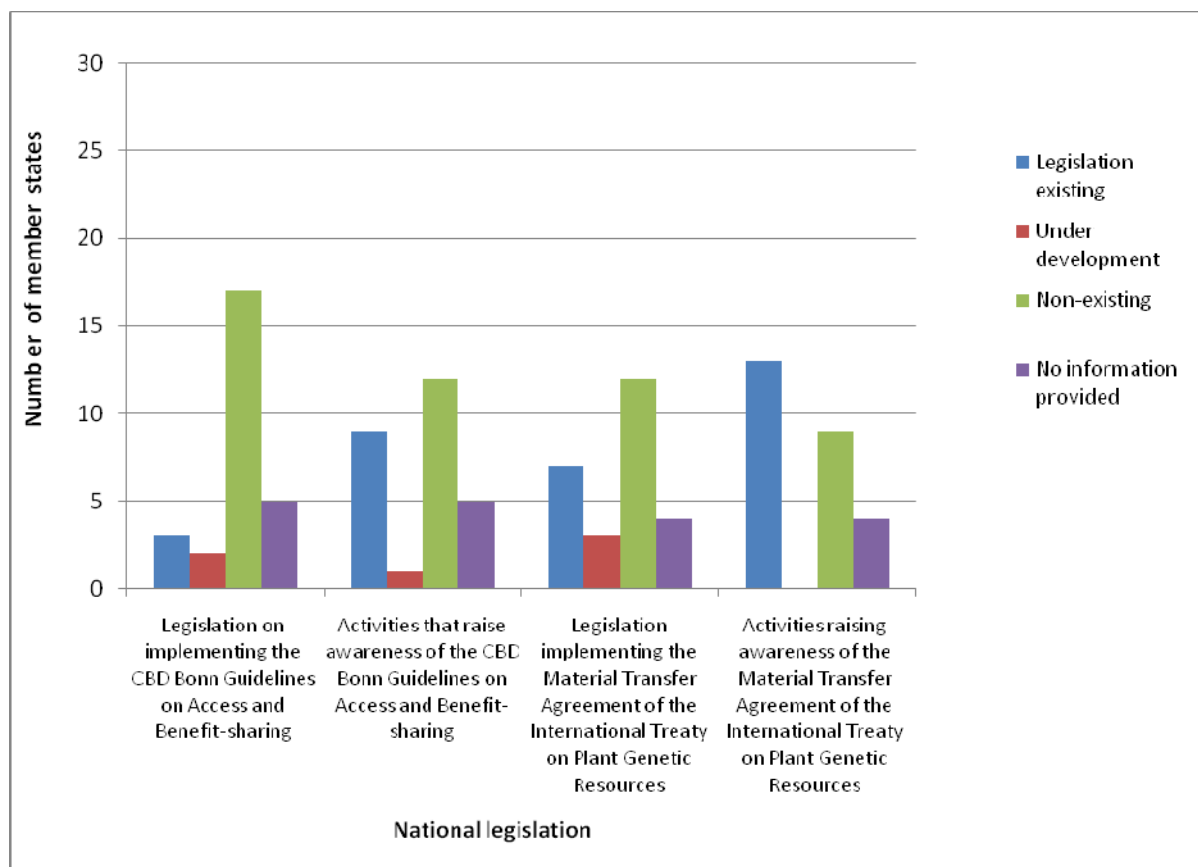
Altogether eight Member States (Austria, the Czech Republic, Denmark, Finland, France, Germany, Spain and Sweden) provided funds for the CBD Access and Benefit-sharing Working Group between 2006 and 2009, with an increasing total amount, except for the slight decrease in 2007 (obj. 8 table 1).

Obj. 8 table 1: Financial contribution to the CBD Access and Benefit-sharing Working Group between 2006 and 2009

Year	Total amount provided by EU Member States (EUR)	EU Member State contributors with their respective share (EUR)
2006	203,867	Spain (203,847)
2007	110,971	Denmark (28,000), Spain (50,000) and France (32,971)
2008	340,476	Austria (40,000), Czech Republic (10,000), Germany (51,000), Spain (59,186) and Sweden (180,190)
2009	897,949	Germany (150,000), Denmark (61,747), Spain (676, 202) and Finland (10,000)

Three Member States (Estonia, Spain and Slovenia) have national legislation implementing the CBD Bonn Guidelines on Access and Benefit-sharing, two Member States (Denmark and France) have legislation under development and there is no such national legislation in 17 Member States (five Member States did not provide information on this) (see obj. 8 figure 1). Furthermore, nine Member States (Austria, Germany, Denmark, Spain, Hungary, Italy, Portugal, Sweden and the United Kingdom) are implementing national activities to raise awareness of the CBD Bonn Guidelines on Access and Benefit-sharing, activities are under development in one Member State (France) and 12 Member States indicated that these activities do not exist (see obj. 8 figure 1).

All Member States except Slovakia are Parties to the International Treaty on Plant Genetic Resources. Seven Member States (Austria, Cyprus, the Czech Republic, Estonia, Italy, Luxembourg and Slovenia) have national legislation implementing the Material Transfer Agreement of the International Treaty on Plant Genetic Resources, three (France, Hungary and Sweden) have legislation under development and there is no national legislation in 12 Member States (see obj. 8 figure 1). Four Member States (Bulgaria, Greece, Finland and Romania) did not provide information on this. Additionally, 13 Member States are implementing national activities to raise awareness of the Material Transfer Agreement of the International Treaty on Plant Genetic Resources while such activities are non-existent in nine Member States. Four Member States (Bulgaria, Greece, Finland and Romania) did not provide information on this (see obj. 8 figure 1).



Obj. 8 figure 1: Number of Member States that have national legislation implementing the Bonn Guidelines, national legislation implementing the Material Transfer Agreement of the International Treaty on Plant Genetic Resources, national activities raising awareness of the Bonn Guidelines, and national activities raising awareness of the Material Transfer Agreement (source: Country Profiles).

The European Commission and several Member States are raising awareness of Article 8j of the CBD and relevant parts of the Bonn Guidelines, and some Member States with indigenous communities (e.g. Sweden and Finland) undertook major regulatory and other measures protecting traditional knowledge of the indigenous and local communities. Traditional knowledge is recognised as part of biodiversity related research. The EC and the Member States provided financial support to enable representatives of indigenous groups to participate as observers in the meetings of the Convention on Biological Diversity including the international ABS negotiations. The EC and Member States also push for advancing work on the protection of traditional knowledge in the World Intellectual Property Organization (WIPO) and for recognition of the UN Declaration on the Rights of Indigenous People in relevant fora. The EC and Member States in September 2009 supported the adoption by the WIPO General Assembly of a mandate to undertake text-based negotiations in WIPO on a legal instrument (or instruments) to effectively protect genetic resources, traditional knowledge and traditional cultural expresses. In the ongoing negotiations of the international ABS regime, the EU defends the view that the prior informed consent of indigenous and local communities must be obtained whenever traditional knowledge associated with genetic resources is accessed.

Support the implementation of the Convention on International Trade in endangered Species (CITES) (A. 8.1.4 and 8.1.8)

[**ACTION:** Support capacity-building and implementation of CITES provisions to ensure that *trade in CITES species is effectively regulated and controlled* and not detrimental to the conservation of the species in range states [2006 onwards]. **MS action:** Ensure that EC CITES Regulations are adequately implemented and enforced including the imposition of adequate sanctions for infringements of the Regulations. Support of CITES programmes and programmes in range states to ensure effective implementation of CITES to trade in species on sustainable levels.]

The EU plays a leading role within the Convention on International Trade in Endangered Species (CITES), notably the Conference of Parties held in March 2010. However, it was not very successful in particular in relation to the conservation of marine species.

The Commission is the main donor for the implementation of CITES, through funds granted to implement decisions adopted by the CITES CoP (EUR 0.5 million), to improve capacity building in developing countries (EUR 1 million), for the monitoring of illegal killing of elephants and for the partnership between CITES and the International Tropical Timber Organisation (ITTO). A Study on Effectiveness of EU regulations has been finalised and a stakeholder meeting has been organised as well as Member States experts to discuss the findings. Two ENRTP projects are related to the implementation of CITES, namely 'Strengthening the CITES implementation capacity of developing countries to ensure sustainable wildlife management and non-detrimental trade'; and 'Country focused project (2nd phase) to strengthen the CITES implementation capacity of developing countries to ensure sustainable wildlife management and non-detrimental trade', with a total value of EUR 2.5 million.

The EU monitors closely the implementation by range States of the listing under CITES of timber and tree species. This includes regular exchange of information with those States and can lead to temporary suspension of trade, like was the case for Afrosia from Democratic Republic of Congo until December 2009.

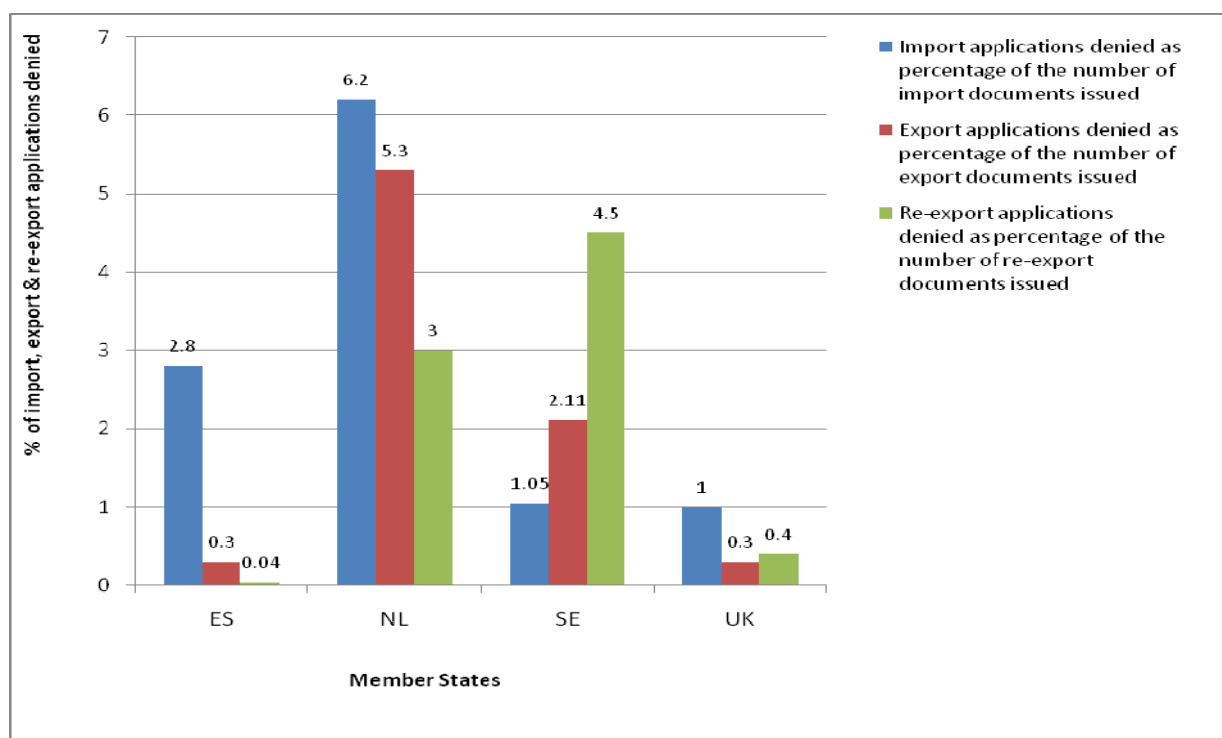
According to the figures available from the CITES biennial reports (obj. 8 table 2), a total of 125,538 import documents were issued by the Member States during 2007-2008. This represents an increase of 18,784 from 106,754 import documents were issued from 2003 to 2006 for the Member States. As expected, the large EU Member States accounted for most of the documents issued (e.g. France, UK, Italy, Germany, in that order, together issued a total of 97,462 import documents, a share of 77.6% of the EU Member States' total; also Italy, France, Germany and the UK, in that order, together issued a total of 195,847 re-export document, which is 93.2% of the EU Member States' total). These figures demonstrate on one hand the importance of the large Member States for wildlife trade but also that the regulation of wildlife trade through CITES by these states is taken very seriously. The number of import applications that were denied and reported during that period is 785. This represents an increase from 724 import applications that were denied and reported during the period 2003-2007. The number of export documents issued in 2007 and 2008 was 13,835 and a total of 74 export applications were denied. During the same period, the number of re-export documents issued was 210,053 and the number of re-export applications denied was 102.

Obj. 8 table 2: Import, export and re-export documents and applications issued and denied during 2007 – 2008 (no figure means no information available) (source: Biennial reports to CITES)

Member State	Number of import documents issued	Number of import applications denied	Import applications denied as percentage (%) of the number of import documents issued	Number of export documents issued	Number of export applications denied	Export applications denied as percentage (%) of the number of export documents issued	Number of re-export documents issued	Number of re-export applications denied	Re-export applications denied as percentage (%) of the number of re-export documents issued
AT	4,312	0	0	282	0	0	7,092	0	0
BE	2,042	6	0.3	1,147	0	0	430	0	0
BG	292	2	0.7	32			5		
CY	4	0	0	44	0	0	0	0	0
CZ	971			315			24		
DE	13,653			2,328			19,796		
DK	1,993	0	0	426	0	0	415	0	0
EE	122	0	0	12	0	0	8	0	0
EL	1,123	0	0	4	0	0	32	0	0
ES	6,921	196	2.8	1,211	4	0.3	4,476	2	0.04
FI	236	0	0	11	0		45	0	0
FR	37,855			1,944			64,007		
HU	441	0	0	40	0	0	22	0	0
IE	23	0	0	7	0	0	0	0	0
IT	14,889	0	0	324	0	0	96,118	0	0
LT	175	15	8.6	15	0	0	0	0	0
LU	146	0	0	2	0	0	13	0	0
LV	519	0	0	4	0	0	17	0	0
MT	122	0	0	36	0	0	1	0	0
NL	4,139	257	6.2	991	53	5.3	979	29	3
PL	757			42			20		
PT	2,377	0	0	119	0	0	519	0	0
RO	424	0	0	50	0	0	18	0	0
SE	666	7	1.05	237	5	2.11	22	1	4.5
SI	271	0	0	27	0	0	66	0	0
SK	0	0	0	27	0	0	2	0	0
UK	31,065	302	1	4,158	12	0.3	15,926	70	0.4
EU	125,538	785	EU avg: 0.8	13,835	74	EU avg: 0.3	210,053	102	EU avg: 0.3

Four Member States (Spain, the Netherlands, Sweden and the United Kingdom) provided information that allowed calculating the following: import applications denied as percentage of the number of import documents issued; export applications denied as percentage of the number of export documents issued and re-export applications denied as percentage of the number of re-export documents issued (obj. 8 figure 2).

These figures are generally very low indicating that trade applications usually respect the CITES trade rules.



Obj. 8 figure 2: Number of import, export and re-export applications denied as percentage of the number of documents issued per Member State (source: Country Profiles and the biennial reports to CITES).

According to the information available from the biennial reports to CITES, Member States reported a total of 283,874 seizures during the 2007-2008 reporting cycle, a total of 155,189 and 128,685 were reported during 2007 and 2008, respectively, representing a net decrease of seizures by 26,504 (obj. 8 tables 3 and 4) (this excludes France as the biennial report for 2007/08 was not available; note also that there is no figure for Spain for 2007 and no figures for 2008 for Finland, Ireland, Italy, Lithuania, Romania and Slovakia were available).

Obj. 8 table 3: Number of seizures for the 2007-2008 reporting cycle

Member State	Number of seizures in reporting period (2007)	Number of seizures in reporting period (2008)
Austria	6597	7178
Belgium	42	73
Bulgaria	1	3
Cyprus	1	0
Czech Republic	1057	1588
Denmark	61	79
Estonia	10	11
Finland	30	
Germany	132,188	115,772
Greece	23	0
Hungary	9071	956
Ireland	89	
Italy	284	
Latvia	2400	89

Lithuania	62	
Luxembourg	5	8
Malta	3	8
Netherlands	847	761
Poland	230	183
Portugal	234	225
Romania	5	
Slovakia	17	
Slovenia	19	22
Spain		724
Sweden	1553	574
United Kingdom	360	431
EU	155,189	128,685

Obj. 8 table 4: Net change in the number of seizures between reporting periods per Member State from a baseline of no net change (source: Country Profiles and the biennial reports to CITES).

Member State	Net change in the number of seizures for Member State (from 2007 to 2008)
Austria	581
Belgium	31
Bulgaria	2
Cyprus	-1
Czech Republic	531
Denmark	18
Estonia	1
Germany	16,416
Greece	-23
Hungary	-8115
Latvia	-2311
Luxembourg	3
Malta	5
Netherlands	-86
Poland	-47
Portugal	-9
Slovenia	3
Sweden	-979
United Kingdom	71

All Member States paid their annual financial contributions to the CITES Trust Fund, amounting to a total of USD 1,273,636 in the latest year for which figures were available (mostly 2008, in a few cases 2009 or 2010; see Supporting Measure 1 for details). Several Member States are involved in the development of CITES-related national capacity. Activities include oral or written advice/guidance and training to the Management Authority, Scientific Authority and the enforcement authorities and oral or written advice/guidance to traders and the public. In addition to the contributions to the CITES Trust Fund, which among others

support CITES implementation by developing countries, several Member States made direct financial contributions to developing countries for CITES implementation. Examples include financial assistance for the CITES-Trust Fund for the participation of other countries provided by Austria. Germany provided support to Tajikistan and Kazakhstan for sustainable natural resources utilisation and biodiversity conservation through a GTZ project, which is aimed specifically at CITES-protected ungulates.

Belgium provided support to Tanzania for CITES-related conservation projects. USD24,000 were by Belgium transferred to Argentina for the conservation of *Boa constrictor occidentalis*. Ireland did make a contribution towards the Seventh dialogue meeting of the African elephant range States in 2007. The Netherlands has provided technical or financial assistance to other countries in relation to CITES as follows: to Argentina (financial support for the preparation of a species proposal (*Bulnesia sarmientoi*) for the 15th meeting of the Conference of the Parties, Malaysia (financial support for a workshop on the conservation of tree species in Kuala Lumpur, 2007), Georgia (financial support for a survey of *Galanthus woronowii* in 2008) and Croatia (enforcement training and assistance for the Management Authority in terms of legislation, policy and Information and Communication Technology (ICT)). Contributions by Member State to the CITES Trust may help developing countries on CITES related issues (see objective 6 for more details).

Support the sustainable consumption, in particular of wood products (A. 8.1.4 and 8.1.5)

[**ACTION:** A8.1.4: Maximise the proportion of EU *consumption of wood products* deriving from sustainable sources [by 2010]. **MS action:** Ensure implementation of CITES provisions for listed timber species and support capacity building in range states. Review of other timber species with criteria for listing. Participate in Community-level analysis of options for further legislation to control imports of illegally harvested timber into the EU (as foreseen in FLEGT action plan). Encourage private and public sector procurement policies favouring wood products from sustainable sources.]

[Action A8.1.5: In the context of action 8.1.1, identify EU *non-wood imports driving deforestation* in third countries (particularly in the context of trade-related SIAs, notably on agricultural products) and adopt and implement measures to prevent, minimise and/or mitigate this deforestation [by 2010].]

The European Commission and Member States have engaged in a wide range of measures supporting the sustainable production and consumption. These range from specific public procurement measures to promoting forest certification. The recently adopted Europe 2020 Strategy identified the new paradigm towards sustainable growth by promoting a more resource efficient, greener and more competitive economy. Within the Europe 2020 the flagship "Resource Efficient Europe" introduces the need to establish a vision on the structural and technological changes required, so that Europe moves to a low carbon, resource efficient and climate resilient economy by 2050 allowing EU to achieve its emissions reduction and biodiversity targets.

At EU level, each Member State is encouraged by the European Commission (COM (2008) 400) to reach the target of 50% green public procurement (GPP) by 2010, where "green" means tendering procedures compliant with endorsed 10 common "core" GPP product criteria. Many of the identified priority GPP product groups are referring to the "sustainable and legal" timber / wood. Exchanges of best practice on procurement policies for wood have taken place in the Standing Forest Committee and in the Advisory Committee on Forestry and Forest-based Industries.

In its 2008 Communication on "Addressing the challenges of deforestation and forest

degradation to tackle climate change and biodiversity loss" (COM(2008)645) the Commission identified profitable alternative uses of land with a high market value, such as obtaining commodities as a potential driver of deforestation, and undertook to conduct a study on this issue.

Eight Member States (Austria, Estonia, Lithuania, the Netherlands, Romania, Slovenia, Sweden and the UK) provided information on the proportion of national consumption of wood products derived from sustainable sources between 2006 and 2009. Austria, Estonia, Lithuania, Romania, Slovenia and Sweden indicated that more than 90% wood products consumed at national level during this period are derived from sustainable sources. In the United Kingdom, the proportion of wood products consumed nationally and derived from sustainable sources increased from 67% in 2006 to 88% in 2009. While there is some certainty about the national wood production in terms of sustainability, the reporting Member States found it difficult to estimate the percentage of imported wood deriving from sustainable sources, beyond those wood products listed under CITES. Seven Member States (Austria, the Czech Republic, Estonia, Lithuania, Romania, Sweden and Slovenia) indicated they have implemented measures to maximise the proportion of EU consumption of wood products deriving from sustainable sources by 2010. Six Member States (Belgium, Germany, Denmark, France, the Netherlands and the UK) indicated that they have partially implemented these measures. However, one should take into account that there is no common EU or global definition on sustainable forest management or wood production, therefore the understanding and meaning of these figures may vary.

Combat illegal logging (A. 8.1.6)

[Action A8.1.5: In the context of action 8.1.1, identify EU *non-wood imports driving deforestation* in third countries (particularly in the context of trade-related SIAs, notably on agricultural products) and adopt and implement measures to prevent, minimise and/or mitigate this deforestation [by 2010]. **MS action:** Under the Commission's SIA Programme, individual Member States may play a role in identifying and implementing follow-up measures.]

[Action A8.1.6: Put in place bilateral agreements between EU and major timber exporting countries with aim to support *forest law enforcement, governance and trade (FLEGT)* [2006 onwards]. **MS action:** Support voluntary FLEGT Partnerships through development cooperation and technical assistance as well as through implementation of the FLEGT Regulation.

Significant progress has been made in implementing the European Union (EU) Action Plan for Forest Law Enforcement Governance and Trade (FLEGT) adopted in 2003. Though the ultimate goal of the Action Plan is to encourage sustainable management of forests, ensuring legality of forest operations is considered a vital first step. The Plan focuses on governance reforms and capacity building, to ensure timber exported to the EU comes only from legal sources. It includes ideas for action in areas such as public procurement and the private sector.

A key element of the Action Plan is a voluntary scheme to ensure that only legally harvested timber is imported into the EU from countries agreeing to take part in this scheme. The Council adopted a Regulation in December 2005, allowing for the control of the entry of timber to the EU from countries entering into bilateral FLEGT Voluntary Partnership Agreements (VPA) with the EU. Once agreed, the VPAs will include commitments and action from both parties to halt trade in illegal timber, notably with a license scheme to verify the legality of timber. The agreements will also promote better enforcement of forest law and promote an inclusive approach involving civil society and the private sector.

In accordance with the FLEGT Regulation a FLEGT Committee has been established. The Committee is comprised of Member States representatives and assists the Commission in the implementation of the FLEGT Regulation. Detailed rules for the implementation of the FLEGT Regulation within the EU are under discussion in the Committee.

The European Commission has been given a mandate from the Council of Ministers to conduct negotiations in view of concluding such FLEGT VPAs. While the European Commission is leading in these negotiations, several EU Member States play a key role in supporting the negotiations and the future implementation. The first FLEGT Voluntary Partnership Agreement was ratified with Ghana in November 2009. Negotiations on FLEGT VPA are ongoing with Malaysia, Indonesia, Liberia and Central African Republic. Agreements are being finalised with Cameroon and Congo Brazzaville. A new regulation on Due Diligence aiming at eliminating illegal timber in EU market is expected to be adopted by the end of the year.

POLICY AREA 3: Biodiversity and climate change

OBJECTIVE 9. TO SUPPORT BIODIVERSITY ADAPTATION TO CLIMATE CHANGE.

Headline target: Potential for damaging impacts, related to climate change, on EU biodiversity substantially reduced by 2013

A. Context

There is broad scientific and political consensus that we have entered a period of unavoidable and unprecedented climate change. Impacts on biodiversity in the EU are already measurable. Climate change has the potential, over a period of a few decades, to undermine our efforts for the conservation and sustainable use of biodiversity. Biodiversity and climate change are linked. Issues of biodiversity loss and climate change cannot be addressed effectively unless this link between people, biodiversity and climate is recognized. A failure to do so compromises the efficiency of measures in both fields. While this adds a layer of complexity, it also opens the way to synergies to encourage measures beneficial for both halting biodiversity loss and combating climate change.

Substantial cuts in global greenhouse gas emissions are required to mitigate the longer-term threat to biodiversity. We must honour our Kyoto commitments and more ambitious global emissions targets post-2012 are needed in order to limit the increase in global annual mean temperature to no more than 2°C above pre-industrial levels.

Conservation and sustainable use of biodiversity can help limit atmospheric greenhouse gas concentrations because forests, peat lands and other habitats store carbon. Healthy ecosystems are essential in any adaptation and mitigation strategy. Biodiversity and ecosystems play a dual role with regards to adaptation to climate change: 1) Adaptation measures are necessary to allow biodiversity and ecosystems to adapt. 2) Conservation and sustainable use of biodiversity contribute adaptation to climate change by enhancing the resilience of ecosystems. In addition, policies will also be needed to help biodiversity adapt to changing temperature and water regimes. This requires in particular securing coherence of the Natura 2000 network. Care must also be taken to

prevent, minimise and offset any potential damages to biodiversity arising from climate change adaptation and mitigation measures. Synergies between climate change mitigation and adaptation measures, and the conservation and sustainable use of biodiversity begin to be recognised and need to be maximised.

B. Progress assessment (Synthesis of EU-level actions)

Target 9.1 % reduction in greenhouse gas emissions achieved by 2010

Progress on Kyoto targets¹⁸

The EU BAP recognises the vital importance of helping to reduce the impacts of climate change by reducing greenhouse gas (GHG) emissions in accordance with the EU's agreed Kyoto target and burden sharing agreements with Member States. Even if progress with GHG emission reductions has been mixed over the recent years, significantly higher decreases are reported in 2008 compared to the period 2005-2006 (Objective 9 Table 1). The latest EEA inventory of GHG emissions by Member States indicates that as a whole EU-27 2008 emissions have decreased by 11.3% compared to 1990 (with a 2.0% decrease between 2007 and 2008). This is a better reduction than in the 7.7% decline during the period 2005-2006 reported in the previous 2008 BAP assessment¹⁹. Several states, especially new Member States (i.e. Bulgaria, Czech Republic, Estonia, Hungary, Latvia, Lithuania, Poland, Romania and Slovakia) have substantially reduced their emissions and are already well within their individual Kyoto targets. Besides, it must be noted that with this trend the EU-27 has already achieved more than half of its unilateral reduction target of 20% by 2020 through domestic emission reductions alone.

Progress in the EU-15, which has a collective Kyoto target of reducing emissions by 8%, has also continued its downward trend and has even picked up pace. Across the EU-15 as a whole, 2008 emissions were 6.9% below baseline levels (compared to only 2.7% in 2006) and these trends suggest that it is already below Kyoto base-year levels in 2008, not accounting for carbon sinks and the use of Kyoto flexible mechanisms.

Based on reporting on Action 9.1.1, many EU-15 Member States have reduced their GHG emissions between 2006 and 2008, as illustrated by Denmark (-10.90%) or Finland (-11.94%). As a consequence of this general reduction, six Member States (against 3 in 2006) are projected to meet their Kyoto targets with existing measures, namely Belgium, Germany, Finland, France, Sweden and the United Kingdom. However, some Member States have also seen substantial increases in emissions in the study period such as Estonia, Slovenia, Cyprus and Malta, whereas others including Austria, Greece, Ireland, Spain and Portugal are still above their 1990 baseline levels.

Objective 9 Table 1: Greenhouse gas emissions in CO₂-equivalents (excl. LULUCF) and Kyoto Protocol targets for 2008–2012.

¹⁸ Please note that data and text included in the individual Member State country profiles and summaries were based on the 2006-2008 emissions data and are therefore not consistent with this account updated with the 2010 analysis.

¹⁹ COM(2008)864 final

Source: EEA, Annual European Union greenhouse gas inventory 1990–2008 and inventory report 2010.

Member State	1990	Kyoto Protocol base year *)	2008	Change 2007–2008	Change 2007–2008	Change 1990–2008	Change base year 2008	Targets 2008–2012 under Kyoto Protocol and 'EU burden sharing'
	(million tonnes)	(million tonnes)	(million tonnes)	(million tonnes)	(%)	(%)	(%)	(%)
Austria	78.2	79.0	86.6	- 0.3	- 0.4 %	10.8 %	9.6 %	- 13.0 %
Belgium	143.4	145.7	133.3	3.0	2.3 %	- 7.1 %	- 8.6 %	- 7.5 %
Denmark	68.9	69.3	63.8	- 3.0	- 4.5 %	- 7.4 %	- 7.9 %	- 21.0 %
Finland	70.4	71.0	70.1	- 7.9	- 10.2 %	- 0.3 %	- 1.2 %	0.0 %
France	563.2	563.9	527.0	- 3.2	- 0.6 %	- 6.4 %	- 6.5 %	0.0 %
Germany	1231.8	1232.4	958.1	0.7	0.1 %	- 22.2 %	- 22.3 %	- 21.0 %
Greece	103.3	107.0	126.9	- 5.0	- 3.8 %	22.8 %	18.6 %	25.0 %
Ireland	54.8	55.6	67.4	- 0.2	- 0.3 %	23.0 %	21.3 %	13.0 %
Italy	517.0	516.9	541.5	- 11.1	- 2.0 %	4.7 %	4.8 %	- 6.5 %
Luxembourg	13.1	13.2	12.5	- 0.30	- 2.3 %	- 4.8 %	- 5.1 %	- 28.0 %
Netherlands	212.0	213.0	206.9	0.0	0.0 %	- 2.4 %	- 2.9 %	- 6.0 %
Portugal	59.3	60.1	78.4	- 1.5	- 1.9 %	32.2 %	30.3 %	27.0 %
Spain	285.1	289.8	405.7	- 32.9	- 7.5 %	42.3 %	40.0 %	15.0 %
Sweden	72.4	72.2	64.0	- 2.2	- 3.3 %	- 11.7 %	- 11.3 %	4.0 %
United Kingdom	771.7	776.3	628.2	- 11.8	- 1.8 %	- 18.6 %	- 19.1 %	- 12.5 %
EU-15	4 244.7	4 265.5	3 970.5	- 75.7	- 1.9 %	- 6.5 %	- 6.9 %	- 8.0 %
Bulgaria	117.4	132.6	73.5	- 2.4	- 3.2 %	- 37.4 %	- 44.6 %	- 8.0 %
Cyprus	5.3	Not applicable	10.2	0.4	3.7 %	93.9 %	Not applicable	Not applicable
Czech Republic	195.2	194.2	141.4	- 6.1	- 4.1 %	- 27.5 %	- 27.2 %	- 8.0 %
Estonia	40.8	42.6	20.3	- 1.8	- 8.2 %	- 50.4 %	- 52.5 %	- 8.0 %
Hungary	97.4	115.4	73.1	- 2.6	- 3.4 %	- 24.9 %	- 36.6 %	- 6.0 %
Latvia	26.8	25.9	11.9	- 0.4	- 3.1 %	- 55.6 %	- 54.1 %	- 8.0 %
Lithuania	49.7	49.4	24.3	- 1.1	- 4.5 %	- 51.1 %	- 50.8 %	- 8.0 %
Malta	2.0	Not applicable	3.0	- 0.05	- 1.8 %	44.2 %	Not applicable	Not applicable
Poland	453.3	563.4	395.6	- 4.3	- 1.1 %	- 12.7 %	- 29.8 %	- 6.0 %
Romania	242.1	278.2	145.9	- 6.7	- 4.4 %	- 39.7 %	- 47.6 %	- 8.0 %
Slovakia	73.9	72.1	48.8	1.1	2.3 %	- 33.9 %	- 32.2 %	- 8.0 %
Slovenia	18.5	20.4	21.3	0.7	3.5 %	15.2 %	4.6 %	- 8.0 %
EU-27	5 567.0	Not applicable	4 939.7	- 99.0	- 2.0 %	- 11.3 %	Not applicable	Not applicable

Note: *) As Cyprus, Malta and the EU-27 as a single entity do not have targets under the Kyoto Protocol, they do not have applicable Kyoto Protocol base years.

Target 9.2 Global annual mean surface temperature increase limited to not more than 2°C above pre-industrial levels

Action to meet the target of limiting global climate change to 2°C is a top EU political priority. Current projections indicate that the Community will reach its Kyoto target of reducing its greenhouse gas (GHG) emissions by 8% by 2012 compared to base year levels if Member States put in place and implement as soon as possible their additional policies and measures. As part of comprehensive package of measures to establish a new climate and energy policy for EU the Commission has put forward legislative proposals for achieving at

least 20% emission reduction in the EU by 2020 compared to 1990 levels. This target will be extended to 30% if there is an international agreement²⁰.

A Commission Communication on deforestation²¹ proposes that, within the framework of the UN Framework Convention on Climate Change negotiations on the future climate regime, the EU calls for halting global forest cover loss by 2030 at the latest and reducing gross tropical deforestation by at least 50% by 2020 from current levels. This objective would provide major climate change and biodiversity benefits by 2020.

Target 9.3 Climate change adaptation or mitigation measure from 2006 onwards delivering biodiversity benefits, and any negative impacts on biodiversity prevented or minimised, from 2006 onwards.

Measures to reduce climate change mitigation impacts on biodiversity – EU Task Force, White Paper

The 2009 White Paper on adaptation to climate change²² emphasises the importance of maintaining and restoring ecosystem integrity and the development of a "green infrastructure"²³, an interconnected network of natural areas, including some human made, agricultural land, wetlands, forests, marine areas and it provides impetus for follow up debate on policy responses. It recognises the important role played by ecosystems and notes that "a comprehensive and integrated approach towards the maintenance and enhancement of ecosystems and the goods and services they provide is needed". This should help ensure vital ecosystem services such as the regulation of storm water, temperatures, flooding risk, water, air and ecosystem quality. There is a need to care to ensure that adaptation and mitigation measures are not detrimental to biodiversity. Rendering ecosystems, social and economic systems more resistant will only be possible by working with nature, technology and individuals. This means relying on a combination of three assets: human capital green infrastructure and grey infrastructure.

Renewables

Action A9.3.2 is aiming at assessing Members States progress toward achieving ecological sustainability of biomass production, focusing on whether EU Biomass Action Plan takes due account in assessments of impacts on biodiversity. Only eight Members States have adopted a separate Action Plan on biomass and only three (Spain, France and Latvia) implemented a National Renewable Action Plan (NREAP) (see Objective 9 Table 2). In the meantime the majority of Members States (15) are currently developing these strategies under the provisions of EU Directive 2009/28/CE on promotion of the use of energy from renewable sources, with particular focus on developing sustainability criteria for biofuels and bioliquids. Another target of the BAP was to address the impacts of biomass production for cooling, heating and electricity on biodiversity and again only few Members States currently adopted requirements on this issue (Germany, France, Latvia, Sweden and United Kingdom). These

²⁰ COM(2007) 2 final.

²¹ COM(2008) 645.

²² COM (2009) 0147 final

²³ http://ec.europa.eu/environment/nature/ecosystems/index_en.htm

mainly consisting on carrying out environmental impact assessments to ensure the use of biomass should not lead to degradation of natural or semi natural ecosystems.

Objective 9 Table 2: The development of National Renewable Action Plan (NREAP) and/or Action Plans on biomass takes due account on biodiversity

Source: Country Profiles.

Member State	Action Plan on Biomass	NREAP	sustainability criteria for biofuels and bioliquids	impact of biomass production on biodiversity
Austria	P	P	-	P
Belgium	Y	P	Roundtables	N
Bulgaria	-	-	-	-
Cyprus	Y	P	-	-
Czech R.	Y	N	Others	N
Denmark	N	P	National certification	N
Estonia	Y	-	-	-
Finland	-	-	-	-
France	Y	Y	P	Y
Germany	Y	P	National certification	P
Greece	-	-	-	-
Hungary	-	P	Roundtables	N
Ireland	-	-	-	-
Italy	P	P	P	N
Latvia	Y	Y	-	Y
Lithuania	-	-	-	-
Luxembourg	P	P	Roundtables	N
Malta	N	P	-	N
Netherlands	-	-	-	-
Poland	N	P	P	N
Portugal	N	P	N	N
Romania	-	-	-	-
Slovakia	-	-	-	-
Slovenia	P	P	Roundtables	N
Spain	-	Y	P	N
Sweden	N	P	N	Y
United Kingdom	Y	P	National certification	Y

Notes: Y = implemented, N = not implemented, P = in progress, - = no details/not applicable,

Research

Research is being undertaken in most Member States on the existing and likely impacts of climate change on biodiversity and ecosystems. Several national and international research programmes have developed model-based projections of impacts on various taxa groups (e.g. birds). However, there is no indication that any country has yet produced a comprehensive climate change risk assessment for habitats and species of Community interest. A Commission study contract investigates biodiversity and climate change in relation to the Natura 2000 network. Other projects funded under the Community RTD programmes and INTERREG IIIB aim to provide a better understanding of the large scale environmental risks to biodiversity from climate change. For more on research see Objective 10.

Adaptation strategies on national and regional level

The degree to which Member States' climate change adaptation strategies include biodiversity considerations is tackled by Action A.9.4.1 which is undeniably still unclear. Indeed, not a single Member State clearly stated that it has developed a separate biodiversity adaptation strategy to climate change in the EU. However, six Members States (Hungary, Germany,

Ireland, France, Spain, and United Kingdom) have adopted national strategies to support biodiversity adaptation to climate change, and are developing comprehensive programmes of priority actions. These Biodiversity Strategies are very often ‘components’, part of national climate change adaptation strategies that comprise specific actions aiming at conserving natural habitats, flora and fauna and enhancing the inherent adaptation capacity of biodiversity and ecosystem services. For example, the UK Biodiversity Partnership has produced guidance on building the capacity for biodiversity climate change adaptation (*Conserving biodiversity in a changing climate*, DEFRA 2007).

Several Members States (Austria, Belgium, Czech Republic, Estonia, Italy, Portugal, Slovenia) are just paving the way for National Adaptation Strategies that include biodiversity, and some of them are in the process of designing action plans by the end of 2010 or 2011. Furthermore, the importance of strengthening biodiversity adaptation to climate change is very often acknowledged on the regional level as well, such as in Belgium, the Netherlands, Germany or Italy, with provincial/regional strategies and plans that have been developed and sometimes include nature conservation issues.

However, some of the measures that are promoted as being to increase biodiversity resilience appear to be actions that are already being taken, or are planned, to meet existing conservation needs (e.g. the protection and management of sites). For example, the EU BAP and several Member States refer to the establishment of ecological networks as being an important measure to increase resilience (by overcoming habitat fragmentation) and to help species to move in response to climate change. However, there is little evidence of substantial implementation of such initiatives in most countries other than the Netherlands where it receives a high level of governmental support.

Target 9.4 Resilience of EU biodiversity to climate change substantially strengthened by 2010

The importance of the climate change-biodiversity link and the benefits of tackling climate change and biodiversity loss in an integrated, mutually supportive manner have been stated in numerous policy documents²⁴. However, collaboration between the biodiversity and climate change communities needs to be a lot more interactive. An EU Ad Hoc Expert Working Group has been initiated by the Commission in 2008²⁵. The Group deliver a Discussion Paper – Towards a Strategy on Climate Change, Ecosystem Services and Biodiversity.²⁶ Another promising initiative is the “Rio Conventions’ Ecosystems and Climate Change Pavilion, which will be hosted for the first time at CBD COP 10 in Nagoya, then at UNFCCC COPs, UNCCD COP and at RIO + 20. The Pavilion will be hosted by the secretariats of the three Rio Conventions. The Commission is one of the core partners.

Adaptation measures to increase biodiversity resilience to climate change

Compared to the 2008 BAP Mid-Term Assessment, Members States reported against Action 9.4.3 to have collated considerably more information on scientific rationale that reveals a significant progress toward a better awareness of linkages between climate change and biodiversity. Indeed, responses from Members States showed evidence that biodiversity

²⁴ Council Conclusions in 2008, 2009 and 2010

²⁵ http://circa.europa.eu/Public/irc/env/biodiversity_climate/home

²⁶ http://ec.europa.eu/environment/nature/pdf/discussion_paper_climate_change.pdf

adaptation to climate change has been considered by policy makers, and a variety of scientific studies ranging from identification of habitats and species most at risk, potential impacts on ecosystems or vulnerability assessments received support. Thus, 17 Member States contended to have undertaken scientific studies to support assessments of either species and/or habitats at risk in their respective countries (Austria, Belgium, Cyprus, Czech Republic, Germany, Denmark, Spain, France, Hungary, Ireland Italy, Luxemburg, Malta, Netherlands, Portugal, Sweden, and United Kingdom).

Additionally, a significant number of studies are investigating the existing and likely impacts of climate change on biodiversity and ecosystems. Several national and international research programmes have for example developed model-based projections of impacts on various taxa groups (e.g. birds). However, there was no indication that any country has yet produced a comprehensive climate change risk assessment for habitats and species of community interest, as required under the EU BAP.

POLICY AREA 4: The knowledge base

OBJECTIVE 10. TO SUBSTANTIALLY STRENGTHEN THE KNOWLEDGE BASE FOR CONSERVATION AND SUSTAINABLE USE OF BIODIVERSITY, IN THE EU AND GLOBALLY.

A. Context

Research undertaken under consecutive Community's Framework Programmes, complemented by Member States' research funding, helps strengthen a European approach to biodiversity, land use and climate change research and improve scientific support to policy for the EU and its partner regions, in particular those of the developing world. It provides opportunity to address these needs through cooperation, new infrastructures and capacity building.

B. Progress assessment

Target 10.1 Research findings on biodiversity and ecosystem services has substantially advanced our ability to ensure conservation and sustainable use by 2010 [and again by 2013]

Strengthen research on biodiversity

Better understanding the complexity of biodiversity and ecosystem services remains a challenge to science as to policy makers and civil society. To generate the knowledge necessary to bring human societies into a sustainable and mutually beneficial relationship with the living world, we need a constructive and forceful collaboration between natural and social sciences as well as infrastructures for monitoring and assessment, open databases, and virtual institutes for data exchanges and analysis.

The European Community's research Framework Programmes (FP), together with Member States' research investments, are feeding into the development of EU biodiversity policy. The RUBICODE Coordination Action Project (2009) on the "Conservation of Biodiversity and

Ecosystem Services in Europe: From Threat to Action" has collated and reviewed information on ecosystem services for the main terrestrial and freshwater ecosystems in Europe in order to provide a framework to rationalise biodiversity conservation strategies. A major result of the ALARM project funded under FP6 is the "Atlas of Biodiversity Risk", launched during Green Week 2010. The Atlas brings together the results of a number of European Research Projects in a comprehensive manner thus contributing significantly to the biodiversity knowledge base for informed policy making.

The way in which Member States provide support to biodiversity research at a national level varies from country to country. The number of Member States that have incorporated biodiversity research into their national programmes, though not necessarily in a programme dedicated exclusively to biodiversity research, has increased from 14 to 19 since the 2008 Mid-Term Assessment of the BAP whilst the number of Member States that have not incorporated biodiversity research into a national programme has decreased from seven to two (LV, PL). One Member State (DE), reported in 2010 that they had a programme dedicated exclusively to biodiversity research and incorporated biodiversity research into other national programmes (Obj310 Table 1).

However, due mainly to the fact that research programmes are usually not coordinated centrally, it is impossible to provide reliable estimates on the amount actually spent on biodiversity-related research (see also Supporting Measure 1, B1.1.8).

Obj10 Table 1 Member States with research programmes dedicated to biodiversity or incorporated into other national programmes in 2008 and 2010

	2008	2010	
	<i>Research programme dedicated to biodiversity or incorporated into other national programmes</i>	<i>Research programme dedicated to biodiversity</i>	<i>Biodiversity incorporated into other national research programme</i>
AT	-	-	+
BE	+	-	+
BG	+	n.d.	n.d.
CY	+	-	+
CZ	+	-	+
DE	+	+	+
DK	-	-	+
EE	-	-	+
EL	-	n.d.	n.d.
ES	+	-	+
FI	+	n.d.	n.d.
FR	+	+	
HU	+	-	+
IE	+	-	+
IT	n.d.	-	+
LT	-	n.d.	n.d.
LU	+	+	
LV	-	-	-
MT	n.d.	-	+
NL	+	+	
PL	n.d.	-	-
PT	n.d.	-	+

RO	-	n.d.	n.d.
SE	+	-	+
SI	n.d.	-	+
SK	n.d.	n.d.	n.d.
UK	+	+	
TOTAL	14	5	15

Note: n.d. is for where information has not been provided by the Member States

Financial resources to European and National biodiversity research

Research is essential to help achieve the objectives of the EC Biodiversity Action Plan. In addition to the efforts at EC level, the Member States are encouraged to allocate more resources to biodiversity research, including through the EC Research and Development Framework Programmes, in view of substantially strengthening the knowledge base for conservation and sustainable use of biodiversity.

There have been four calls for proposals of FP7 resulting in the following successful projects: HUNT, SOILSERVICE, HighARCS, LiveDiverse, PALMS, SCALES, EBONE, STEP, CONGRESS, TESS, BioFresh SPIRAL, FunDivEUROPE, (ECOFINDERS?) and KNEU.

The EuroGEOSS project, a European approach to the Global Earth Observation System of Systems, has been funded by DG RTD. The MONDE action of the Joint Research Centre (JRC) is coordinating the development of a biodiversity operating capacity²⁷. Current work is addressing new visualisation means for describing these pressures as well as, in collaboration with the FOREST action, to assess fragmentation and connectivity of natural habitats in Africa. JRC is working to ensure the extension of the INSPIRE guidelines to Natura2000 that, among others, should take into consideration the outcome of the Expert Group on Reporting under the Nature Directive. In addition, JRC has recently started to work on following Annex II and Annex III data themes particularly relevant for the Action Plan in collaboration with DG ENV Thematic Units: 17. Bio-geographical regions, 18. Habitats and biotopes, 19. Species distribution, 2. Land cover, 3. Soil, 12. Natural risk zones.

Information on the latest scientific findings for biodiversity is provided by the "Science for Environment Policy" news alert service under its Biodiversity topic and in the Biodiversity Thematic Issue.

23 Member States provide annual contributions to DIVERSITAS, an international programme of biodiversity science, which is proposing an integrated research framework to the international scientific community. The Programme is a partnership of inter-governmental and non-governmental organisations formed to promote, facilitate and catalyse scientific research on biodiversity – its origin, composition, ecosystem function, maintenance and conservation.

²⁷ <http://www.eurogeoss.eu/>

Strengthen research on ecosystem services

As part of the Potsdam initiative agreed by the G8 in 2007, a major independent global study on "The Economics of Ecosystems and Biodiversity" (TEEB) has been co-funded by the European Commission, under the lead of Indian economist, Pavan Sukhdev. The full study will consist of a composite report and standalone sub-deliverables addressed to different stakeholder groups such as for 'Policy Makers', 'Business', 'Regional and Local Authorities' and 'Citizens', and will be presented at the CBD COP 10 in October 2010.

TEEB report for National and International Policymakers (2009) concludes that investing in protecting ecosystems can be very cost-effective. Protected areas – the cornerstone of our conservation policies – are not only good for nature; they can also generate significant benefits. In Scotland, the public benefits of protecting the Natura 2000 network (the European network of protected areas) are estimated to be three times greater than its costs. One out of 6²⁸ jobs in Europe are now linked with the environment and ecosystem services ranging from clean tech 'eco-industries' to organic agriculture, sustainable forestry and eco-tourism. A sixth of the world's population depend on protected areas for a significant percentage of their livelihoods. The 2010 TEEB for Business report makes a strong case for integrating biodiversity into private sector business plans and core activities around the globe. The report reveals considerable recent growth in eco-certified products and services, growing consumer concerns for sustainable production, and shows how biodiversity can provide a substantial business opportunity in a market that could be worth US\$ 2-6 trillion by 2050. It makes seven key recommendations for businesses, and calls on accounting professions and financial reporting bodies to develop common standards to assess biodiversity impacts, and develop new tools for this purpose.

As a step towards filling the knowledge gap on ecosystem services in the current policy, the Commission will complete a first set of biophysical maps of ecosystem services and the European Environment Agency (EEA) will finalise its ongoing work on auditing and measuring ecosystem services by the end of 2010. Under the 2010 Environmental and Natural Resources Thematic Programme (ENRTP), the EC is providing a contribution of 1.5 million € to UNEP to develop capacity for effective use of ecosystem assessment in developing countries.

Nine Member States have plans to follow up the MA. Of these, three Member States (11%: France, Netherlands and Spain) have plans to follow up at the national level, two Member States (Czech Republic and Sweden) have plans to follow up as part of a wider initiative such as the EEA's EURECA project, and four (Belgium, Hungary, Portugal and UK) have plans to follow up at the national level as well as through a wider initiative. Twelve Member States (Austria, Cyprus, Denmark, Estonia, Germany, Ireland, Lithuania, Luxembourg, Latvia, Malta, Poland and Slovenia) do not have any plans to follow up the MA at this time, and no information was provided for six Member States (Bulgaria, Greece, Finland, Italy, Romania and Slovakia).

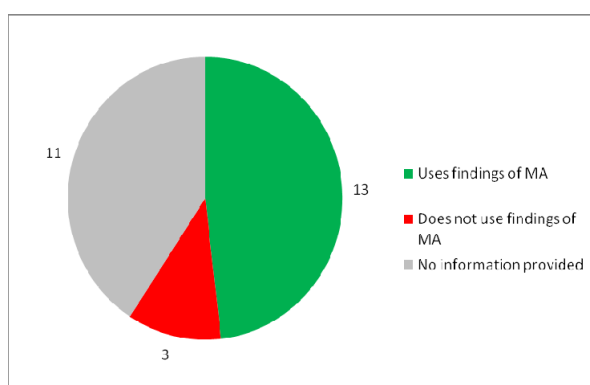
Although the majority of Member States have no plans to follow up the MA, the number of Member States who reported that they plan a follow up either as part of a national programme or as part of a wider initiative, has increased from six (Belgium, Cyprus, Czech Republic, France, Germany, Hungary) at the 2008 Mid-Term Assessment to the nine (Belgium, Czech

²⁸ TEEB for policy makers (2009)

Republic, France, Hungary, Netherlands, Spain, Sweden, UK) currently reported. Interestingly, Cyprus and Germany, who reported they would follow up the MA in 2008, reported in 2010 that they do not have plans to do so.

More Member States are using the MA to review, revise and implement national plans and strategies on biodiversity, development and cooperation than are planning to follow up to the MA at a national level or as part of a wider initiative. Thirteen Member States (48%: Austria, Belgium, Cyprus, Czech Republic, Germany, France, Hungary, Italy, Netherlands, Portugal, Sweden, Slovenia and UK) use the findings of the MA to review, revise and implement national plans and strategies. Three Member States (Estonia, Ireland and Luxembourg) do not use the findings of the MA for this purpose and eleven Member States (Bulgaria, Denmark, Greece, Spain, Finland, Lithuania, Latvia, Malta, Poland, Romania and Slovakia) did not provide information.

Seven Member States (Belgium, Hungary, Ireland, Netherlands, Portugal, Sweden and UK) use valuation or accounting methods for the assessment of ecosystem services. Eight Member States (Austria, Cyprus, Czech Republic, Estonia, France, Germany, Luxembourg and Slovenia) do not use these methods and twelve Member States (Bulgaria, Denmark, Finland, Greece, Italy, Lithuania, Latvia, Malta, Poland, Romania, Slovakia and Spain) did not provide information.



Science-policy interface

In May 2010, the European Platform for Biodiversity Research Strategy (EPBRS) adopted its European Biodiversity Research Strategy 2010-2020 (<http://www.epbrs.org/news/show/18>, accessed on 30/06/2010). This strategy includes the following topics:

- the objectives for European research on biodiversity and ecosystem services
- integrated research
- developing the research environment
- the path for implementing the strategy

* EPBRS conducts e-conferences and workshops dedicated to particular research topics in connection to the EU presidencies. The research priorities identified during the Swedish Presidency – Targets for biodiversity beyond 2010, research supporting policy – are particularly relevant to identifying knowledge and data gaps on biodiversity and ecosystems (<http://www.epbrs.org/event/show/25>).

In June 2010, a decision has been taken by the third intergovernmental meeting for establishing an Intergovernmental Platform on Biodiversity and Ecosystems Services (IPBES), to strengthen independent scientific advice to global policy making on biodiversity and ecosystems related major issues. A final decision is expected to be taken in September 2010 at the first High-Level meeting of UN General Assembly (UNGA) meeting. The EU is actively supporting efforts to establish IPBES to help building strong consensus by

validating the existing scientific evidence and contribute to mainstreaming and integrating biodiversity and ecosystem services into policy making processes to ensure long-term human wellbeing. Under the current Environmental and Natural Resources Thematic Programme (ENRTP), the EC is supporting the strengthening of the science-policy interface on biodiversity and ecosystem services by providing 1 million € contribution to UNEP to facilitate the establishment of IPBES. If established in 2011, IPBES would contribute greatly to these efforts, but action at EU level is also necessary. Ongoing work on all these issues needs to be intensified and completed.

As part of EPBRS many Member States created national biodiversity platforms, available on the Internet, with the aim to develop a national research strategy in biodiversity and to promote research that responds to policy requirements. A total of 20 Member States have developed such a platform. Of these, 13 Member States' platforms (Austria, Belgium, Czech Republic, Denmark, Estonia, France, Germany, Ireland, Luxembourg, Malta, Netherlands, Sweden and UK) have been updated in the past year and seven Member States' platforms (Cyprus, Finland, Hungary, Lithuania, Latvia, Slovenia, Slovakia) have not. Two Member States have plans to develop a biodiversity platform (Portugal, Spain) and only one does not have a platform nor plans to develop one (Italy). Four Member States did not provide information (Bulgaria, Greece, Poland and Romania).

Adequate financial resources should be provided to support and promote an improved knowledge base for biodiversity and ecosystems, policy-relevant assessments and efficient science-policy interface on biodiversity, ecosystem services and human well-being.

Data standards and inventories

The Global Biodiversity Information Facility (GBIF) is an international government-initiated and funded initiative focused on making biodiversity data freely available. It provides an information infrastructure of interoperable databases that contain primary biodiversity data to be shared worldwide; tools, standards and protocols that providers need to format and share their data and training and mentoring programmes to assist national and regional institutions in becoming part of the information facility. Adherence to standards is essential to ensure interoperability, especially in a global network of data publishers. GBIF's informatics infrastructure builds on existing and emerging standards and tools and takes an active part in their development, in close collaboration with Biodiversity Information Standards (TDWG).

According to the GBIF Memorandum of Understanding (MoU), a Participant is: 'A country, economy, inter-governmental or international organisation (or an entity designated by them), that has signed this MoU and has expressed its intention to observe the provisions herein.' The MoU is open for signature to any country or relevant international organisation. Participants are willing to observe the provisions of the MoU and to make a financial contribution to the GBIF budget according to the recommendation in Annex I to the MoU. Associate Members are countries that are not yet making financial contributions to GBIF in accordance with Annex I of the MoU.

Fourteen Member States are Participants in GBIF (Belgium, Denmark, Estonia, Finland, France, Germany, Ireland, Netherlands, Portugal, Slovakia, Slovenia, Spain, Sweden, UK), four are Associate Members (Austria, Bulgaria, Luxembourg, Poland) and nine are not members at either level (Cyprus, Czech Republic, Greece, Hungary, Italy, Lithuania, Latvia, Malta, Romania). The European Environment Agency is in the process of signing GBIF MoU. The signing of the MoU between EC and GBIF is still pending.

The European Network on Biodiversity Information (ENBI) is the European contribution to the GBIF. ENBI concentrates on databases at the European scale and on activities that require co-operation at a European level, such as data integration, interoperability and management. Members of the ENBI network are the co-ordinating institutes of past and current EU biodiversity projects and the institutes that act as, or host, the national GBIF-nodes. The activities of ENBI are co-ordinated with those of the European Community Clearing-House Mechanism and the European Environment Agency. ENBI is organised as a Thematic Network, which implies that it will not undertake research projects. Its main objective is to bring together the existing European expertise in biodiversity information and biodiversity informatics.

Twenty-three Member States have institutes, either government or research bodies, public Universities, or in one case a private organisation, participating in ENBI (85%). Four Member States do not have institutes participating (15%) (See Obj10 Table 2).

Obj10 Table 2 Member States with institutes participating in ENBI

Member State	Participation in ENBI		
	Government /Research Body in MS Participates	University Body in MS Participates	No Participation from MS Bodies
AT			
BE			
CY			
CZ			
DE			
ES			
FI			
FR			
HU			
IT			
LT			
NL			
PL			
PT			
SE			
SI			
SK			
UK			
DK			
EE			
EL			
IE			
BG			
LU			
LV			
MT			
RO*			

* A Romanian private organisation participated

B. THE FOUR KEY SUPPORTING MEASURES

SUPPORTING MEASURE 1. ENSURING ADEQUATE FINANCING

A. Context

Adequate financing, both for Natura 2000 and for biodiversity outside Natura 2000, is essential. The Financial Perspectives for 2007–2013 open opportunities for co-financing of biodiversity and Natura 2000 among others under the European Agricultural Fund for Rural Development (EAFRD), the Cohesion and Structural Funds, Life+ and the 7th Framework Programme.

Despite these, it is estimated that there is insufficient funding for biodiversity. For example, initial figures suggest that if only demand and supply for the establishment and the management of Natura 2000 network was calculated, only 20% of the funding needs are met²⁹. However, the difficulty of providing more accurate figures is twofold: 1) the difficulty to identify how much is allocated to and spent on biodiversity from EU funding streams, due to the lack of adequate, specific biodiversity indicators; 2) the lack of overall, EU estimations on the financing needs for biodiversity.

B. Progress assessment

[ACTION: B1.1.1: Ensure *adequate financing provided* [2007-2013] *to Natura 2000* implementation through community (Rural Development, Structural Funds, LIFE+) and MS co-financing, accessible to those who manage Natura 2000 sites, with focus on optimising long-term conservation status and benefits as well as priority awareness raising and networking initiatives. (cf Action A1.1.2)]

[ACTION: B1.1.2: Allocate, at MS initiative, within *each national/regional Rural Development (RD) Programme*, adequate *Community and MS cofinancing* to measures available under all three axes of the RD Regulation which are directly or indirectly supportive of nature and biodiversity [2006/07 and any subsequent revisions]. (cf Action A2.1.1).]

[Action: B1.1.3: Apply new *European Fisheries Fund and Member State funds* for actions beneficial to marine biodiversity [2007-2013]. (cf Action A3.4.1)]

[Action: B1.1.4: Allocate, at MS initiative, *cohesion and structural funds* for projects directly or indirectly providing biodiversity benefits in all MS operational programmes [2007 onwards]. (cf Action A4.1.1)]

[Action: B1.1.5: *ESF contributing to biodiversity objectives* through awareness-raising, capacity building, employment of the young, long-term jobless elderly, etc. [2007 onwards]. (cf Action A4.1.2)]

Rural and regional development funds providing benefit for biodiversity and Natura 2000

Public resources for biodiversity include the national budget, including the specific budgets of the ministries involved in biodiversity policy, federal agricultural and environment budgets,

²⁹ Estimated as the annuity of the EU 2007-2013 allocations for biodiversity under LIFE+, EAFRD Natura 2000 payments, the earmarked funding for biodiversity and nature under ERDF and a 1/3 of AEM expenditure.

EU co-funding mainly from the European Agricultural Fund for Rural Development (EAFRD), the Cohesion and Structural Funds, LIFE, LIFE+, the European Fisheries Fund (EFF), and the Seventh Framework Programme for Research, the Mediterranean Action Plan etc.

Financing specifically for the Natura 2000 network originates primarily from measures under Axis 2 of the Rural Development Programmes of each Member State/Region, as outlined by the Council Regulation (EC) No. 1698/2005, on support for rural development by the EAFRD. The measures referred to aim to improve the environment and the countryside. These include agri-environment payments, support for non-productive investments, Natura 2000 payments for agricultural areas, forest-environment payments and Natura 2000 payments forest areas. It is the Member States' responsibility to decide on the allocation for the different measures in their Rural Development Programmes. The only rule, linked to financial allocation, which Member States have to respect with regard to axis 2 is to ensure that this axis is granted a minimum 25% of the total Community (EAFRD) financial contribution to the programme.

Though set-aside has been abolished, the amendment of the GAEC standards of cross-compliance with the new standards to favour the establishment and/or retention of habitats and the one on the establishment of buffer strips along watercourses could provide benefits for biodiversity. Additionally, via 'modulation', as well as via the additional funds from the European Economic Recovery Plan (EERP), an increased transfer of money from the first to the second Pillar of the CAP, additional funding is available for biodiversity, the one among the five new challenges identified. However, biodiversity has not been prioritised by many, especially the new, Member States. (See objective 2, target A2.1 for more details. See objective 3, target A3.4 for information on European and Member States fund for actions beneficial to marine biodiversity.)

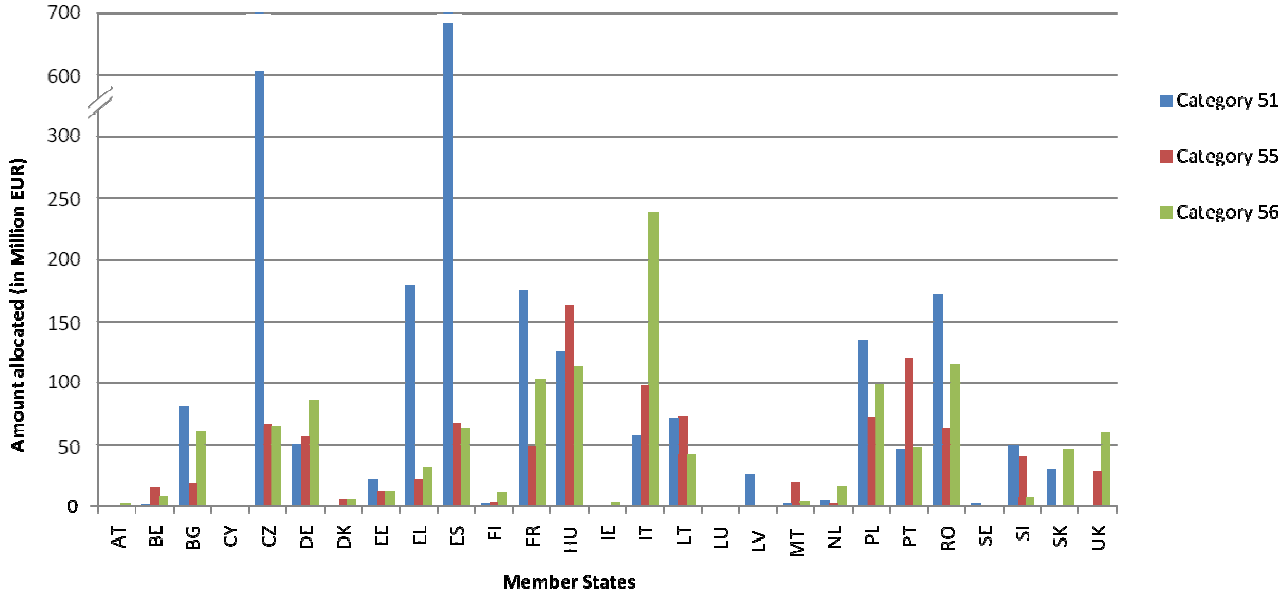
Comprehensive opportunities to co-fund Natura 2000 costs have been provided in each appropriate EC funding regulation for 2007-2013. Guidelines & training have been provided under an EC contract provided to assist Member States in applying these funds. An Information Technology Tool on financing Natura 2000 has been developed to assist potential beneficiaries on how individual measures for Natura 2000 might be funded by the different major EU sources. Concerns have been expressed about poor uptake of funding opportunities in different Member States. The Commission is currently checking relevant funding programmes submitted by Member States (see also A 2.1.1, A 3.4.1, A 4.1.1 and B.1.1.1). A new Commission study contract aims to further support linkages between financing and management of Natura 2000 with updating and refining cost estimates of Natura 2000 financial needs, provide documented examples of good practice where EU funds have been used in a successful and innovative way and develop a methodology to identify and evaluate different socio-economic benefits. The study will conclude in 2010 and a Communication on financing Natura 2000 is foreseen for 2011.

A few categories of the European Regional Development Fund (ERDF) and Cohesion Fund (CF) spending are related to the protection of biodiversity and management of natural resources³⁰. The most relevant category is No. 51 the "Promotion of biodiversity and nature protection" (for which EUR 2 689 million has been allocated). Also highly relevant are the category No. 55 ("promotion of natural assets", for which EUR 1 137 million is allocated) and

³⁰ See OJ L45 15/02/2007 and Commission Regulation EC n° 1828/2006 of 8 December 2006

the category No. 56 ("protection and development of natural heritage", with a total of EUR 1 406 million) both of which might have some indirect, positive impact on our natural heritage. It was the Member States' responsibility to decide on the allocation of development funds and to adopt it through their National Development Plans and the Operational Programmes (OPs) giving more detailed information on measures to be taken and projects to be financed (see SM 1 figure 1). Though all OPs are approved by the European Commission up to now, the fact that the structure of the OPs does not have to follow the categories of the Community Strategic Guidelines means any comprehensive assessment is complicated by the fact that the categories of funding for most financial instruments do not allow for a breakdown of allocation for Natura 2000 and biodiversity. However, the recent Strategic Report reveals that the actual uptake of money allocated to environmental issues is below EU average and especially if it comes to biodiversity related projects. Additional support to the regional development funds were provided by European Territorial Cooperation schemes contributing to bi- or multilateral projects.

(see also objective 4, target A4.1).



SM 1 figure 1: Amount allocated per Member State under categories 51 (promotion of biodiversity and nature protection), 55 (promotion of natural assets) and 56 (protection and development of natural heritage) of the Cohesion and Structural Funds for the period 2007-2013 (source: Country Profiles)

Regarding general funding for biodiversity, according to information provided by the Member States, 24 of them indicated that they have a national programme identifying long-term goals and the allocation of funding (both COM and MS co-funding) for the related biodiversity activities, while three Member States did not provide information on this.

For example, in France expenses for biodiversity and landscape conservation comprise 4.2% of the total environmental protection budget. As a federal state, the task of conserving biological diversity in Germany is performed by the federal authorities as well as by the states (Länder) and local authorities. In addition, financial resources for the conservation of biodiversity are provided not only by the nature conservation sector, but also by other sectors (e.g. agriculture and forestry, transport, urban development, education and research). Among

other things, these resources are used to support direct measures in the field of site and species conservation, nature -friendly resource use, research projects and associations. In addition to resources from the domestic budget, funding for nature conservation measures is also provided by a number of foundations (public and private) and not least by the EU (see above).

In Ireland budgetary allocations for biodiversity come from the National Parks and Wildlife Service of the Department of the Environment, Heritage and Local Government, but also from other Departments such as Agriculture and Food, Communication, Marine and Natural Resources, Foreign Affairs and the Environment Protection Agency.

In the Netherlands, public resources for biodiversity include the national budget, including the specific budgets of the ministries involved in biodiversity policy (i.e. Ministry of Agriculture, Nature and Food Quality, Ministry of Economic Affairs, Ministry of Education, Cultural Affairs and Science, Ministry of Foreign Affairs, Ministry for Housing, Spatial Planning and Environment, Ministry of Transport, Public Works and Water Management), budgets of the provinces of the Netherlands (mainly financed by the national budget), budgets of the municipalities of the Netherlands (only partly financed by the national budget) and budgets of the water boards in the Netherlands. Further funding comes from EU resources (see above).

In Italy, there are various sources of funding for biodiversity. Besides national funding, decentralized cooperation promoted and funded by Regional Councils and local authorities has become more important over the last years. The 4th National Report to the CBD provides many examples of funding from national budgets (although there are no specific funding resources for Natura 2000 in ordinary national resources), including co-financing of EU funds and funding from regional and local government sources.

Nature conservation projects

[**ACTION:** B1.1.1: Ensure *adequate financing provided* [2007-2013] *to Natura 2000* implementation through community (Rural Development, Structural Funds, LIFE+) and MS co-financing, accessible to those who manage Natura 2000 sites, with focus on optimising long-term conservation status and benefits as well as priority awareness raising and networking initiatives. (cf Action A1.1.2)]

[**Action:** B1.1.6: Ensure *adequate financing of other biodiversity measures outside Natura 2000 in the EU through other Community cofinancing* (e.g. Life+) and Member States' financing [2007-2013]. **MS action:** Ensure adequate Member States financing to make up shortfall in funds available at Community level]

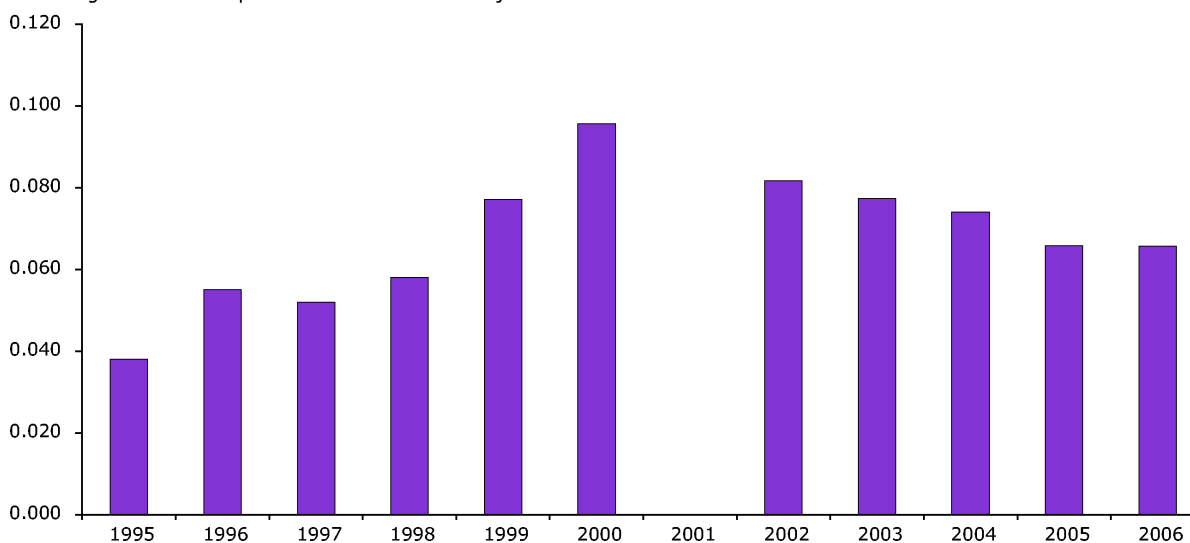
The major instrument of the European Union directly targeted at supporting environment related projects across Europe is LIFE funds, a part of which is used to support the development of nature, biodiversity and especially Natura 2000. LIFE+ entered into force for the 2007-2013 EU budget period with an increased allocation of approximately EUR 836 million of EU co-financing to be conducted during the seven years for nature and biodiversity projects, where EU co-financing covers 50-75% of the total project costs.

LIFE+ continues to be a strategically important fund to support the development of demonstration and best practice projects for management and restoration of Natura 2000 sites throughout the Member States via LIFE+ Nature. Additionally, LIFE+ Biodiversity was launched to facilitate projects outside Natura 2000, aimed at contributing to the progress towards achieving the EU biodiversity target. Four of the LIFE+ projects co-financed in 2007, eight of the 2008 and 12 of the 2009 ones are aimed at supporting wider biodiversity policy

(i.e. other than those related to the Birds and Habitats Directive), which gives a total budget of EUR 48.5 million. Based on experiences in different Member States a wide range of best practice publications, relevant to the management of Natura 2000 sites have now been produced³¹.

SM 1 figure 2 shows the percentage of total EU expenditure for LIFE nature projects. The figures are shown for 1995 onwards because that year marked the establishment of the EU-15 and the start of implementation of the Habitats Directive. The highest percentage of total EU expenditure on the LIFE project from 1995 to 2006 was 0.088% in 2000, followed by 0.080% in 2002 and 0.078% in 1999. The lowest percentage of total EU expenditure on the LIFE project from 1995 to 2006 was 0.038% spent in 1995. Information was not available for 2001. As regards to recent years, in 2005 and 2006, EU expenditure on the LIFE project represented 0.066 % of the total EU budget.

Percentage of total EU expenditure for Life Nature Project

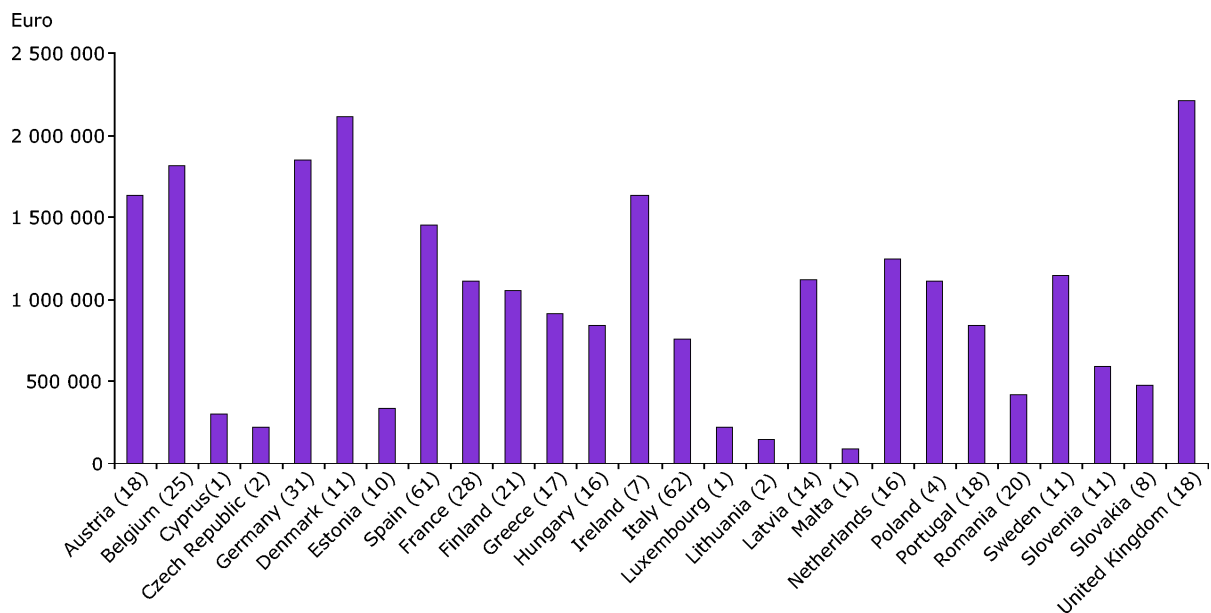


SM1 figure 2: Percentage of total EU budget on the Life project from 1995 to 2006 (information for 2001 is not available) (source: European Environment Agency, from Life Nature expenditure. DG Environment of the European Commission, 2008).³²

The total amount of the EU contribution to LIFE Nature projects varies significantly among Member States (see SM1 figure 3). Generally, stronger economies tended to manage LIFE Nature projects of a higher total value than small economies during the period 2000 - 2006. The countries with the highest average LIFE contribution of over EUR 1.5 million per year are the United Kingdom, followed by Denmark, Germany, Belgium and then Austria and Ireland equally. The EU contribution to LIFE Nature projects averaged approximately EUR 2.25 million per year for 18 UK projects during the period 2000- 2006. The countries with the lowest average LIFE contribution under EUR 0.5 million per year are Cyprus, the Czech Republic, Estonia, Luxembourg, Lithuania, Romania, Slovakia and Malta. There is no correlation between the average contribution of LIFE Nature to projects per Member State and the number of projects during the period 2000 – 2006. It is important to note that the total contribution by Member States to biodiversity projects is impossible to quantify.

³¹ <http://ec.europa.eu/environment/life/index.htm>

³² http://themes.eea.europa.eu/IMS/ISpecs/ISpecification20070226100213/IAssessment1253180310475/view_content



SMI figure 3: Average contribution of LIFE Nature to projects in EU countries, 2000 to 2006³³. It should be noted that the amounts indicated in Figure 3 represent the EU contribution (from the LIFE Programme) to the projects, not the total cost of the projects in question. LIFE tends to cover 50 - 75 % of total costs, depending on the target species and/or habitats. Number in brackets refers to total number of projects started in 2000-2006 (source: DG ENV LIFE unit).

From the information received from the Member States, it is impossible to assess the level of direct financial contributions to national biodiversity conservation activities (as a percentage of GDP). The available information shows that substantial funding for national biodiversity in the EU is released through a range of European, national and subnational programmes, ranging from dedicated nature protection schemes to rural development measures. It is not possible to state whether financial support has increased since adoption of the EC-BAP.

Framework Programmes (FP) are aimed to provide financial background for research carried out across Europe in different fields, a part of which is allocated to biodiversity projects. Community contribution to environmental research was EUR 58.59 million for FP5 period (1993-1999), EUR 77.48 million for FP6 period (2000-2006) and throughout the four calls to date within the frame of the FP7 period (2007-13), there have been positive decisions made on 11 biodiversity related projects in the frame of FP7 (period 2007-2013) with another 3 projects being under discussion.. The following financial resources have been allocated so far within, to Environment theme Sub-Activity 6.2.1 Conservation and sustainable management of natural and man-made resources and biodiversity under Activity 6.2 Sustainable Management of Resources: (2007) EUR 24 million out of an overall budget of EUR 200 million; (2008) EUR 30 million out of an overall budget of EUR 212 million; (2009) EUR 27 million out of an overall budget of EUR 193.5 million and (2010) EUR 28.5 million out of an overall budget of EUR 175 million. Further financial resources have been allocated to biodiversity topics within the Environment theme to the Sub-Activities 6.2.2 Management of marine environments under Activity 6.2 Sustainable Management of Resources as well as under Sub-activity 6.4.2 Forecasting methods and assessment tools for sustainable development taking into account different scales of observation (e.g. TESS).

³³

<http://www.eea.europa.eu/data-and-maps/figures/average-contribution-of-life-nature-to-projects-in-eu-countries-200020132006>

[**ACTION:** B1.1.8: Allocate adequate financial resources to *European and national biodiversity research* and to dissemination of its results, including under the Seventh Framework Programme [2006 onwards]. (cf *Action A10.1.5*)]

Biodiversity research

Based on the Member States responses and data available it is hard to estimate the Member States' national expenditure on biodiversity-related research (excluding the part of national public contribution to projects run from any type of European funds). Only 10 Member States provided information on this. The amount of money that was spent by the Member States who provided information ranges from EUR 157,291,572 (2006) to EUR 182,824,300 (2009) (see SM 1 table 1) without any trend pattern. From 2006-2009, the highest spending for biodiversity research was undertaken by Germany, followed by Spain, the Netherlands, France, Hungary, Belgium, Austria, Sweden, Cyprus and Luxembourg. It should be noted that in many cases, these figures are estimates only (for further information see objective 10, target A10.1.).

SM 1 table 1: Member States' national expenditure on biodiversity related research 2006-2009 (data available for 10 Member States only) (source: Country Profiles).

Member State	2006	2007	2008	2009	Total amount spent per Member State
Austria	1,956,872	1,817,005	1,313,437	1,300,000	6,387,314
Belgium				19,190,000	19,190,000
Cyprus	250,000	450,000	35,000	30,000	765,000
Germany	90,000,000	90,000,000	90,000,000	90,000,000	360,000,000
France	12,000,000	9,000,000	4,000,000	7,000,000	32,000,000
Hungary			13,600,000	14,700,000	28,300,000
Luxembourg	59,000	36,000	54,000	600,100	749,100
Netherlands	12,000,000	12,000,000	12,000,000	12,000,000	48,000,000
Spain	41,025,700	34,711,500	30,933,900	35,014,200	141,685,300
Sweden		660,000	1,590,000	2,990,000	5,240,000
Total amount per year	157,291,572	148,674,505	153,526,337	182,824,300	642,316,714

Supporting implementation of Multilateral Environmental Agreements and bilateral and multilateral assistance

[Action B1.1.7: Increase in real terms international development assistance funds *flowing annually to projects directly benefiting biodiversity* [for period 2006-2010 compared with period 2000-2005; and again for period 2011-2013]. (cf *Actions A7.1.1 to A7.1.6*)]

The EU and its Member States provide substantial contributions a number of biodiversity-related conventions: Convention on Biological Diversity (CBD), Ramsar Convention on Wetlands, Convention on the Conservation of Migratory Species of Wild Animals (CMS), Convention on International Trade in Endangered Species (CITES), African-Eurasian Migratory Waterbird Agreement (AEWA) and the World Heritage Convention. Note that not all Member States are Party to all these agreements (see SM 1 table 2 and objective 6, target 6.1). The relevant Member States contributed a total of EUR1,107,089 in 2008 or 2009 (latest annual figure available per Member State used) to the Ramsar Convention. Twenty-six

Member States and the EC are Parties to the CMS and contributed a total of EUR1,872,780 per year to the CMS Secretariat in 2008/09/10 (latest figure available used). All Member States paid their annual financial contributions to the CITES Trusts Fund, amounting to a total of USD 1,273,636 in the latest year for which figures were available (mostly 2008, in a few cases 2009 or 2010). Twenty-one Member States and the EC are Parties to AEWA and in 2008/09/10 they contributed a total of EUR786,013 per year to the Secretariat. All Member States are Parties to the World Heritage Convention and they contributed a total amount of EUR817,925 to the World Heritage Fund in 2008/09/10. Member States also provided substantial contributions to the UNEP Environment Fund. In 2009, 23 Member States pledged USD 63,592,480 to the Fund, of which as of 2 February 2010, a total of USD 58,465,286 had been paid³⁴.

SMI table 2: Annual contributions per EU Member State to CBD, CMS, AEWA, Ramsar Convention and World Heritage Convention in €(source: Country Profiles; figures for CBD are mostly from 2009, with a few from 2008 and 2010; figures for CMS, CITES, AEWA are mostly from 2008, with a few from 2009 and 2010; figures for Ramsar are mostly from 2009, with a few from 2008; figures WHC are mostly from 2008, with a few from 2010).

Member State	CBD Amount (EUR)	CMS Amount (EUR)	CITES Amount (EUR)	AEWA Amount (EUR)	Ramsar Amount (EUR)	WHC Amount (EUR)
AT	78,599	52,133	29,743		25,106	256
BE	14,867	58,849	37,013	27,166	31,191	9873
BG	1772	936	589	518	662	448
CY	0	2147	8445	0	1246	0
CZ	24,900	10,074	6336	3213	7954	6294
DE	864,778	380,596	299,916	133,539	244,237	205,000
DK	65,484	39,526	27,758	21,882	20,917	16,551
EE	1659	635	609	2000	662	762
EL	52,813	29,177	0	0	16,869	13,349
ES	1,500,000	145,000	122,896	75,000	84,008	66,498
FI	49,977	29,342	18,454	16,244	15,964	0
FR	601,347	331,954	208,784	153,491	178,346	141,148
HU	21,621	6936	4362	3840	6906	0
IE	39,432	19,268	16,024	10,666	12,595	0
IT	450,058	212,000	169,139	86,729	143,758	113,779
LT	2747	1321	831	731	878	686
LU	7532	4239	2,651	2347	2406	0
LV	1595	826	519	673	662	403
MT	1506	675	645	-	662	0
NL	165,970	93,035	58,510	51,504	53,014	41,950
PL	44,394	25,378	15,962	-	14,181	11,221
PT	32,146	25,874	16,351	8,511	20,072	11804
RO	6203	3303	2077	0	1981	1568
SE	94,895	54,940	34,555	30,415	30,314	23,988
SI	8507	4514	2,839	2499	2717	2150
SK	5582	2808	1766	1554	1783	1411

³⁴

http://www.unep.org/rms/en/Financing_of_UNEP/Environment_Fund/Table_2009/index.asp

Member State	CBD Amount (EUR)	CMS Amount (EUR)	CITES Amount (EUR)	AEWA Amount (EUR)	Ramsar Amount (EUR)	WHC Amount (EUR)
UK	588,558	337,294	242,813.08	153,491	187,998	148,786
TOTAL	4,648,343	1,872,780	1,273,636	786,013	1,107,089	817,925

(For further information on development cooperation see Objective 7, Target A7.3.)

SM1 table 3 has been produced using figures from the 2009 OECD publication ‘Measuring Aid Targeting the Objectives of the Rio Conventions’³⁵. It shows, for each donor separately, the total value of biodiversity-related aid reported in 2005-07, and an annual average over the three years. Biodiversity-related aid is defined as activities that promote at least one of the three objectives of the Convention on Biological Diversity: the conservation of biodiversity, sustainable use of its components (ecosystems, species or genetic resources), or fair and equitable sharing of the benefits of the utilisation of genetic resources. The figures only capture bilateral aid; aid to GEF, UNEP and other multilateral organisations is not included.

SM1 table 3: Biodiversity-related bilateral aid by EU Member States and the EC (source: OECD, 2009: Measuring Aid Targeting the Objectives of the Rio Conventions).

	2005	2006	2007	Annual average 2005-07		
	USD million	USD million	USD million	USD million	% of total bilateral ODA	Total number of marked activities
Austria	15.2	16.9	14.9	15.7	1.2	189
Belgium	29.6	37.4	67.6	44.9	2.6	282
Denmark	182	155.2	102.8	146.7	9.1	126
Finland	3.2	3.5	50.1	18.9	2.7	46
France	71	146.1	165.5	129	1.3	240
Germany	319.5	308.4	114.6	247.5	2.4	847
Greece	5	2.4	3.7	3.7	1.6	189
Ireland	0		29.5	9.8	1.4	107
Italy		13.4	115	42.8	1.7	116
Luxembourg						
Netherlands	370.1	313.1	57.9	247	3.7	518
Portugal	1.3	0.8	1	1	0.4	38
Spain	76.4	89.3	96.8	87.5	2.9	1181
Sweden	3.6	31.1	0.3	11.6	0.4	38
United Kingdom	0	13.6	9.7	7.8	0.1	72
EC	414.4	499.4	299.2	404.3	3	1023
Total	1491.3	1630.6	1128.6	1418.2	Average: 2.16	5012

Note: A number of countries did not report on the biodiversity marker, but reported activities under the “biodiversity” sub-sector: Finland (2005-2006), Germany (2007) and Netherlands (2007).

Aid contributions are measured via the Development Assistance Committee (DAC), a principal body of the OECD which deals with issues related to co-operation with developing

³⁵ <http://www.oecd.org/dataoecd/45/7/42812122.pdf>

countries. The DAC is an international forum of 24 members: 23 donor governments and the European Commission. Annual aid reporting takes place using the Creditor Reporting System (CRS), and donors are requested to indicate for each activity whether or not it targets one or more of the three Rio Conventions. The DAC has collected 'Rio marker' data from 1998 onwards: data for years 1998-2006 were obtained on a trial basis, and reporting became mandatory starting with 2007 flows. The data included some gaps, inconsistencies and partial reporting, but the coverage improved regularly.

These funds amount to around 1/50th of Community and Member States' total annual development aid budgets which indicates that biodiversity-related funding has increased since adoption of the Biodiversity Action Plan although it still forms a very low part of development aid.

As to multilateral biodiversity-related assistance, according to information from Member States (SM1 table 4), 17 EU countries provided contributions to the third and fourth replenishment of the Global Environment Facility (GEF) (see also objective 7, action A7.1.4). The 17 Member States contributed a total of EUR 1101.34 million to the third GEF replenishment. Germany (EUR 293.67 million), UK (EUR 193.23 million), (France EUR 166.07 million) and Italy (EUR 106.97 million) made the largest contributions. As regards to the fourth GEF replenishment, the 17 Member States contributed a total of EUR 1096.35 million. Germany (EUR 277.46 million), UK (EUR 202.37 million) and (France EUR 150.33 million) made the largest contributions. The percentage of the Member States' contributions to the total 3rd and 4th replenishment was 46.56% and 51.7% respectively. Information on contributions to the fifth GEF replenishment was not available at the time of producing this report.

SM1 table 4: Contributions by EU Member State to the Global Environment Facility (GEF) 3rd and 4th replenishment in million € and as percentage of whole respective replenishment (source: Country Profiles, 2010).

Member State	Total 3rd	Total 4th	% 3rd	% 4th
Austria	22.81	24.38	0.94	1.14
Belgium	42.49	46.18	1.74	2.16
Bulgaria	0	0	0	0
Cyprus	0	0	0	0
Czech Republic	5.8	5.51	0.24	0.26
Denmark	36.03	40.91	1.48	1.91
Estonia	0	0	0	0
Finland	26.99	31.12	1.11	1.46
France	166.07	150.33	6.81	7.04
Germany	293.67	277.46	11.00	12.89
Greece	5.8	5.73	0.24	0.27
Hungary	0	0	0	0
Ireland	5.8	5.73	0.24	0.27
Italy	106.97	87.91	6.81	4.11
Latvia	0	0	0	0
Lithuania	0	0	0	0
Luxembourg	5.16	4.79	0.21	0.22
Malta	0	0	0	0
Netherlands	80.42	89.38	3.30	4.18
Poland	0	0	0	0

Portugal	5.16	5.73	0.21	0.27
Romania	0	0	0	0
Slovakia	0	0	0	0
Slovenia	1.45	5.15	0.06	0.24
Spain	19.49	21.67	0.80	1.01
Sweden	84	92	3.44	4.88
United Kingdom	193.23	202.37	7.93	9.47
Total (million €)	1101.34	1096.35	46.56	51.78

SUPPORTING MEASURE 2. STRENGTHENING EU DECISION-MAKING FOR BIODIVERSITY

A. Context

Strengthening EU decision-making involves improving coordination and complementarity between Community and Member States, notably through an efficient governance structure; ensuring existing and new policies and budgets (including those developed under Lisbon Strategy National Reform Programmes) take due account of biodiversity needs; taking account of environmental costs (including loss of natural capital and ecosystem services) in decision-making; improving coherence at national level between various plans and programmes affecting biodiversity; and ensuring decision-making at regional and local level is consistent with high-level commitments for biodiversity.

B. Progress assessment

Target 2.1 EU vision on biodiversity and ecosystem services agreed and providing policy framework by 2010

Millennium Ecosystem Assessment (MA)

As part of the Potsdam initiative agreed by G8 in 2007, a study on The Economics of Ecosystems and Biodiversity (TEEB) has been jointly initiated by the European Commission and Germany in collaboration with the European Environment Agency and other supporters. The first results of this assessment of the global economic benefit of biological diversity, the costs of the loss of biodiversity and the failure to take protective measures versus the costs of effective conservation were presented at CBD COP9 in May 2008. The full study will consist of a composite report and standalone sub-deliverables addressed to different stakeholder groups such as for 'Policy Makers', 'Business', 'Regional and Local Authorities' and 'Citizens' some of them being launched already ahead of the CBD COP 10.

The Commission is also supporting the development of a sub-global assessment (SGA) for Europe, in the context of UNEP's Millennium Ecosystem Assessment Follow-up Strategy. Some relevant research projects supported by EC should strengthen the knowledge base and would need to be integrated with the work and results of the EEA's EURECA project and JRC's ongoing initiative on mapping of ecosystems services in Europe. Research effort will be focused over the course of FP7 on making human use of biodiversity sustainable. As part of

this, research support is provided to follow up TEEB, with work on economic, social and environmental costs and benefits of conservation and use of biodiversity. Other recommendations for research in this direction will be taken into consideration, including those identified by the European Platform for Biodiversity Research Strategy (EPBRS).

Further information on those Member States planning a follow up to the Millennium Ecosystem Assessment either as part of a national initiative or as part of a wider programme, such as the EEA's EURECA project, can be found under Objective 10, A10.1.2.

Target 2.2 New policies benefit biodiversity and ecosystem services, and their negative impact on biodiversity and ecosystem services prevented or minimised, from 2006 onwards

An assessment by the Commission in January 2006 showed that two thirds of the Member States refer to biodiversity or nature protection in their National Reform Programmes. Some of them consider biodiversity a particularly crucial resource due to the important economic contribution from nature tourism. However, a further assessment in December 2006 showed that while on biodiversity important progress is reported by many countries, additional integrated policy efforts are needed.

The way that policies in sectors such as agriculture, fisheries, regional development, transport, climate change, energy, trade and development are implemented has significant impacts on biodiversity. Though progress has been made in integrating biodiversity concerns into other policy areas, but even so only a few policy sectors have been adequately and efficiently engaged in formulating responses to the biodiversity 2010 target, and have ensured delivery. The lack of formal political support also hindered the implementation of the BAP.

The Commission organised a conference on 'Biodiversity Protection – Beyond 2010', 27-28 Athens, Greece, which was the first major stakeholder event discussing the current biodiversity policy with an outlook to future policy. Dedicated working groups were held on all major issues of the biodiversity policy (The EU Biodiversity Action Plan, Biodiversity and Climate Change, Integration of Biodiversity Issues into Policies and Business, Natura 2000, Economics and Finance, Objectives for Biodiversity Protection beyond 2010).

The European Council at its March meeting agreed on a 2050 vision and a 2020 target on EU biodiversity. The Commission is working on the development of a post-2010 EU biodiversity policy framework (strategy) aimed at delivering on the post-2010 EU biodiversity vision and target. Inter alia this work, the current policy framework is being assessed and discussed. (For further details on EU biodiversity policy development (see http://ec.europa.eu/environment/nature/biodiversity/policy/index_en.htm)

The Green Week, the major environment policy event with a broad outreach, was dedicated to biodiversity in 2010. Sessions discussed, among others, the lessons learned from the current policy and certain aspects and elements of the future biodiversity policy.

Target 2.3 Biodiversity needs have been better integrated, as necessary, [into post-2013 Financial Perspectives and any mid-term review of FP 2007-2013]

The mid term review of the EC 6th Environment Action Programme carried out in 2007 confirmed that biodiversity is one of the four priority areas. The 2009 Environment Policy Review (EPR)³⁶ presents the main developments in EU environment policy during 2009 for the four priority areas of the 6th Environment Action Programme (part 1). Part 2 draws on statistical data and environmental trends and part 3 contains the Commission's summary of the major environment policy developments in the Member States. Concerning nature and biodiversity, the EPR 2009 shows that the EU biodiversity picture remains mixed with positive developments for some species and habitats overshadowed by worrying trends among others. To reverse the alarming trends of loss, the EU needs to fully implement relevant legislation – from the Habitats and Birds Directives to the Water Framework and Marine Directives.

The recently adopted Europe 2020 Strategy identified the new paradigm towards sustainable growth by promoting a more resource efficient, greener and more competitive economy. Within the Europe 2020 the flagship "Resource Efficient Europe" introduces the need to establish a vision on the structural and technological changes required, so that Europe moves to a low carbon, resource efficient and climate resilient economy by 2050 allowing EU to achieve its emissions reduction and biodiversity targets.

Target 2.4 Complementarity of EC and Member States biodiversity strategies and action plans substantially enhanced by 2010

Alignment of national biodiversity strategies with EU

Thirteen Member States created a new national environmental policy or strategy, or updated an existing policy or strategy in light of the Communication 'Halting the loss of biodiversity by 2010 and beyond'. New strategies were created by Belgium, Denmark, Germany, Luxembourg, Latvia and Portugal. Existing strategies were updated by France, Hungary, Poland, Sweden, Slovenia and the UK. The Netherlands both created a new policy and updated an existing one. No new policy or strategy has been developed or an existing one updated by 2010 by nine Member States — of these, six reported that they are in the process of developing new strategies or policies (Czech Republic, Estonia, Spain, Ireland, Italy and Malta) and three are not (Austria, Cyprus and Lithuania). Five Member States (Bulgaria, Greece, Finland, Romania, Slovakia) did not provide information.

The number of Member States that have created a new policy or strategy or updated an existing policy or strategy in light of the Communication 'Halting the loss of biodiversity by 2010 and beyond' has increased since the 2008 Mid-Term Assessment from ten to thirteen. Five additional Member States (France, Hungary, Latvia, Poland, Portugal) reported that they had created a new policy or strategy or updated an existing one, but one Member State (Austria) indicated that they had created or updated a policy or strategy in 2008 but not in 2010 and one Member State (Finland) reported that they created or updated a policy or strategy in 2008 but provided no information in 2010. The number of Member States who are

³⁶ <http://ec.europa.eu/environment/policyreview.htm>

developing a policy or strategy in light of the Communication has also increased, from four to six, however, taken that it is 2010 and the term of the EU BAP is coming to its end, their contribution to achieving the 2010 target can be considered as negligible. On the positive side, the number of Member States who had no strategy or policy or plans to create one has reduced from seven to three since 2008 and the number who did not respond decreased by one (from six to five) since 2008, indicating an increased response overall from Member States in adopting the EU BAP in their own national plans and strategies.

EU governance structure

Regular meetings of the Nature Directors from the EU Member States as well as the Coordination Group for Biodiversity and Nature conveying Member States' and NGOs' representatives, as well as the Commission's internal Biodiversity Interservice Group systematically include items on progress on the Biodiversity Action Plan and the implementation of the Nature Directives. These forums are as well used to discuss most important policy developments on the biodiversity field and thus to link policy making and implementation expertise.

The European Network of Environmental Authorities set up by the Commission and consisting of Members States' experts dealing with Structural Funds programmes established dedicated working groups for biodiversity, for Structural Funds and the SEA Directive and for climate change. Through these, biodiversity dimension is discussed in the context and its relation to Structural Funding.

Target 2.5 Effective integration of Natura 2000, rural development, river basin management and other territorial plans and programmes in support of biodiversity achieved by 2010

Objective 2, A2.1 provides the proportion of EAFRD Pillar 2 spending that is allocated to Axis 2 measures (of which Natura 2000 payments, Agri-environment payments, Forest-environment payments, Forest Natura payments are the most important ones that benefit biodiversity) in order to indicate the degree to which Members States are using RDPs to support biodiversity. All 27 Member States allocated funding under RDPs in support of biodiversity.

Member States also have the opportunity to support biodiversity through co-financing from the Structural Funds (the European Regional Development Fund and the European Social Fund) and the Cohesion Fund. In the 2010 Assessment, Objective 4, A4.1 provides details on the initial assessment of the European Regional Development Fund and Cohesion Fund operational programmes for 2007–2013, including the allocations made by Member States to several categories of spending related to the protection of biodiversity and management of natural resources.

Supporting Measure 1, B1.1 contains further information on the funding provided by Member States for Natura 2000, biodiversity outside Natura 2000, biodiversity in external assistance and biodiversity research, inventory and monitoring between 2007 and 2013.

The Commission has started an initiative now known as the 'green infrastructure' concept, aimed at developing new concepts for the ecosystem-based, sustainable development solutions and with this the integration of the Natura 2000 network into the broader

countryside. The 'Green Infrastructure' Strategy of the European Union will be elaborated in 2011, ensuring sustainable management of natural resources, adaptation to accelerated climate change and the maintenance of biodiversity.

Target 2.6 Substantial improvements in compliance with environmental regulations by 2010 [and again by 2013]

The Commission continues to closely monitor the implementation of environmental legislation and to take the necessary action to ensure that Member States comply with it. For example general conformity studies for all EU 27 MS have been carried out for both Birds and Habitats Directive and where gaps in transposition appear the Commission has initiated non-conformity cases

The Commission, in order to improve the process of project development through the assessment of projects possibly having an impact on the environment, including nature and biodiversity, is in the process to review the implementation of the Environmental Impact Assessment Directive.

Preparations for the next financial programming (2014-2020) have been started with discussions on the current policies (CAP reform, CFP reform etc.) and along which lines the new policies shall be strengthened.

SUPPORTING MEASURE 3. BUILDING PARTNERSHIPS

A. Context

This supporting measure involves building progressive partnerships between government, academia, conservation practitioners, landowners and users, private sector, finance sector, educational sector and the media to frame solutions. It involves building on existing provisions (e.g. under the CAP and CFP) and the development of new partnerships, including outside the EU.

B. Progress assessment

Target 3.1 Key stakeholder groups actively engaged in conservation of biodiversity from 2006 in each Member State

Work on developing an EU Business & Biodiversity initiative has involved consultations with businesses, NGOs and Member States. Business and Biodiversity was one of environmental priorities of the Portuguese Presidency during the second half of 2007 and a major conference on this subject, organised by the Presidency, took place in Lisbon on 12-13 November 2007. The Message from Lisbon, a consensus document from over 400 conference participants, half of them representing businesses, stressed the importance of engaging business in meeting the 2010 target, underlined the need for concerted action at the EU level. The Commission has followed upon the initiative and took action to establish an EU-wide technical support to help businesses to identify business risks and opportunities linked to biodiversity and how to amend their activities in a way that with keeping economic perspectives they don't damage or

even benefit biodiversity. The web-based EU Business and Biodiversity (B@B) Platform³⁷ was launched in June 2010. Key priority sectors chosen for the first year of the project assisting the EU B@B initiative are agriculture, food supply industry, forestry, extractive, financial and tourism.

The EU funded pilot study³⁸ establishing biodiversity technical assistance units in three selected new Member States (Bulgaria, Hungary & Poland) approached to its end. It facilitated the creation of a new pro-biodiversity investment markets for businesses, especially small and medium enterprises (SMEs) and the banking sector, with a view to helping prepare bankable projects for future investment loans as well as developing special financial instruments dedicated to pro-biodiversity business activities.

A study on businesses' risk on biodiversity was prepared to provide decision-makers with recommendations on incentives to business to minimise their risk related to ecosystem services.

The Economics of Ecosystems and Biodiversity works towards preparing the TEEB specialised report on Biodiversity and Business (D3 report), which is due for July 2010 and will be presented in CBD COP-10 in Nagoya alongside with the other TEEB reports.

Additionally, the Commission has started discussions with the European Investment Bank (EIB) and the European Bank for Reconstruction and Development (EBRD) to explore possibilities for enhancing financial opportunities for biodiversity and engaging more the private sector.

The Commission is investigating possibilities of marked based instruments and ways to valorise and better incorporate biodiversity into corporate decisions and actions in order to better engage private sector and to balance the loss created and the benefits gained by businesses.

In 2008 the Commission has launched some initiatives aiming at the development and rewarding of Partnerships in the context of the management of the Natura 2000 network. The first initiative includes the establishment of a web-based 'Natura 2000 communication platform'. This will allow different socio-economic sectors to become actively involved on their own initiative in the exchange of good practice and the preparation of sector-specific guidance and recommendations for good conduct. The second initiative is the development of a 'Natura 2000 Partner Reward Scheme'. This will reward individuals, organizations and public institutions that show particular merit in promoting the management of and the communication on Natura 2000. Both initiatives are well under way, and the launch of the instruments is expected in 2010.

The Commission is also working together with the insurance industry to develop instruments and financial security solutions under the requirements of the Environmental Liability Directive (ELD). This may lead to the production of guidelines for compensating for damages in biodiversity under the ELD. Furthermore the Commission has addressed the issue of remediation of environmental damage covered under the ELD with major industrial sectors.

³⁷ http://ec.europa.eu/environment/biodiversity/business/index_en.html

³⁸ www.smeforbiodiversity.eu

National partnerships for biodiversity including private sector involvement:

Amongst the actions identified in the Biodiversity Action Plan, supporting measure B3 requires that Member States facilitate biodiversity partnerships from 2006 onwards. In 2008, twenty Member States (74%) indicated that they had national initiatives aimed at promoting various types of partnerships for biodiversity. In 2010 information is provided on partnerships at a range of institutional levels as follows and although the data are not directly comparable they suggest an improvement in the level of partnerships between 2008 and 2010.

Action B3.1.2 requires Member States to facilitate farming and biodiversity partnerships and/or forestry and biodiversity partnerships at the national, sub-national and local levels. In 2008, the most common partnerships were related to the farming and tourism sectors (13 of the 20 countries in each case). In 2010, three Member States reported they had facilitated partnerships at all levels (Czech Republic, Estonia and Hungary). Three other Member States reported they had facilitated these partnerships (Austria, Ireland and Luxembourg) at the national level while Belgium reported partnerships had been facilitated at sub-national level. Three other Member States (Germany, Denmark and France) had facilitated partnerships at two levels. Overall, the majority of countries with partnerships have facilitated these at the national level (8 Member States), sub-national level (6 Member States) and lastly the local level (5 Member States). However, no data on the number of these partnerships were provided by the majority of Member States (59%). Cyprus stated that no partnerships had been facilitated.

SM3 Table 1 Details of MS responses indicating that they have facilitated farming and biodiversity partnerships and/or forestry and biodiversity partnerships at the national, sub-national and / or local level. NB: The number of partnerships in each Member State was not possible to quantify. The information shown may represent one or more partnerships. Green = partnership has or is being facilitated by the MS, red = no partnerships, grey = no information available.

	AT	BE	BG	CY	CZ	DE	DK	EE	EL	ES	FI	FR	HU	IE	IT	LT	LU	LV	MT	NL	PL	PT	RO	SE	SI	SK	UK
Local level partnership(s)	Green	Grey	Grey	Red	Green	Grey	Green	Green	Grey	Grey	Grey	Green	Green	Green	Grey	Grey	Green	Grey	Grey	Grey	Grey	Grey	Grey	Grey	Grey	Grey	Grey
Sub-national level partnership(s)	Grey	Green	Grey	Red	Green	Green	Grey	Green	Grey	Grey	Grey	Green	Green	Red	Grey	Grey	Grey	Grey	Grey	Grey	Grey	Grey	Grey	Grey	Grey	Grey	Grey
National level partnership(s)	Grey	Grey	Grey	Red	Green	Green	Green	Green	Grey	Grey	Grey	Grey	Green	Red	Grey	Grey	Grey	Grey	Grey	Grey	Grey	Grey	Grey	Grey	Grey	Grey	Grey

Supporting measure B3.1.5 of the BAP requires that Member States facilitate planning and biodiversity partnerships. In 2010, seven Member States (Belgium, Germany, Denmark, Luxembourg, Lithuania, Malta, Sweden and the United Kingdom) reported partnerships

between planning and biodiversity had been facilitated at the local, subnational and/or national levels. However, the majority of MS (14 Member States) reported that they had not facilitated such partnerships. The remaining four Member States (15%, Bulgaria, Greece, Netherlands and Slovenia) did not provide any information.

SM1 Table 2 Details of MS responses indicating that they have facilitated biodiversity and planning partnerships at the national, sub-national and / or local level. NB: The number of partnerships in each Member State was not possible to quantify. The information shown may represent one or more partnerships. Green = partnership has or is being facilitated by the MS, red = no partnerships, grey = no information available.

	AT	BE	BG	CY	CZ	DE	DK	EE	EL	ES	FI	FR	HU	IE	IT	LT	LU	LV	MT	NL	PL	PT	RO	SE	SI	SK	UK	
Local level partnership(s)	Grey	Green	Grey	Red	Red	Green	Green	Red	Grey	Red	Red	Red	Red	Red	Red	Red	Grey	Red	Green	Grey	Red	Red	Red	Green	Grey	Red	Green	
Sub-national level partnership(s)	Grey	Green	Grey	Red	Red	Green	Green	Red	Grey	Red	Red	Red	Red	Red	Red	Red	Green	Red	Green	Grey	Red	Red	Red	Red	Red	Grey	Red	Green
National level partnership(s)	Red	Green	Grey	Red	Red	Green	Green	Red	Grey	Red	Red	Red	Red	Red	Red	Red	Green	Red	Green	Grey	Red	Red	Red	Red	Green	Grey	Red	Green

Supporting measure B3.1.6 requires that Member States facilitate business and biodiversity partnerships from 2006 onwards. In the 2008 Mid-Term Review, five Member States (19%) reported that had developed national or sub-national recognition or award schemes promoting business engagement with biodiversity (Belgium; Cyprus; Latvia; Slovenia; United Kingdom), 9 Member States had no such scheme and 13 Member States failed to provide this information.

Although the data between 2008 and 2010 cannot be directly compared, there were indications of improvement with 30% of Member States reporting partnerships between the business sector and biodiversity. Five Member States (Czech Republic, Estonia, France, Ireland and Belgium) reported partnerships for 3-4 years between 2006 and 2009 and the three Member States (Austria, Germany and Portugal) reported partnerships had been facilitated in one year during this same period. However, six Member States (Cyprus, Denmark, Lithuania, Luxembourg, Latvia and Poland) reported no such partnerships had been facilitated and most Member States (Bulgaria, Greece, Spain, Finland, Hungary, Italy, Malta, Netherlands, Romania, Sweden, Slovakia, Slovenia, and the United Kingdom) did not provide any information on this at all.

SUPPORTING MEASURE 4. BUILDING PUBLIC EDUCATION, AWARENESS AND PARTICIPATION

A. Context

Biodiversity loss can only be halted if all sectors of society – from public authorities and industry to private landowners and individual members of the general public – are actively involved. First step for the general public is information and understanding of biodiversity and our dependence on its ecosystems' goods and services, and next steps are awareness raising about the threats to biodiversity and what the public can do to contribute to halting the loss.

B. Progress assessment

a. Target 4.1 10 million Europeans actively engaged in biodiversity conservation by 2010, [15 million by 2013]

The 'European communications and outreach campaign on Biodiversity' was launched mid February 2010 and it consists of: multilingual website, Facebook application, video clip for on-line use, PR events and events for general public at the occasion of 22nd of May (in 6 target countries) and a street art happening that took place at the Green Week 2010, paid advertising (outdoor, press, on-line). The Biodiversity Campaign's strategy is to show the relevance of biodiversity and the implications its loss has for our daily lives (e.g. provision of goods and services such as clean air, food, water, medicines, etc.). This strategy is executed through visual identity / slogan that show how human society is interconnected with a larger life's system, and thus, depend on it. Available indicators suggest that the implementation so far is very successful (2.2 million visits to the website, more than 1 million views of the viral clip, above average click-through rate for the on-line advertisement, high press coverage of PR events). Continuation of activities in the second half of 2010 is foreseen, with further focus on social media and approaching people with messages in innovative and original ways.

Since the 2008 mid-term review of the BAP, several communication materials have been produced, including leaflets, factsheets and Video News Releases on the Biodiversity Action Plan Mid term Report, the Message from Athens, Health check for Habitats and Species, Invasive Alien Species, Nature's role in climate change, Ecosystem Goods and Services, TEEB and Wild Europe. Key information material on Natura 2000 was updated and translated into more languages, and the Natura 2000 Newsletter is published twice a year.

Additionally, most LIFE projects include communication and awareness raising. Additionally, there are some that are especially dedicated to raise awareness on biodiversity, like the one on 'European Capitals of Biodiversity' or the 'Business and Biodiversity Campaign'.

A Flash Eurobarometer³⁹ report on the attitudes of Europeans towards the issue of biodiversity, based on a survey of over 25,000 people in all Member States, was published in November 2007. In March 2010 the report of the second wave⁴⁰ of this survey, where over

³⁹ Flash Eurobarometer 219: Attitudes of Europeans towards the issue of Biodiversity, Analytical report, http://ec.europa.eu/public_opinion/flash/fl_219_en.pdf

⁴⁰ Flash Eurobarometer 290: Attitudes of Europeans towards the issue of biodiversity, Analytical report Wave 2, http://ec.europa.eu/public_opinion/flash/fl_290_en.pdf

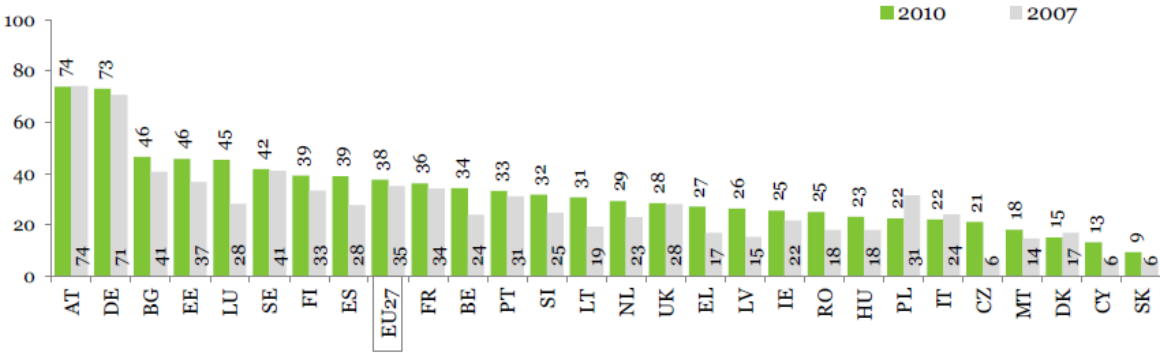
27,000 people were interviewed across all Member States, was published to provide comparative data between the two waves.

Based on the 2010 report, two-thirds of EU citizens surveyed were familiar with the term ‘biodiversity’: 38% knew the meaning of the term and 28% stated that they had heard of biodiversity but did not know its meaning. This compares favourably to 2007, when only 35% of citizens surveyed knew the meaning of the term biodiversity.

A comparison between the 2007 and 2010 results also showed that, in 12 of the 27 EU Member States, the proportion of respondents who had never heard about the term ‘biodiversity’ decreased by at least five percentage points. Furthermore, in most of these countries, the corresponding increase in awareness of the term was primarily among those who said that they also knew its meaning.

Luxembourg, the Czech Republic, Lithuania, Spain and Latvia have seen the largest increases in the proportion of respondents who knew the meaning of the term ‘biodiversity’ (between +11 and +17 percentage points). For example, in 2007, just 6% of respondents in the Czech Republic said they knew what ‘biodiversity’ meant; in 2010, however, this proportion has increased to 21% (+15 percentage points). Similarly, in Luxembourg the proportion of respondents who said they were aware of the meaning of the term ‘biodiversity’ has increased from 28% in 2007 to 45% in 2010 (+17 percentage points).

An opposite trend was seen in just one country: in 2007, about 3 in 10 Polish interviewees said they knew the meaning of the term ‘biodiversity’ in 2010, however, this proportion was nine percentage points lower (a decrease from 31% to 22%).



Q1 (2010). Have you ever heard the term “biodiversity”?
 Q1 (2007). Are you aware of the term “biodiversity”?
 Base: all respondents, % of “Heard of it and knows what it means”, by country

SM 4 Figure 1 Familiarity with the term ‘biodiversity’, 2007-2010. Source: Flash Eurobarometer 290: “Attitudes of Europeans towards the issue of biodiversity, second wave, The Gallup Organisation

Awareness of Natura 2000 network

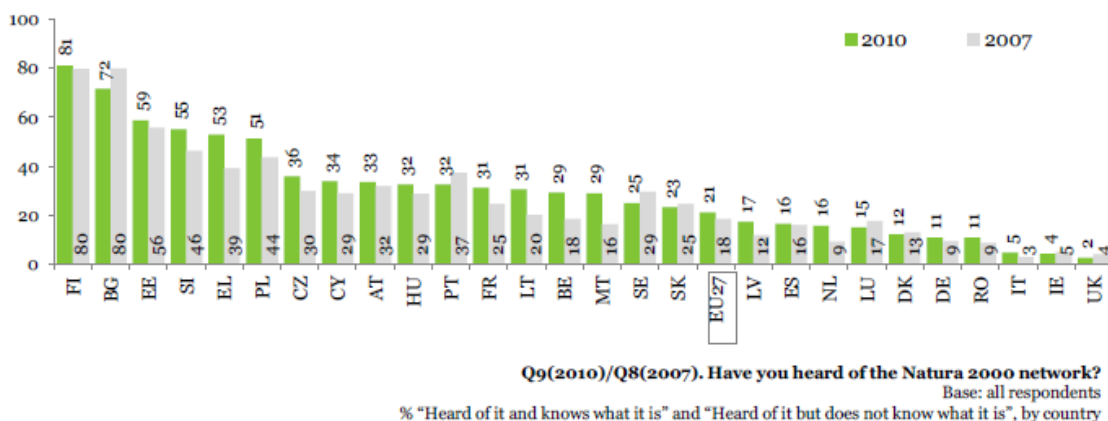
In June 2010, the Commission has launched a call for tender to develop a complementary communications strategy, focusing on the promotion of Natura 2000 – to consolidate the awareness and positive image of this network of conservation areas.

The 2010 survey results showed that EU citizens have remained relatively unfamiliar with the term ‘Natura 2000’. Almost 8 in 10 respondents said they had never heard of ‘Natura 2000’ (78%; compared to 80% in 2007). Awareness levels of the term ‘Natura 2000’ differed

markedly between Member States. The proportion of respondents who said they had never heard of the term 'Natura 2000' ranged from 19% in Finland to 96-97% in Ireland and the UK.

In nine countries, the proportion of respondents who had heard of 'Natura 2000' increased by more than five percentage points from 2007 to 2010; this increase was largest in Greece (from 39% in 2007 to 53% in 2010) and Malta (from 16% in 2007 to 29% in 2010).

EU citizens who were familiar with the term 'Natura 2000' did not necessarily know its actual meaning: 13% of respondents said they had heard of the network but did not know exactly what it was. Less than a tenth (8%) stated that they had heard of the Natura 2000 network and that they also knew what it represented.



SM 4 Figure 2 Awareness of the Natura 2000 network, 2007-2010 Source: Flash Eurobarometer 290: "Attitudes of Europeans towards the issue of biodiversity, second wave, The Gallup Organisation

National/Sub-national public awareness campaigns/initiatives

Nine Member States had developed a national communication campaign in support of the EU Biodiversity Action Plan (BAP), six of these had been fully implemented (Austria, Spain, Ireland, Italy, Luxembourg and the Netherlands) and three of these partially implemented (Belgium, Lithuania, UK).

In Luxembourg, a campaign on biodiversity and nature conservation was implemented in 2007. This consisted of a website, a film clip shown in major cinemas, news pieces in daily newspapers and internet news sites and the publication of a brochure. The brochure had the support of national celebrities and aimed to demonstrate that everyday choices and behaviours can have a positive effect on nature conservation and biodiversity. The website has now been reorganized to reflect the national partnership dedicated to celebration of the international year for biodiversity. In Spain, the communication campaign also focused on broadcasting in the press, media, radio and television. In Ireland, a campaign called "Notice Nature" had the aim of raising the awareness of the importance of biodiversity and to encourage everyone to play their part in its protection. In Italy, a campaign was delivered in collaboration with WWF Italy. The main outcomes were made available on the internet and included a translation of the BAP, a video, a slide presentation poster, three brochures and posters. In Austria, the communication campaign was also delivered by the Federal Ministry of Agriculture, Forestry, Environment and Water Management in cooperation with the NGOs (Naturschutzbund, WWF Austria, BirdLife Austria). The Dutch communication strategy 'COMBIO' (Communication Biodiversity) supported international communication between governmental bodies, NGOs

and businesses. In addition, educational programmes on biodiversity were supported through grants and by the publication of policy documents regarding Environmental Education and Education for Sustainable Development.

However, most Member States (Cyprus, Czech Republic, Germany, Denmark, Estonia, France, Hungary, Latvia, Portugal and Sweden) have not developed or implemented national communication campaigns in support of the EU BAP. Two Member States were developing communications campaigns (Malta and Poland). There was no information available for six of the Member States (Bulgaria, Greece, Finland, Romania, Slovenia and Slovakia).

Seventeen national Environment Ministries made a declaration supporting the implementation of joint actions under the 2010 Countdown Initiative which is coordinated by IUCN and is aimed at encouraging a network of partnerships (including national, regional and local governments, businesses and civil society) to work together towards the 2010 biodiversity target, co-financed by the EU. In this regard, parties joining the Countdown 2010 Initiative committed themselves to deliver on special goals and to carry out specific actions developed and signed up to when joining. This includes awareness raising, communication, organising events and encouraging and supporting businesses in mainstreaming biodiversity conservation or supporting local and regional authorities in including biodiversity in their planning work. Ten of the seventeen Member States which have joined the Initiative provided funding towards projects (Austria, Belgium, Germany, Denmark, Finland, France, Ireland, Italy, Netherlands and the UK). The total contributions over 2006 to 2008 were 16.3 million Euros. Bulgaria, Cyprus, the Czech Republic, Greece, Lithuania, Latvia, Malta, Poland, Romania and Slovakia did not a sign declaration supporting the implementation of joint actions under the 2010 Countdown Initiative or provide any funding towards it.

C. MONITORING, EVALUATION AND REVIEW

ANNUAL REPORTING, INDICATORS, MONITORING

A. Context

The SEBI 2010 (Streamlining European 2010 Biodiversity Indicators) process has provided a streamlined set of biodiversity indicators for Europe ensuring consistency between national and international biodiversity indicator sets.

Methodological discussions are still ongoing on the biodiversity-related indicators (e.g. farmland bird and High-Nature Value Farmland) in the Common Monitoring and Evaluation Framework (CMEF) under the rural development policy.

Work is in progress to develop coordinated monitoring approaches and tools, and to streamline and modernise the reporting tasks under the Habitats⁴¹ and Birds⁴² directives, including the dataflow on the Natura 2000 network and to co-ordinate between reporting under the Water Framework Directive and the nature directives (Birds and Habitats).

⁴¹ Council Directive of 92/43/EEC on the conservation of natural habitats and of wild fauna and flora, OJ L 206, 22.7.1992, p. 7.

⁴² Council Directive 79/409/EEC on the conservation of wild birds, OJ L 103, 25.4.1979, p. 1.

Based on the best available sources of information, the European Environment Agency (EEA) has published the EU 2010 biodiversity baseline in June 2010 to support post-2010 policy development. The EU 2010 biodiversity baseline provides the latest information on the state of biodiversity and ecosystem services within the EU. It is available from the Biodiversity Information System for Europe (BISE)⁴³, the single entry point for data and information on biodiversity and ecosystems in the EU, also launched in June 2010.

B. Progress assessment

Target 1.1 Annual, Mid-Term and Final Reports submitted in timely fashion to Council and Parliament

[**Action:** C1.1.1: Submit annual report on progress in implementation to Council and Parliament [starting end 2007]. **MS action:** Contribute information on MS-level implementation to reports]

The Commission published its first report on progress in implementation of the Action Plan, starting with the period from adoption of this Communication to end 2007 in December 2007. The second report (2008) included a concise mid-term evaluation⁴⁴ of progress towards the 2010 targets based on the headline set of SEBI 2010 indicators, and assessment of progress in implementation at Community and Member States level, which was transmitted to the other EU institutions (EP, Council, Committee of the Regions and Social and Economic Committee), which formally provided their views.

The current report is an update of the 2008 assessment, and follows a similar structure, covering both EU and MS level actions taken since 2008. Information to compile the different components were taken from official data sources available to the Commission, information collected from within Commission services (especially see BAP table on EU action), dedicated BAP reports submitted by Member States (especially see MS Country Profiles) and updates of the SEBI 2010 indicators (see SEBI 2010) and EU 2010 Biodiversity Baseline by EEA.

The EC and EEA together with the Secretariat of the Convention on Biological Diversity and UNEP World Conservation Monitoring Centre (UNEP-WCMC) are actively involved in the improvement of the alignment and synchronisation of biodiversity reporting based on a streamlined set of indicators (e.g. 4th Convention on Biological Diversity National Report – 4NR, 3rd Global Biodiversity Outlook - GBO3, global Biodiversity Indicator Partnership - BIP). This includes the development of the European Common Database on Designated Areas- the so called ECDDA, which includes the Natura 2000 database, as part of the World Database on Protected Areas (WDPA), where efforts are being joined with the Council of Europe in sharing procedures for the information included.

Target 1.2 Indicators in place and informing policy-decisions by 2010

[**Action:** C1.2.1: Adopt and apply [by 2007], at EC and MS levels, a small set of *biodiversity headline indicators* (see Annex 2) which inform the public and decision-makers on the state and trends of biodiversity, pressures on biodiversity and the effectiveness of key policy

⁴³ <http://www.biodiversity.europa.eu/>

⁴⁴ COM(2008)864 final

measures; adopt and apply at EC level a biodiversity index as a *Sustainable Development Indicator* and as a *Structural Indicator* [by 2007]. **MS action:** Engage with Commission in indicator development, adopt in Council, support data flow]

The SEBI assessment report 2009 concluded that the 2010 target to halt biodiversity loss in Europe would not be met. Two forthcoming EEA reports will contribute to the post-2010 vision and target currently being discussed at EU and global levels. The SEBI assessment report 2010⁴⁵ will shift to a broader perspective, moving beyond focal areas and headline indicators to address Europe's ecosystems and their management. The global Biodiversity Indicators Partnership (BIP) supported by the EC has contributed to the 2010 Millennium Development Goals Report and the Global Biodiversity Outlook 3 (GBO3). A new methodological report⁴⁶ will take stock of the SEBI 2010 set three years after its adoption and will evaluate which indicators can be improved, and which gaps need filling in order to assess progress to the post-2010 biodiversity targets. This is in line with the outcomes of the Expert Workshop on the 2010 Biodiversity Indicators and Post-2010 Indicator Development, held in Reading, UK, in July 2009.

Based on available information, it is only Cyprus and Luxemburg not having national biodiversity indicators. This is an improvement of 9 compared to the 2008 figure of 16 Member States. In Cyprus the development of biodiversity indicators is underway. In Luxembourg, a national biodiversity monitoring programme has been developed between 2008 and 2009. Its implementation will begin in 2010. A number of biodiversity indicators will be derived from the national biodiversity monitoring programme and will be regularly updated.

Some countries (Belgium, the Netherlands, and the UK) have aligned their indicators to the SEBI framework. All SEBI indicators find corresponding indicators at national level of the Member States. Twenty five Member States have some indicators that correspond with the SEBI indicator framework. According to the information available (MER table 1), national indicators that correspond to SEBI 2010 indicators show a bias towards the following SEBI indicators: Nationally designated protected areas (23 Member States); Abundance and distribution of selected species (birds; butterflies) (22); Freshwater quality (20); Species of European interest (19); Habitats of European interest (18); and Invasive alien species in Europe (17). SEBI indicators that have few corresponding national indicators include the following: Fragmentation of river systems (5 Member States); Aquaculture: effluent water quality from finfish farms (2); and Patent applications based on genetic resources (2).

MER table 1: The number of Member States using the SEBI 2010 indicators (source: Country Profiles).

SEBI 2010 indicator	Number of Member States using the indicator
Abundance and distribution of selected species (birds; butterflies)	22
Red List Index for European species	11
Species of European interest	19
Ecosystem coverage	15
Habitats of European interest	18

⁴⁵ SEBI assessment report 2010 will be available in October 2010.

⁴⁶ The methodological report will be available early in 2011.

Livestock genetic diversity	10
Nationally designated protected areas	23
Sites designated under the EU Habitats and Birds Directives	15
Critical load exceedance for nitrogen	13
Invasive alien species in Europe	17
Impact of climate change on bird populations	8
Marine Trophic Index of European seas	7
Fragmentation of natural and semi-natural areas	14
Fragmentation of river systems	5
Nutrients in transitional, coastal and marine waters	9
Freshwater quality	20
Forest: growing stock, increment and fellings	15
Forest: deadwood	11
Agriculture: nitrogen balance	13
Agriculture: area under management practices potentially supporting biodiversity	17
Fisheries: European commercial fish stocks	8
Aquaculture: effluent water quality from finfish farms	3
Ecological Footprint of European countries	5
Patent applications based on genetic resources	2
Financing biodiversity management	13
Public awareness	10

In the context of the 'Beyond GDP' initiative, the European Commission is working on building a composite index of environmental pressures aiming at complementing the GDP, which would include indicators related to biodiversity and land (<http://www.beyond-gdp.eu/EUroamap.html>).

SEBI 2010 has also contributed to the update, improvement and review of the section on natural resources of the ESTAT Sustainable Development Monitoring Report published in 2009.

Towards a shared information system for biodiversity

The Biodiversity Data Centre⁴⁷ launched by the EEA in 2010 provides access to data and information on species, habitat types and sites of interest in Europe and to related products for biodiversity indicators and assessments. Priority is given to policy-relevant data and information for European and national institutions, professionals, researchers and the public. The new Natura 2000 viewer enables the users to locate and explore Natura 2000 sites anywhere in the EU at the press of a button⁴⁸.

Based on SEBI 2010 indicators, conservation status assessments of species and habitats of Community interest and other official sources of information, the EEA has developed the EU 2010 biodiversity baseline and related indicators (SEBI) on the state of biodiversity and ecosystem services within the EU and at global level, and launched the Biodiversity

⁴⁷ <http://www.eea.europa.eu/themes/biodiversity/dc>

⁴⁸ <http://natura2000.eea.europa.eu>

Information System for Europe (BISE)⁴⁹, the single entry point for data and information on biodiversity and ecosystems in the EU.

In 2010, the EEA will produce a strategic plan to fill the knowledge gaps, in particular indicators for ecosystems and ecosystem services.

Target 1.3 Monitoring providing adequate data flow for implementation of indicator set, for reporting on favourable conservation status, and for broader assessment of effectiveness of the Action Plan by 2010

[Action C.1.3.1: Establish *reference values for favourable conservation status* for Habitats and Birds Directive habitats and species to achieve a consensus of definitions across Member States [2006/07]; monitor habitats and species status in relation to these values [2007 onwards].]

[Action C.1.3.2: Use, and as necessary develop, *monitoring tools, approaches and frameworks* (building on those existing, including those of civil society) in order to establish and coordinate adequate harmonised data flows for the biodiversity indicators to reveal key trends [2007 onwards].]

[Action C1.3.3: Develop shared information system for biodiversity monitoring and reporting in the EU, based on agreed biodiversity indicators, which makes data available to all interested users, streamlines reporting and supports policy evaluation and development at national, regional and global levels [2006 onwards].]

The first major 'health check' of the conservation status of species and habitats of Community interest under Article 17 of the Habitats Directive was published in 2009. The European Topic Centre on Biological Diversity of the European Environment Agency completed the first ever assessment by biogeographic regions (see detailed results used for the purpose of this report in objective 1).

Based on available information it appears that numerous biodiversity monitoring programmes and schemes have been developed in the Member States, some of them long-standing ones, while others have been established more recently. These programmes cover a wide range of biomes and species, in particular those of the Annexes of the Habitats and Birds Directives (MER tables 2 and 3). As for habitats, the schemes focus on monitoring freshwater habitats (48 schemes), forests (47), coastal habitats (39), grasslands (37) and bog, mires and ferns (30). Belgium, Germany and Sweden have more than 25 habitat monitoring schemes each.

MER table 2: Estimated number of monitoring schemes for each habitat type across 15 Member States for who information is available (Belgium, Czech Republic, Cyprus, Estonia, Germany, Hungary, Ireland, Latvia, Lithuania, Luxembourg, Netherlands, Poland, Portugal, Slovenia and Sweden) (source: Country Profiles).

Member State	Habitat Types									
	Coastal	Dunes	Freshwater	Heath scrub	Sclerophyllous scrub	Grasslands	Bogs, mires and fens	Rocky habitats	Forests	Other habitats
BE	5	3	7	1	1	2	2	1	7	1
CY	1		1	1	1	1				
CZ	1	1	1	1	1	1	1	1	1	1
DE	12	12	12	5	1	15	8	9	17	

⁴⁹ <http://www.biodiversity.europa.eu/>

EE	2			2		4	3	1	3	
HU	1		1	1	1	1	1		1	1
IE	3	1	3	0	1	1	3	2	1	
LT	1	1	3	1		1	1		1	1
LU			1	1	1	1	1	1	1	
LV	2	2	2	1	-	1	1	1	1	
NL	1	3	2	2	2	2	2	0	1	
PL	2	0	3	2	1	4	1	2	5	
PT	1		2	1		1	1	1	3	
SE	7	1	10	2	0	2	5	2	5	20
SI	0	0	0	0	0	0	0	0	0	0
EU	39	24	48	21	10	37	30	21	47	24

As regards to species, the monitoring schemes focus on specific species groups such as amphibian and reptiles (72 schemes), plants (123), birds (143), mammals (155) and fish (70) fig. 3 and 4). For more details on monitoring schemes see EUMON, the EU-wide monitoring methods and systems of surveillance for species and habitats of Community interest (<http://eumon.ckff.si/>).

Table 3: Estimated total number of monitoring schemes (across all species groups) for each Member State, including the total across the EU (information from Austria, Bulgaria, Cyprus, Denmark, Finland, France, Greece, Italy, Romania, Slovakia and United Kingdom was not available) (source: Country Profiles).

Member State	Species group					
	Birds	Mammals	Amphibians and reptiles	Fish	Invertebrates	Plants
Belgium	13	10	3	3	14	10
Czech Republic	1	39	32	18	46	51
Estonia	11	7	1	1	9	2
Germany	4	28	20	10	35	17
Hungary	4	5	2	1	4	2
Ireland	25	12	2	2	7	4
Latvia	2	0	1	1	0	1
Lithuania	5	1	1	1	1	1
Luxembourg	1	1	1	1	1	1
Malta	1			1		
Netherlands	1	1	1	2	1	2
Poland	11	2	3	15	4	20
Portugal	28	9	1	4	3	6
Slovenia	31	29	0	5	26	0
Spain	1	1	1	1	1	1
Sweden	4	10	3	4	5	5
European Union	143	155	72	70	157	123

The Common Bird indicator has been regularly updated by the pan-European Common Bird Monitoring Scheme (PECBM) with financial support of the European Commission (cf. SEBI 01). The Grassland Butterfly indicator has been developed by Butterfly Conservation Europe

with the financial support of the European Environment Agency. Many datasets on species are managed by NGOs (including research organisations) rather than national administrations. There is a need to improve access to these data sets, avoid overlap in efforts and ensure continuous support. This important issue is being discussed within 'The Conservation Commons', which is hosted at UNEP-WCMC (see www.conservationcommons.org).

Substantial progress has been made in EU to harmonise monitoring and reporting methods for European habitats and species, within the EU Expert Group on Reporting. The work on standardisation, synchronisation and modernisation of dataflow (use of IT-tools) as well as proposals for the presentation of these data & their analysis via the internet in order to be available and relevant to a wide range of users has considerably benefitted from the Biodiversity Information System for Europe (BISE) partnership between the European Commission (DG Environment, Joint Research Centre and Eurostat) and the EEA. It incorporates the network of the European Clearing House Mechanism within the context of the CBD.

Finally, modern monitoring technologies are being developed based on earth observations. Within the frame of the GMES initiative (Global Monitoring for Environment and Security), a number of satellite-based and in-situ biodiversity-relevant monitoring projects and exercises have been set up. As part of its contribution to the Global Earth Observation System of Systems (GEOSS), the European Community is funding under FP7 the European Biodiversity Observation Network (EBONE), a project to design and test a biodiversity observation system integrated in time and space. It is the European contribution to the Group on Earth Observations Biodiversity Observation Network (GEO BON), which is promoting coherence in biodiversity observations with regard to data architecture, scales and standards, observatory network planning and strategic planning for its implementation. By facilitating and linking efforts of countries, international organizations, and individuals, GEO BON will contribute to support the Convention on Biological Diversity. Future work involves the integration, cross-calibration and validation of field data and remote sensing observations for the collection, management, sharing, and analysis of data on the status and trends of the world's biodiversity http://earthobservations.org/cop_bi_geobon.shtml.

EVALUATION AND REVIEW

A. Context

The Commission undertook in its 2006 Communication on halting the loss of biodiversity by 2010 and beyond⁵⁰ to provide regular reporting to assess delivery of the EU biodiversity action plan and to determine progress towards meeting the 2010 target. A first progress evaluation, covering the period up to the end of 2007 and focusing on action at Community level, was finalised in January 2008⁵¹.

However, as most of the actions in the EU Biodiversity Action Plan are addressed at both EC and Member States levels, the objectives and targets cannot be effectively delivered without Community and national level co-operation and commitment. In this

⁵⁰ COM (2006) 216 Final

⁵¹ <http://eur-lex.europa.eu/LexUriServ/LexUriServ.do?uri=CELEX:52006DC0216:EN:NOT> .

http://ec.europa.eu/environment/nature/knowledge/rep_biodiv_ap/index_en.htm.

regard the second, 'mid-term' report⁵² (2008) aimed to evaluate progress at both Community and Member State level. Also, it represented the last real stock-taking opportunity before 2010 and provided a platform to revisit the issue of biodiversity protection at the highest political level by 2010. It was supported by more detailed evaluations of progress at EU and Member State levels as well as an indicator-based assessment of progress by the EEA⁵³.

This Consolidated Profile is part of the 2010 update of the progress report. It provides summary information on actions taken both at EU and MS level to meet the 2010 EU commitments. The quantitative data relate among others to the set of SEBI 2010 indicators. Information on Member States' performance was collected using Country Profiles. The information in the Country Profiles stems from standard data sources (for example Member State reporting on the implementation of other EU directives and multilateral environmental agreements) and from direct input from Member States.

B. Progress assessment

Target 1.4 Action Plan adjusted as necessary in 2010, [new plan adopted in 2013]

[Action C1.4.1: Submit to Council and Parliament in 2009 *a concise mid-term evaluation of progress towards the 2010 targets* (to end 2008) and make any essential adjustments in actions to meet targets.]

[Action C1.4.2: Submit to Council and Parliament, in 2011, *a full evaluation of extent to which EU has met its 2010 targets.*]

[Action C.1.4.3: Submit to Council and Parliament, in 2014, *a full evaluation of extent to which EU has met all post-2010 targets* of this Action Plan, and proposing *a new Action Plan for the period of the new Financial Perspectives post-2013.*]

This report is a response of the commitment of the European Commission to provide assessments to 2010 on progress in delivery of the EU Biodiversity Action Plan. It covers the period from the 2008 mid-term assessment of the EU BAP up to 2010 and focuses on both EU level and Member States' action.

Preparation of the report has involved consultations within the European Commission in the framework of the Biodiversity Interservice Co-ordination Group for the necessary updated assessment of EU level action for each of the actions of the Biodiversity Action Plan.

There have also been discussions with Member States both within the framework of meetings of the Nature Directors and of the Coordination Group for Biodiversity and Nature. Mechanism for Member State information inputs to the preparation of the mid-term report was agreed in 2009 and the structure of the report shared with Member States in November 2009, aimed at reducing the reporting burden to a minimum by making use of all relevant available information sources. Consistent with this agreement the Commission prepared a questionnaire for each Member State, prefilled with data originating from official data sources, to complete for the limited number of key issues which would otherwise not be covered by the report. This was sent to Member States in January 2009. After finalisation of

⁵² http://ec.europa.eu/environment/nature/biodiversity/comm2006/bap_2008.htm

⁵³ http://ec.europa.eu/environment/nature/biodiversity/comm2006/pdf/sebi_full.pdf

the MS reports submitted, Member States received the Country Profiles for validation before making them publicly available.

There have been significant delays in responses to the Questionnaire and three Member States did not provided any responses⁵⁴, which is an improvement compared to six who did not responded in 2008⁵⁵. There are only two Member States who did not participate in the reporting exercises. Based on available information the Commission has compiled country profiles for all Member States, with the assistance of a consultancy contract. The detailed information that underpins these country summaries is available on the ReportNet web site, to which Member States and all citizens have access. These profiles represent an important contribution to the assessment of national action to address the concerns of the Biodiversity Action Plan and to assess progress made during the years of implementation.

The State of the Environment perspective is supported by the EU 2010 biodiversity baseline and 26 SEBI 2010 biodiversity indicator fact sheets provided by the EEA.

The 2010 EU BAP report consists a summary of progress at EU level in relation to the objectives and targets; an updated assessment at EU level for each action of the BAP in a table showing progress made by 2008 and as of 2010; a Country Profiles for each 27 Member State; an indicator fact sheets from the European Environment Agency led project on Streamlining of European Biodiversity Indicators (SEBI); and this document, a synthesis consolidated report, combining for different objectives and targets the detailed progress assessments for EU and Member State level, the relevant indicators and any key messages.

For the period post 2010, the EU was called upon to develop a vision and a new headline target. On 15 March 2010, the Environment Council agreed on a new vision and target for biodiversity, reflecting the most ambitious option (option 4) set out in the Commission Communication "Options for an EU vision and target for biodiversity beyond 2010" adopted in January⁵⁶. European Heads of States subsequently, at the Spring European Council, endorsed the following vision and target on 26 March, noting that "There is an urgent need to reverse continuing trends of biodiversity loss and ecosystem degradation. The European Council is committed to the long term biodiversity 2050 vision and the 2020 target set out in the Council's conclusions of 15 March 2010." The Commission is in the process of developing a detailed strategy, aimed at achieving the 2020 EU biodiversity target.

VISION

by 2050 European Union biodiversity and the ecosystem services it provides – its natural capital – are protected, valued and appropriately restored for biodiversity's intrinsic value and for their essential contribution to human wellbeing and economic prosperity, and so that catastrophic changes caused by the loss of biodiversity are avoided

⁵⁴ Bulgaria, Greece, Slovakia

⁵⁵ Greece, Italy, Luxembourg, Malta, Portugal, Slovakia.

⁵⁶ COM(2010) 4 final, 19.01.2010.

HEADLINE TARGET

Halting the loss of biodiversity and the degradation of ecosystem services in the EU by 2020, and restoring them in so far as feasible, while stepping up the EU contribution to averting global biodiversity loss.