



COMMISSION OF THE EUROPEAN COMMUNITIES

Brussels, 11.12.2006  
SEC(2006) 1628

**COMMISSION STAFF WORKING DOCUMENT**

***Annex to the***

**REPORT FROM THE COMMISSION TO THE EUROPEAN PARLIAMENT,  
THE COUNCIL, THE EUROPEAN ECONOMIC AND SOCIAL COMMITTEE  
AND THE COMMITTEE OF THE REGIONS**

**SAPARD ANNUAL REPORT – Year 2005**

**{COM(2006) 780 final}**

## TABLE OF CONTENTS

<b>ANNEX A:</b>	Financial Execution
<b>ANNEX B:</b>	All Countries
Table I	Progression of payments
Table II	All Sapard Countries – EU allocation and the value of Sapard projects contracted since the start of the programme
Table III	Eight new Member States – EU allocation, value of Sapard projects contracted and payments since the start of the programme
Table IV	Bulgaria – EU allocation, value of Sapard projects contracted and payments since the start of the programme
Table V	Romania – EU allocation, value of Sapard projects contracted and payments since the start of the programme
Table VI	Number of projects contracted with final beneficiaries
Table VII	Amounts contracted to projects
<b>ANNEX C:</b>	Distribution of Sapard funds between measures
Annex C.1	Distribution of Sapard funds between measures for eight new Member States
Annex C.2.1	Amounts contracted in eight new Member States under rural infrastructure and processing and marketing measures
Annex C.2.1	Amounts contracted in eight new Member States under farm investment and diversification measures
Annex C.3	Amounts contracted per country
Annex C.3.1	CZECH REPUBLIC
Annex C.3.2	ESTONIA
Annex C.3.3	HUNGARY
Annex C.3.4	LATVIA
Annex C.3.5	LITHUANIA
Annex C.3.6	POLAND
Annex C.3.7	SLOVAKIA
Annex C.3.8	SLOVENIA
Annex C.3.9	BULGARIA
Annex C.3.10	ROMANIA
<b>ANNEX D:</b>	Modification of Sapard programmes
<b>ANNEX E:</b>	Conferral of Management

## ANNEX A – Financial Execution

**Table 1 – Execution of commitment appropriations available in the 2005 budget  
by 31.12.2005 (million EUR)**

<i>Budget lines</i>	<i>Budget 2005</i>	<i>transfers</i>	<i>total available</i>	<i>executed</i>	<i>%</i>	
<i>1</i>	<i>2</i>	<i>3</i>	<i>4</i>	<i>5</i>	<i>6 = 5/4</i>	<i>7</i>
05.050101	248,8	+1,5	250,3	250,3	100	the amount not used under Article 7(4) (1,5 million €) was made available to RO/BG
05.050102	–	–	–	–	–	
05.010403	1,5	–1,5	–	–	–	was made available for RO/BG under AFA 2005
05.490403	–	–	–	–	–	
<b>TOTAL</b>	<b>250,3</b>	<b>0</b>	<b>250,3</b>	<b>250,3</b>	<b>100</b>	

**Table 2 – Execution of payment appropriations available in the 2005 budget  
by 31.12.2005 (million EUR)**

<i>Budget lines</i>	<i>Budget 2005</i>	<i>transfers</i>	<i>total available</i>	<i>executed</i>	<i>%</i>	
<i>1</i>	<i>2</i>	<i>3</i>	<i>4</i>	<i>5</i>	<i>6 = 5/4</i>	<i>7</i>
05.050101	287,5	+36,1	323,6	254,4	78,6	execution of the programmes considerably slowed down in RO and BG during the last 2 quarters 2005
05.050102	290,0	+271,0	561,0	557,5	99,4	nearly all new Member States had reached or were close to the 95% ceiling
05.010403	1,5	–1,5				the amount was made available for the global transfer
05.490403	–	–	–	–	–	
<b>TOTAL</b>	<b>579,0</b>	<b>305,6</b>	<b>884,6</b>	<b>811,9</b>	<b>91,8</b>	

\* *Payment claims submitted by the Sapard beneficiary countries but not paid by the Commission at 31.12.2004.*

## ANNEX A – Financial Execution

**Table 3 – Commitments, payments and RAL by 31.12.2005**

	Commitments	Payments from the Commission			in % of available funds	RAL*
Country	Total AFAs 2000–2005*	Total payments made until 31.12.2004	Payments made in 2005	Payments made since start		
1	2	3	4	5 = 3+4	6 = 5/2	7 = 2–5
Bulgaria	362 311 633	91 041 117	67 185 699	158 226 816	43,7	204 084 817
Romania	967 411 692	198 243 313	187 200 496	385 443 809	39,8	581 967 883
<b>Total 05.050101</b>	<b>1 329 723 325</b>	<b>289 284 430</b>	<b>254 386 195</b>	<b>543 670 625</b>	<b>40,9</b>	<b>786 052 700</b>

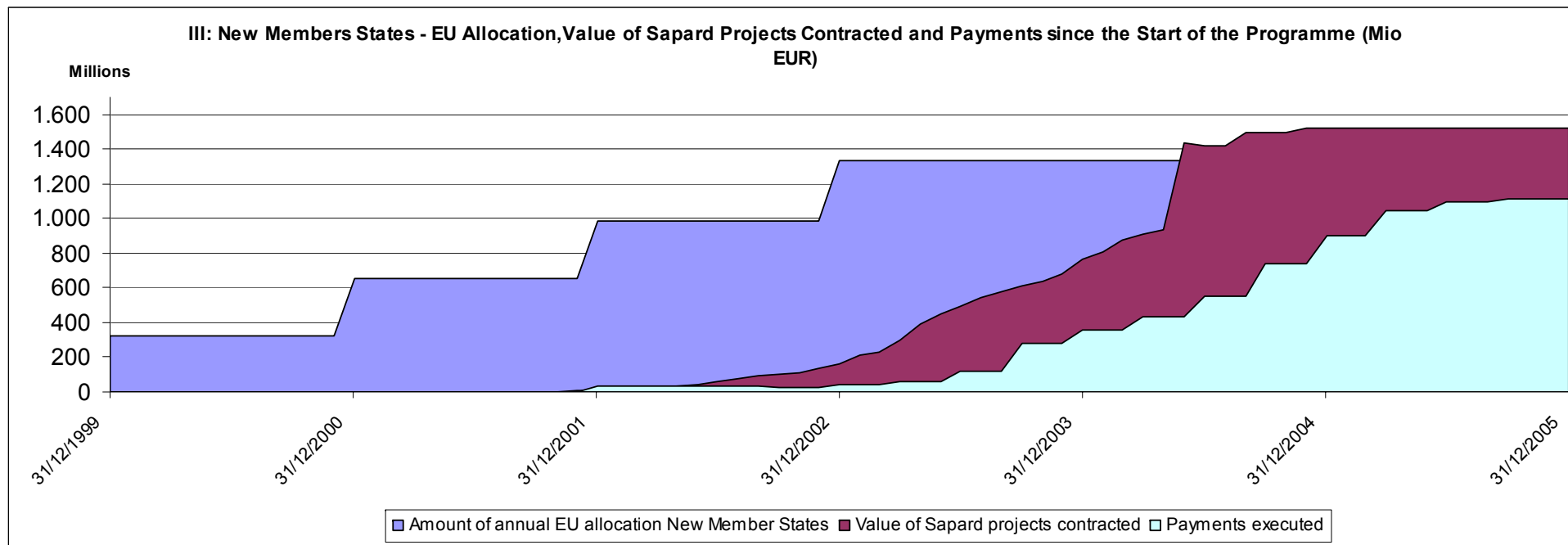
	Commitments	Payments from the Commission			in % of available funds	RAL*
Country	Total AFAs 2000-2003*	Total payments made until 31.12.2004	Payments made in 2005	Payments made since start		
1	2	3	4	5 = 3+4	6 = 5/2	7 = 2-5
Czech Rep.	92 787 704	78 815 782	9 332 536	88 148 318	95,0	4 639 386
Estonia	51 043 119	46 521 522	1 969 441	48 490 963	95,0	2 552 156
Hungary	160 039 127	35 672 520	108 584 560	144 257 080	90,1	15 782 047
Lithuania	125 448 234	87 710 171	31 465 651	119 175 822	95,0	6 272 412
Latvia	91 883 502	67 401 594	19 562 912	86 964 506	94,6	4 918 996
Poland	709 409 786	334 862 363	339 076 932	673 939 295	95,0	35 470 491
Slovenia	26 650 758	18 959 975	6 358 244	25 318 219	95,0	1 332 539
Slovakia	76 915 845	31 901 358	41 168 694	73 070 052	95,0	3 845 793
<b>Total 05.050102</b>	<b>1 334 178 075</b>	<b>701 845 285</b>	<b>557 518 970</b>	<b>1 259 364 255</b>	<b>94,4</b>	<b>74 813 820</b>

\* Based on global commitments.

\*\* €573,5 million which was paid to the Sapard countries include €173,5 million an additional amount transferred by the budgetary authority. Payment claims amounting to €86,5 million remained pending in 2004 due to insufficient funds.

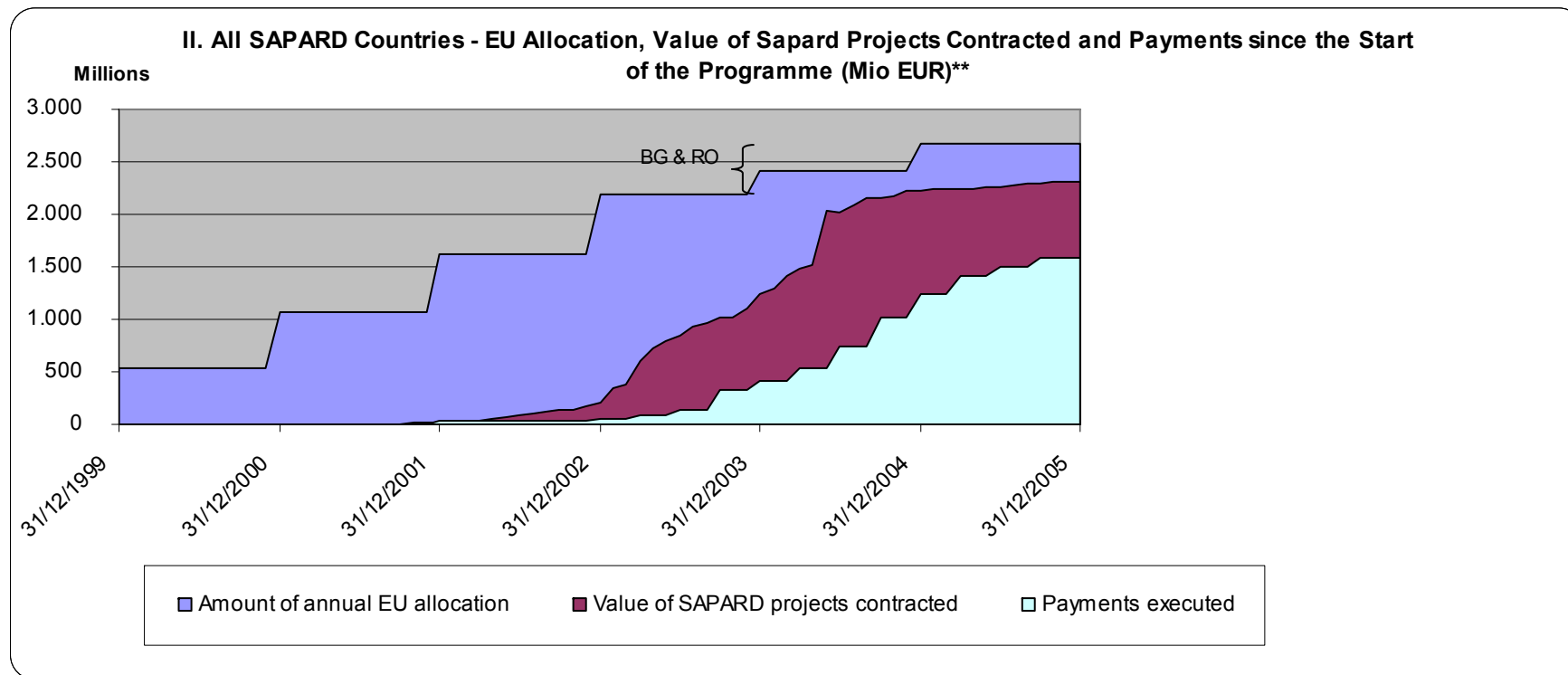
\*\*\* Out of €991 million actually paid to the Sapard countries €259 million represented payments on account and €732 represented reimbursement payment based on expenditure declarations.

**ANNEX B – All Countries**



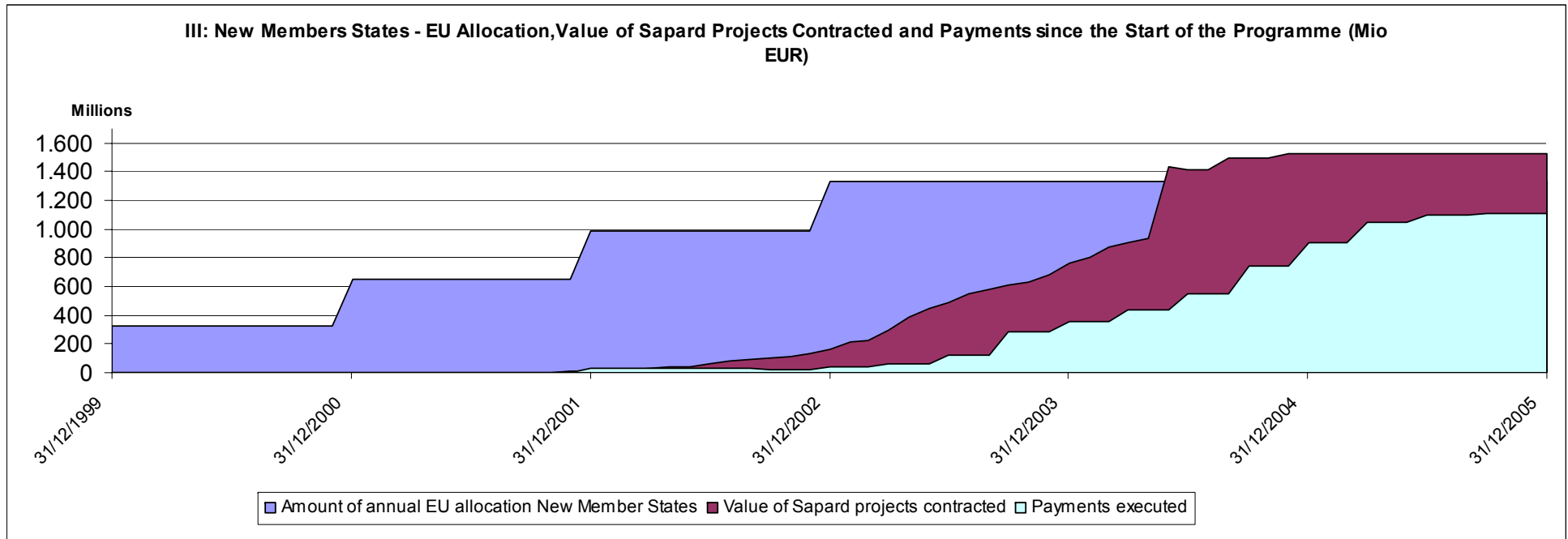
\* Payments including payment requests in treatment.

## ANNEX B – All Countries

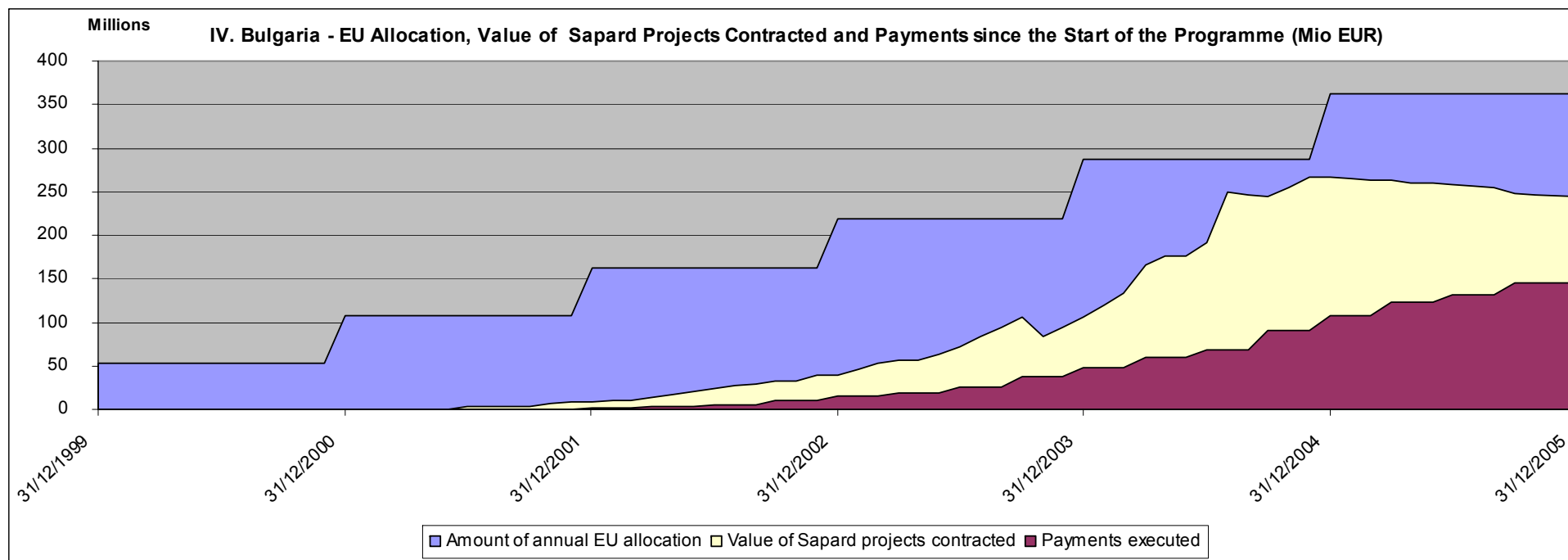


\* In 2004 and 2005, only Bulgaria and Romania were allocated further €477,0 million of EU funds.

**ANNEX B – All Countries**



## ANNEX B – All Countries



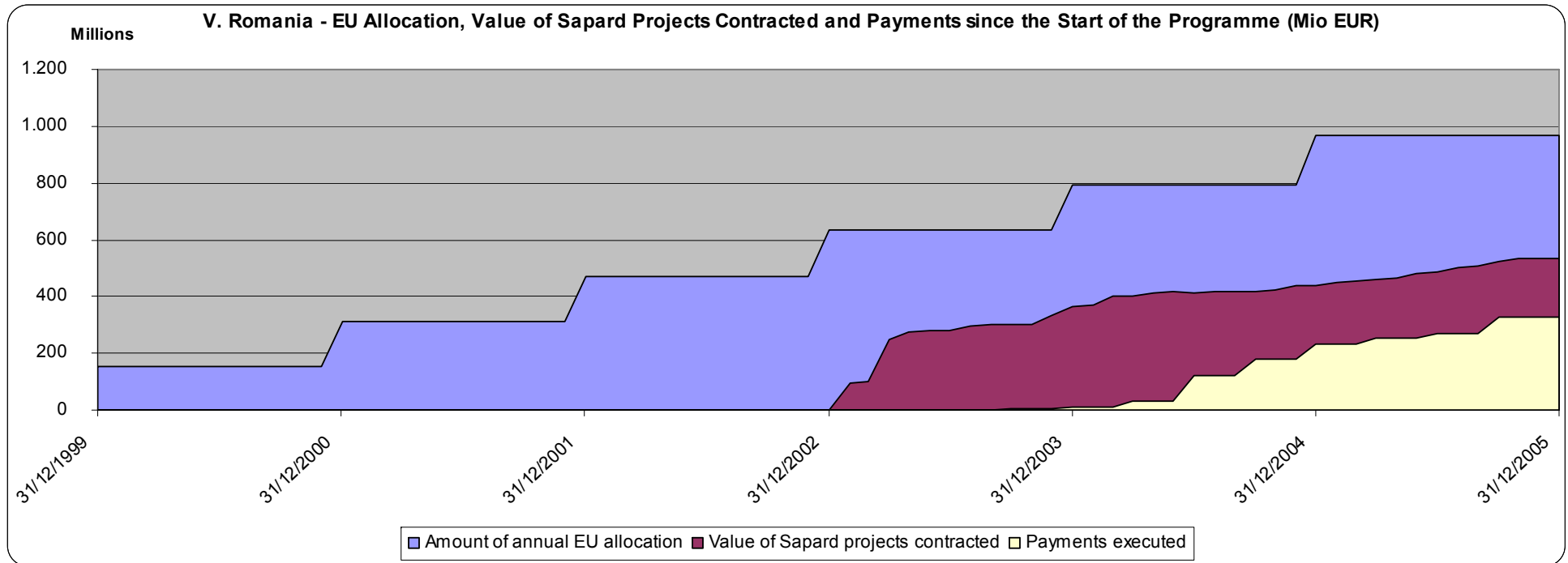
\* Payments including payment requests in treatment.

\*\* The amount indicated is partially paid in 2005.

\*\*\* In 2004, only Bulgaria and Romania were allocated further € 226,7 million of EU funds.

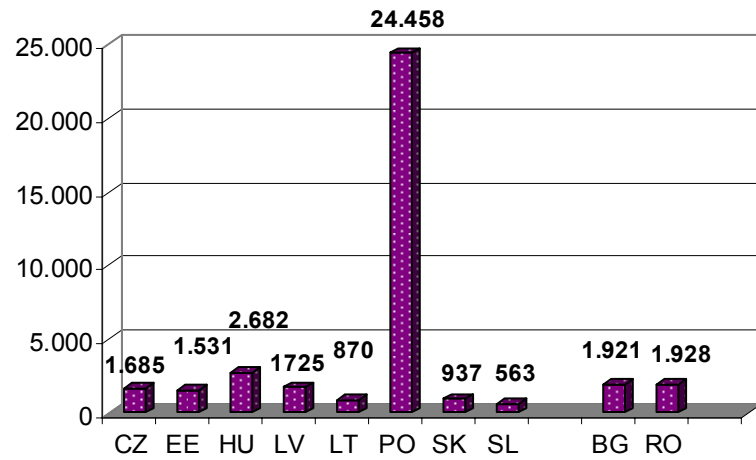


**ANNEX B – All Countries**

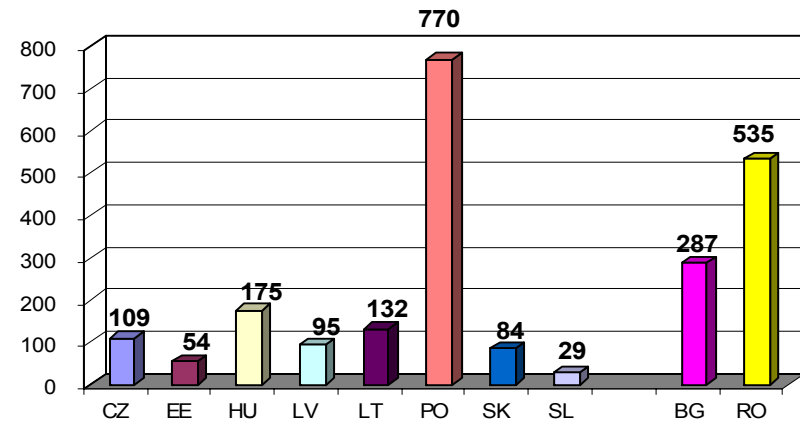


**ANNEX B – All Countries**

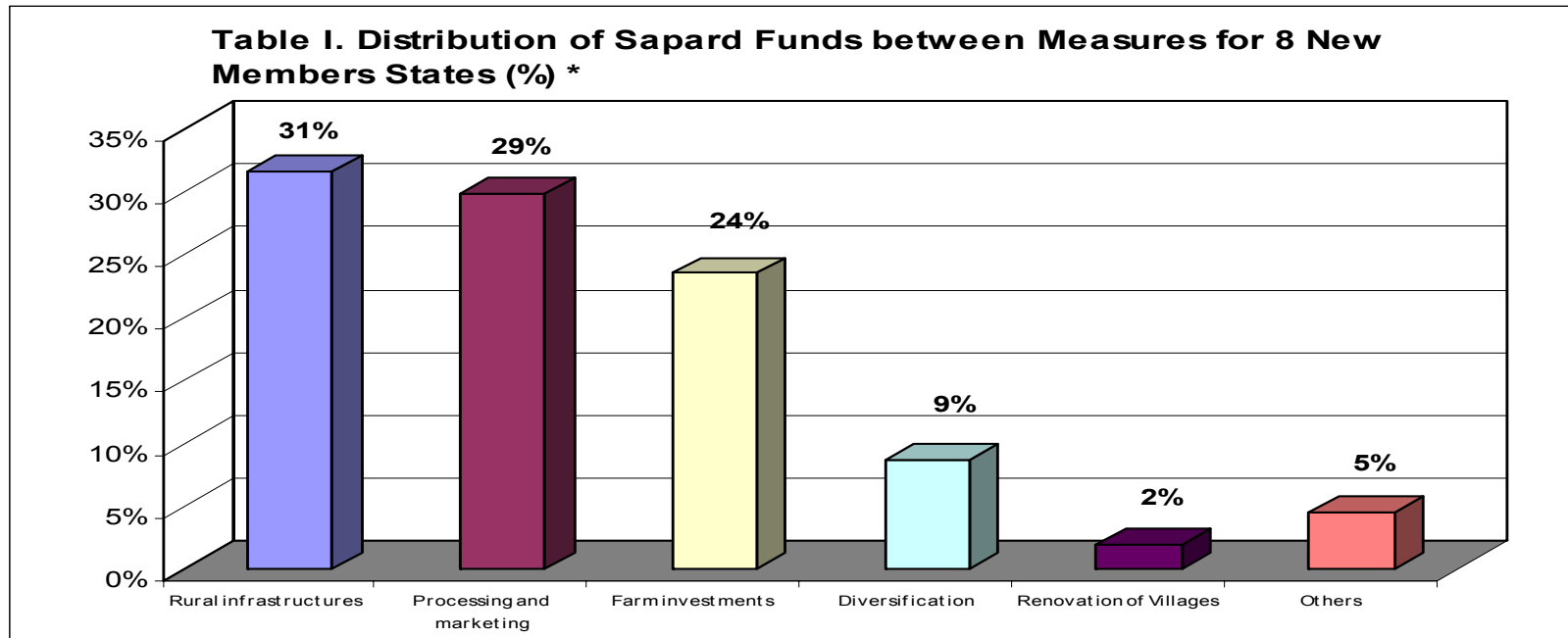
**Table VI: Number of Projects Contracted with Final Beneficiaries**



**Table VII. Amounts Contracted to Projects (Mio EUR)**

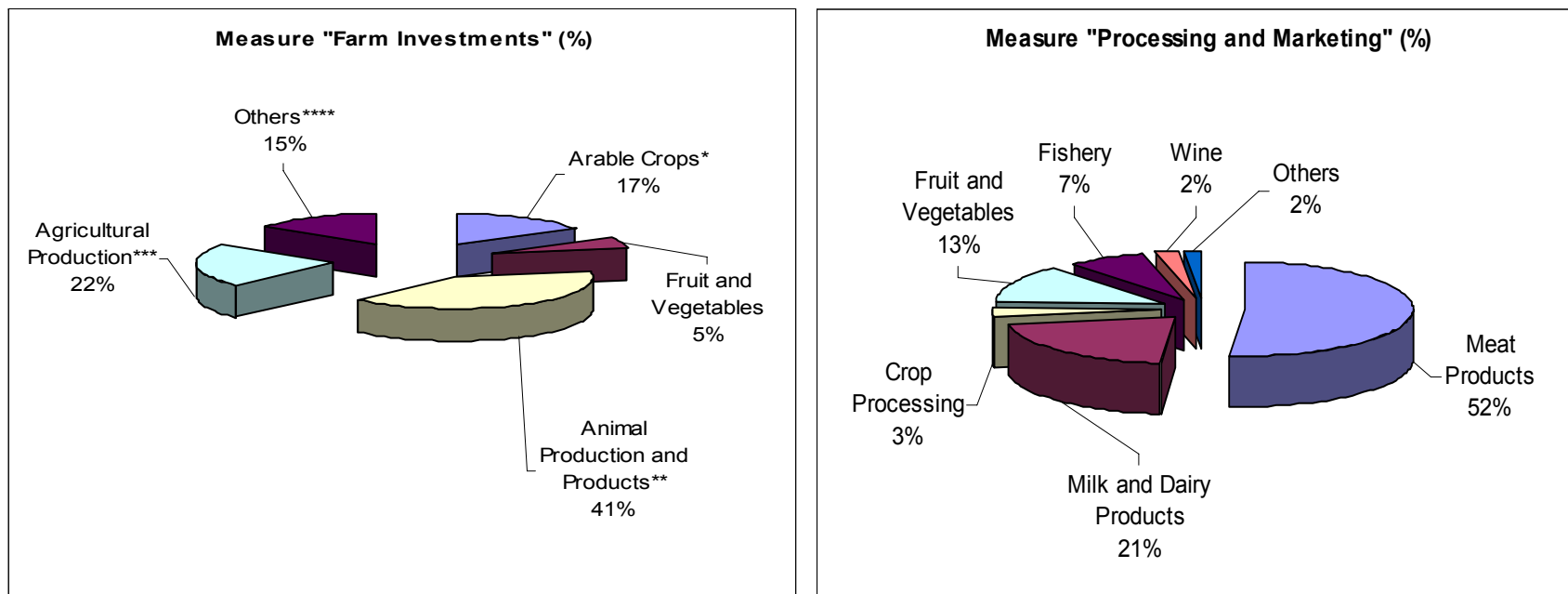


**ANNEX C.1 – Distribution of Sapard Funds between Measures for eight New Members States**



\* Based on Financial Tables for the SAPARD Rural Development Plans in force on 31.12.2005.

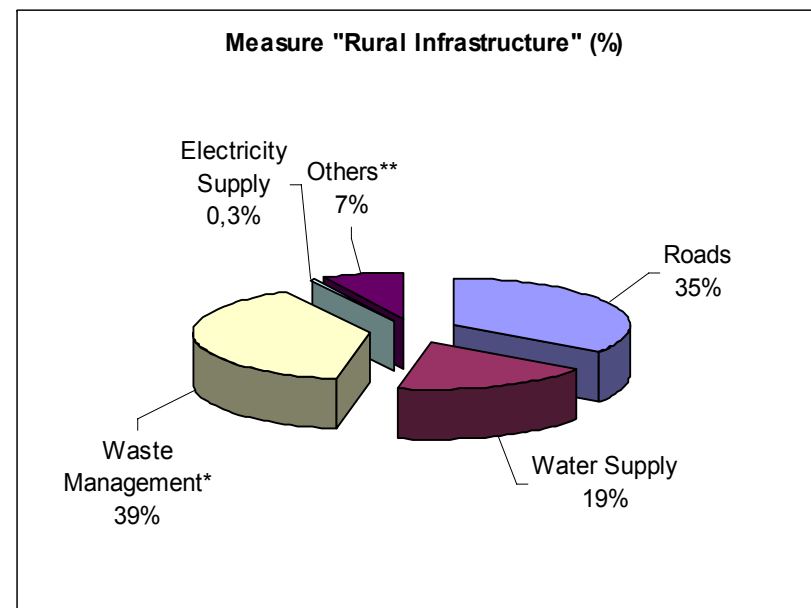
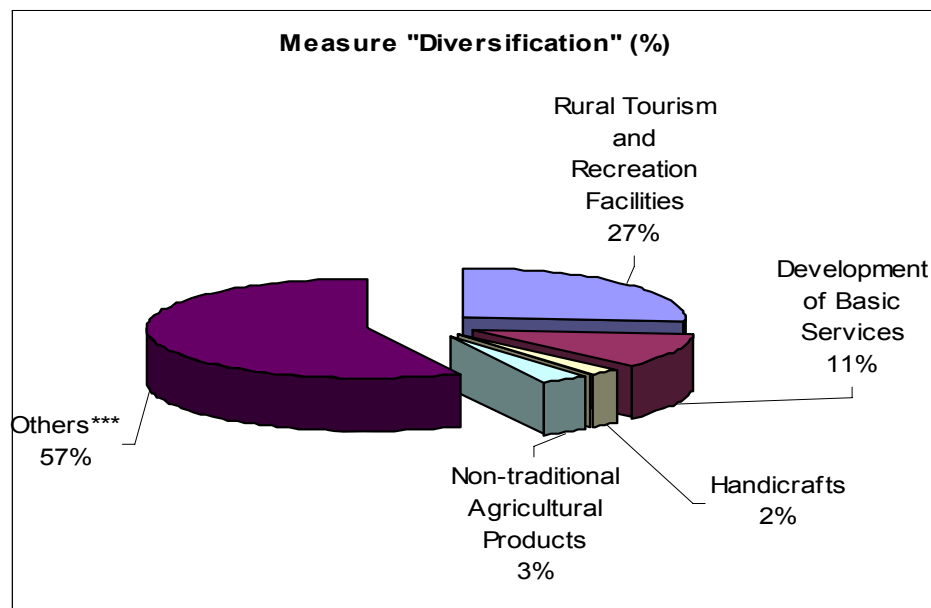
**ANNEX C.2.1 – Amounts Contracted in eight New Members States under Farm Investment and Processing and Marketing Measures**



\* Waste Management includes sewerage networks, waste-water treatment plans, collection of classified waste, building of facilities for waste utilizing, waste water purification and disposal and solid waste management.

\*\* Others includes preparatory activities, expansion of public transport and development of technical infrastructure.

**ANNEX C.2.2 – Amounts Contracted in eight New Member States under Diversification and Rural Infrastructure Measures**



\*Arable Crops include cereals, essential-oil crops, oil crops, grain and flax.

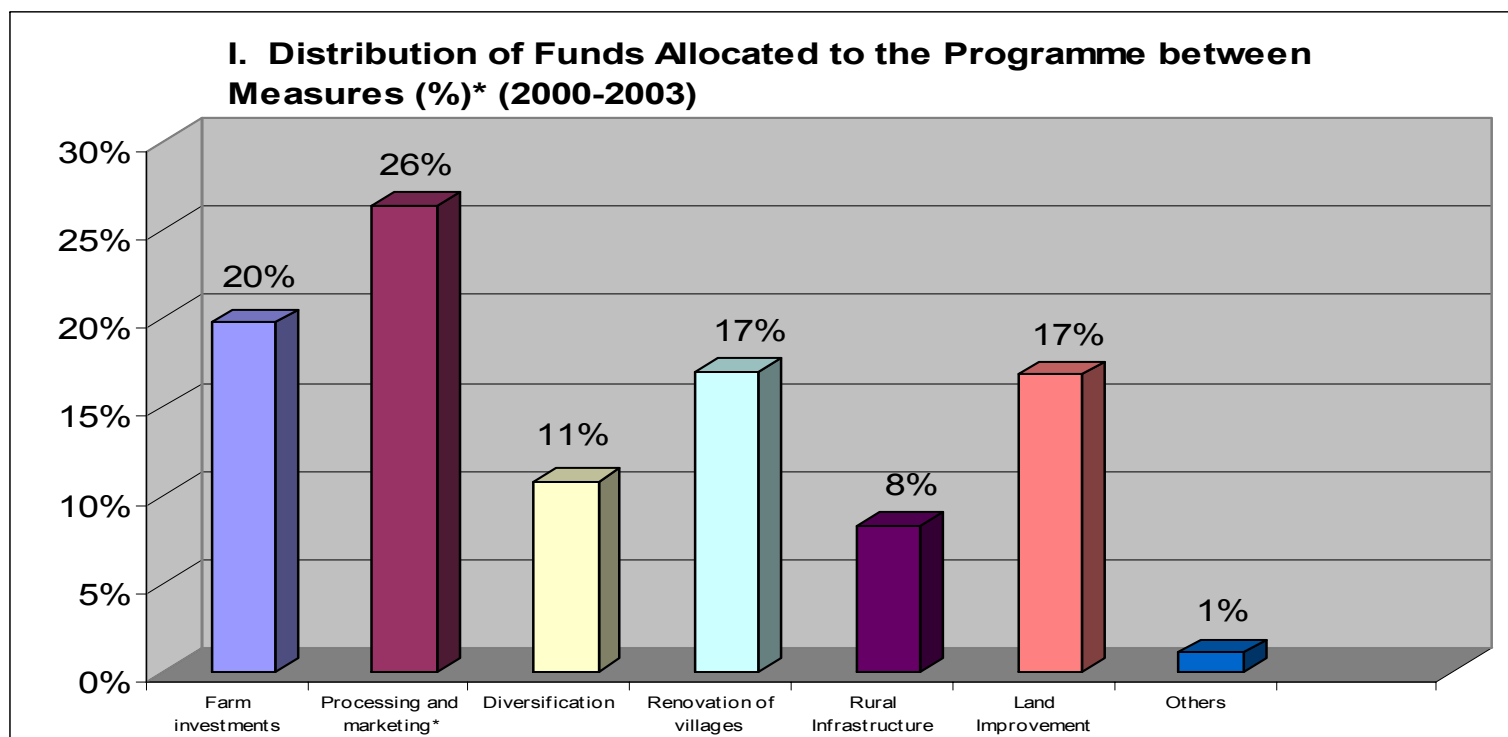
\*\*Animal Production and Products include cattle, pork, sheep, poultry, fattening, dairying and milk.

\*\*\*Agricultural Production: Investment in Agricultural Production in Poland, which includes horticultural production, other plant production, and investments connected with preparation of products for sale and extension of agricultural production profile, was included as a separate sector as a result of the manner in which was presented in Poland's monitoring tables.

\*\*\*\*Others include wine, fodder production and greenhouses.

\*\*\*Others includes crayfish and fish farming, preparatory works, development of sales facilities, markets, festivals, fairs, production of energy of alternative sources, recycling, alternative heating material, SMEs and providing additional income sources to farm households.

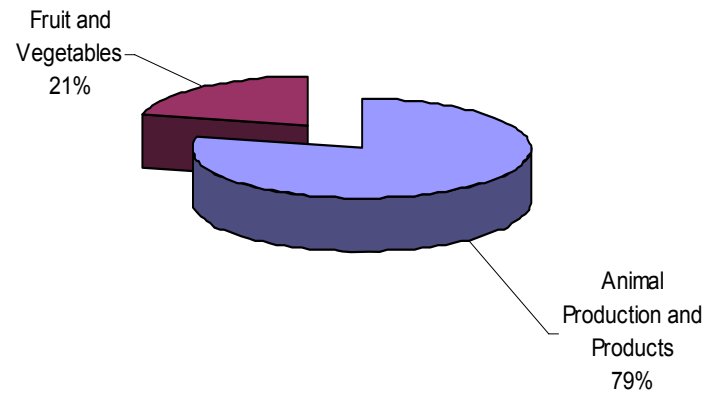
### ANNEX C.3.1 – CZECH REPUBLIC



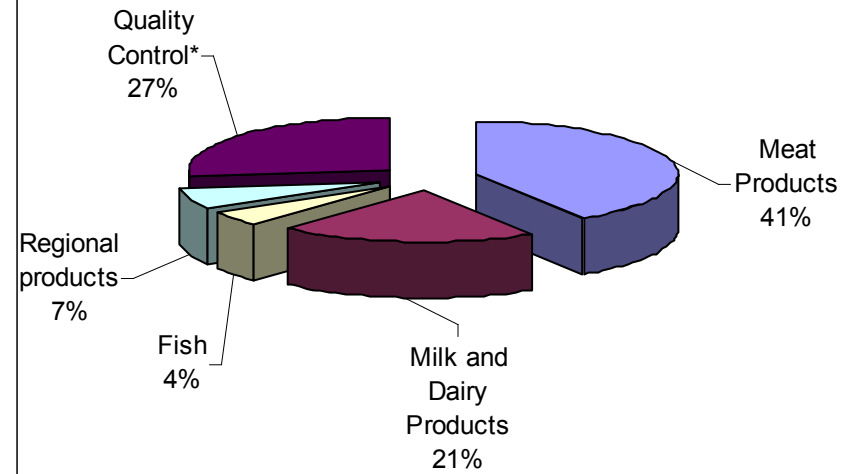
\* based on the Financial Table in force on 31.12.2005.

**ANNEX C.3.1 – CZECH REPUBLIC**

**II. Amounts Contracted under the Measure of "Farm Investments" (%)**

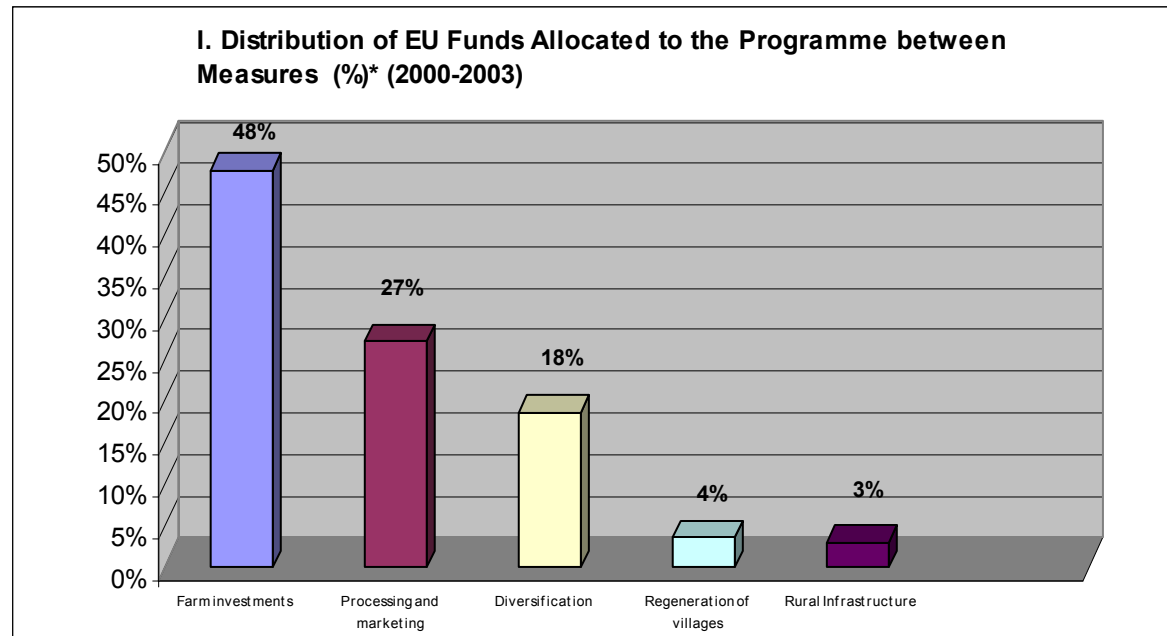


**III. Amounts Contracted under the Measure "Processing and Marketing" (Including the Measure "Quality Control") (%)**



\*Quality control includes Hazard analysis critical control points (HACCP) and system of common carcass.

### ANNEX C.3.2 – ESTONIA

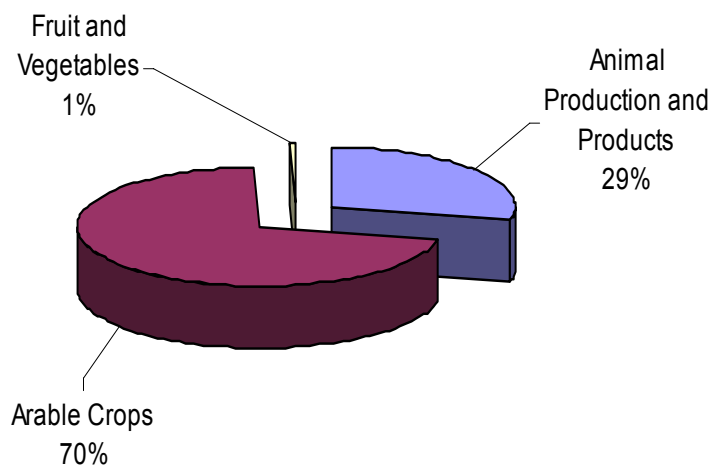


\* Based on the Financial Table in force on 31.12.2005.

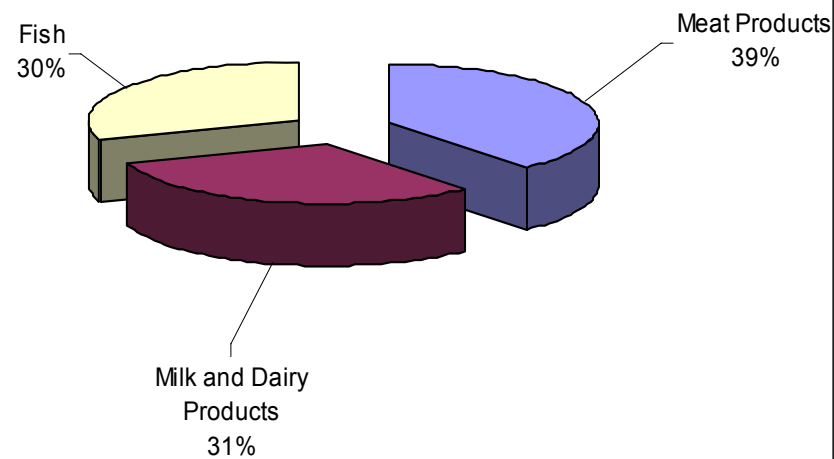


ANNEX C.3.2 – ESTONIA

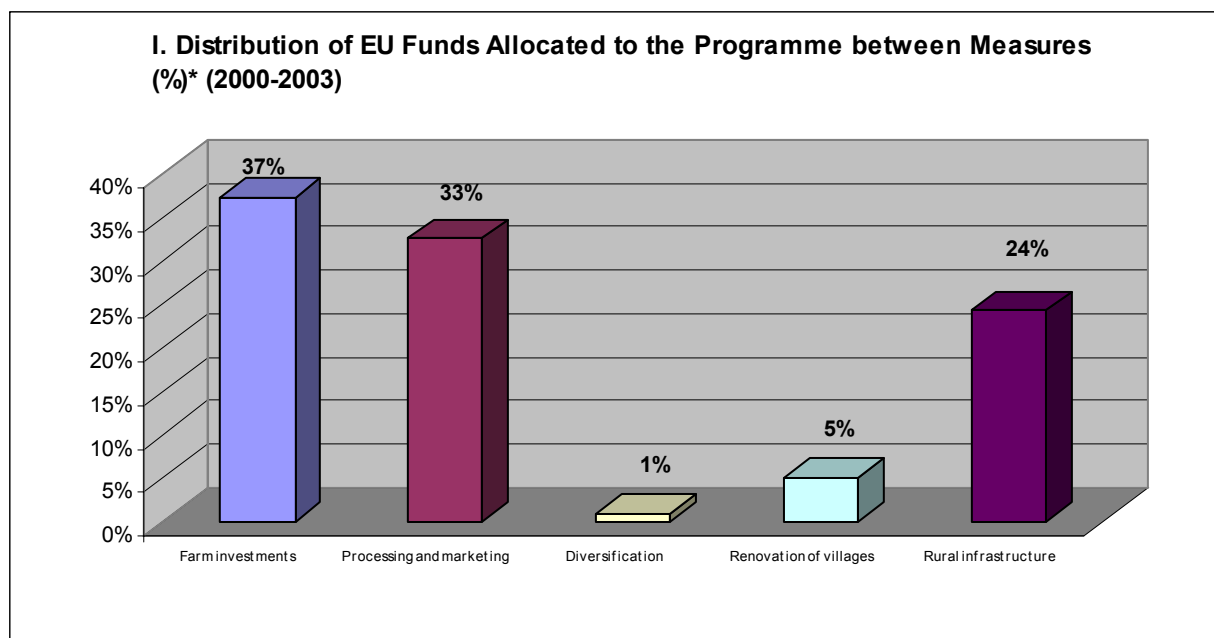
**II. Amounts Contracted under the Measure "Farm Investments" (%)**



**III. Amounts Contracted under the Measure "Processing and Marketing" (%)**




### ANNEX C.3.3 – HUNGARY



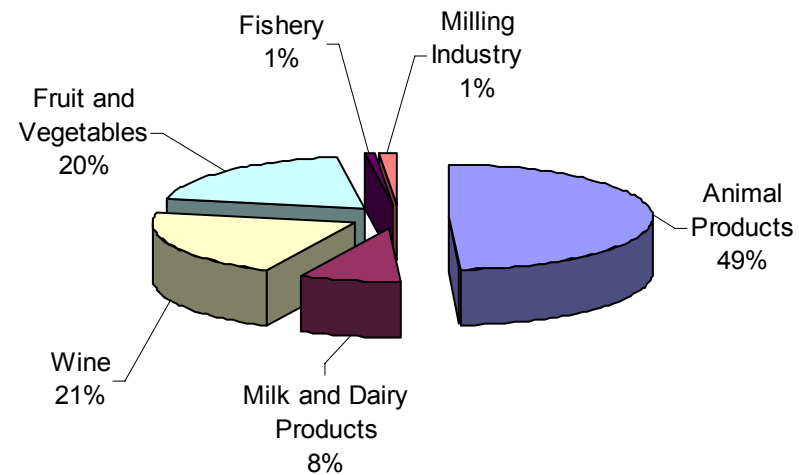
\* Based on the Financial Table in force on 31.12.2005.

### ANNEX C.3.3 – HUNGARY

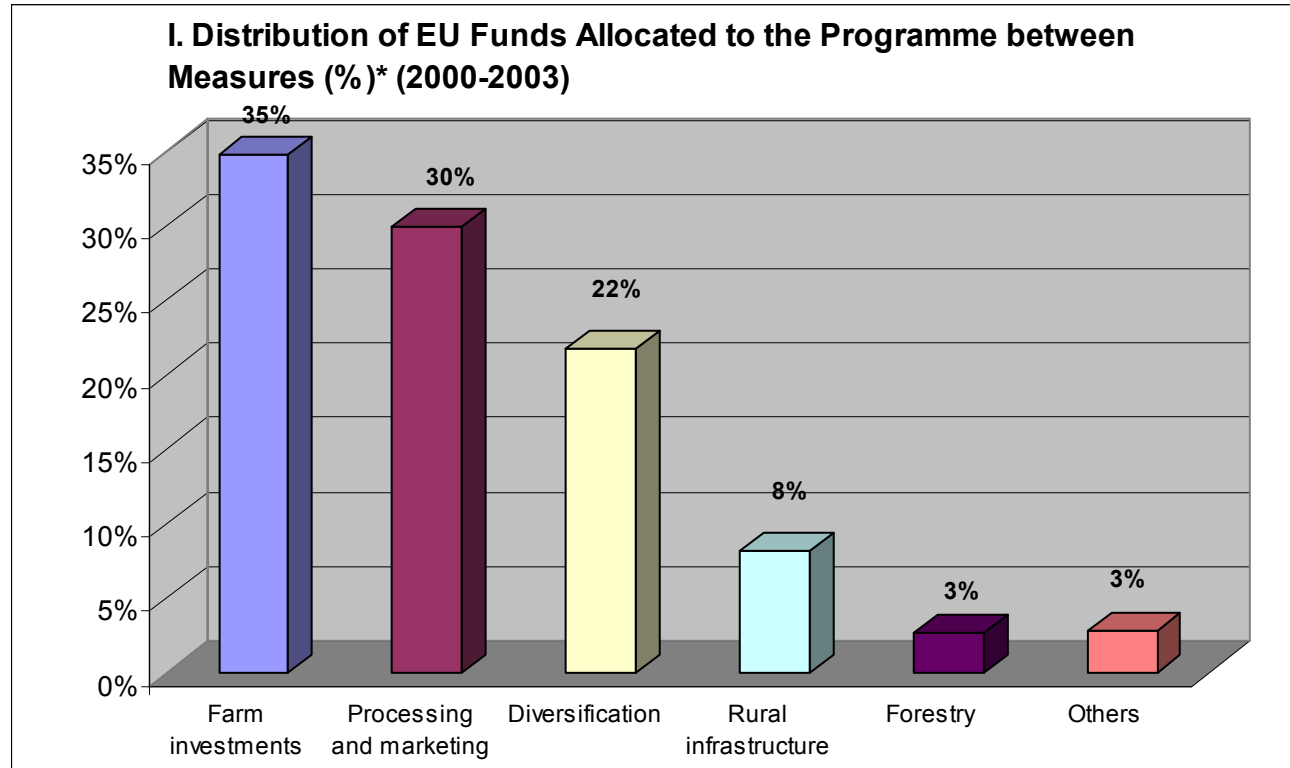
**II. Amounts Contracted under the Measure "Farm Investments" (%)**



**III. Amounts Contracted under the Measure "Processing and Marketing" (%)**



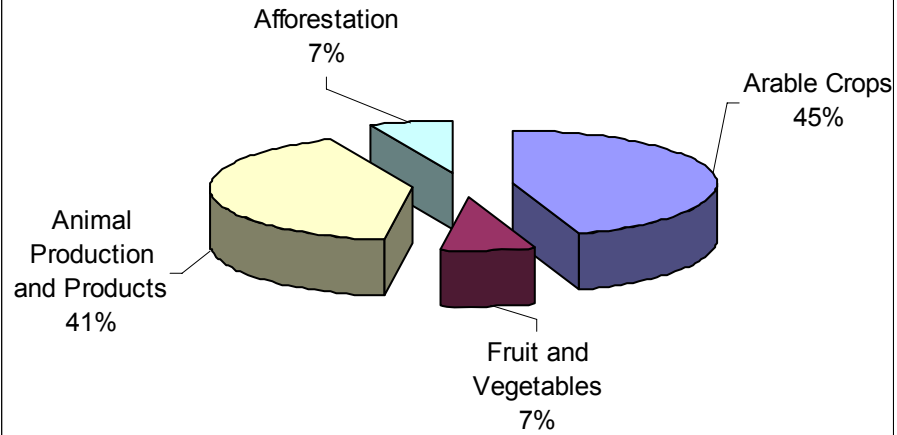
ANNEX C.3.4 – LATVIA



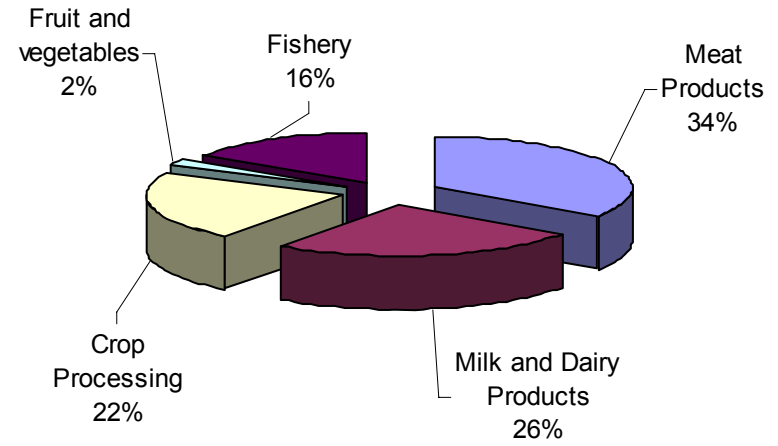
\* Based on the Financial Table in force on 31.12.2005.

**ANNEX C.3.4 – LATVIA**

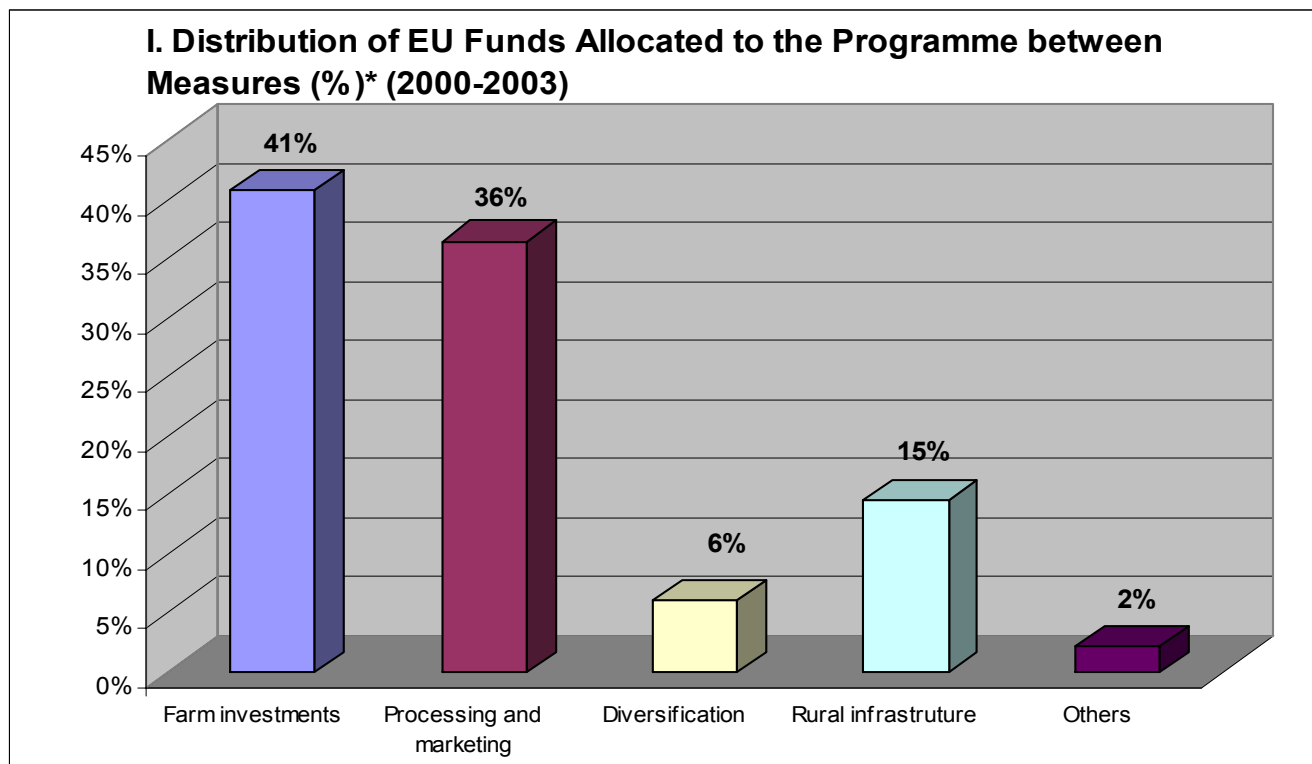
**II. Amounts Contracted under the Measure "Farm Investments" (%)**



**III. Amounts Contracted under the Measure "Processing and Marketing" (%)**



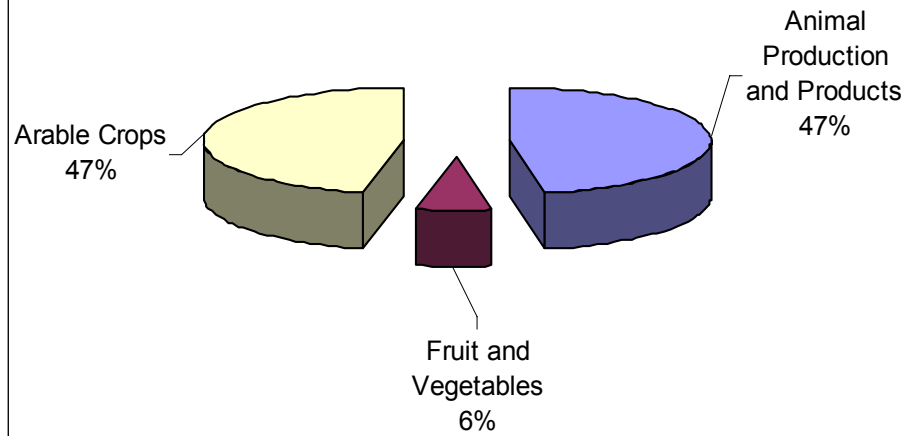
ANNEX C.3.5 – LITHUANIA



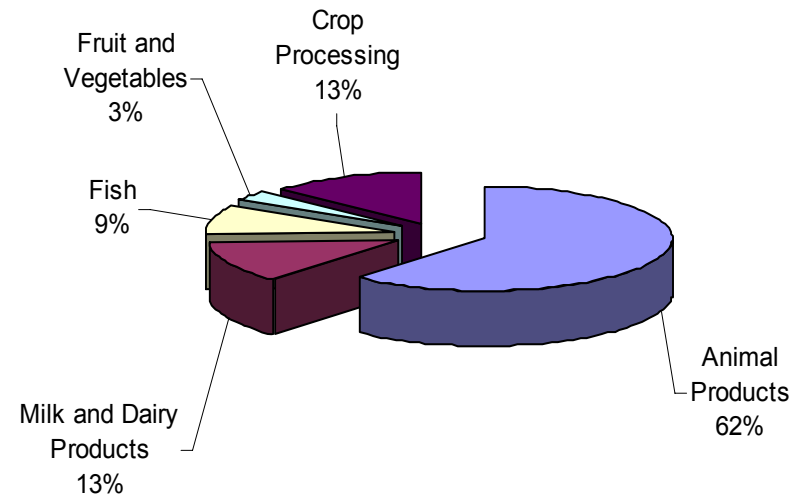
\* Based on the Financial Table in force on 31.12.2005.

**ANNEX C.3.5 – LITHUANIA**

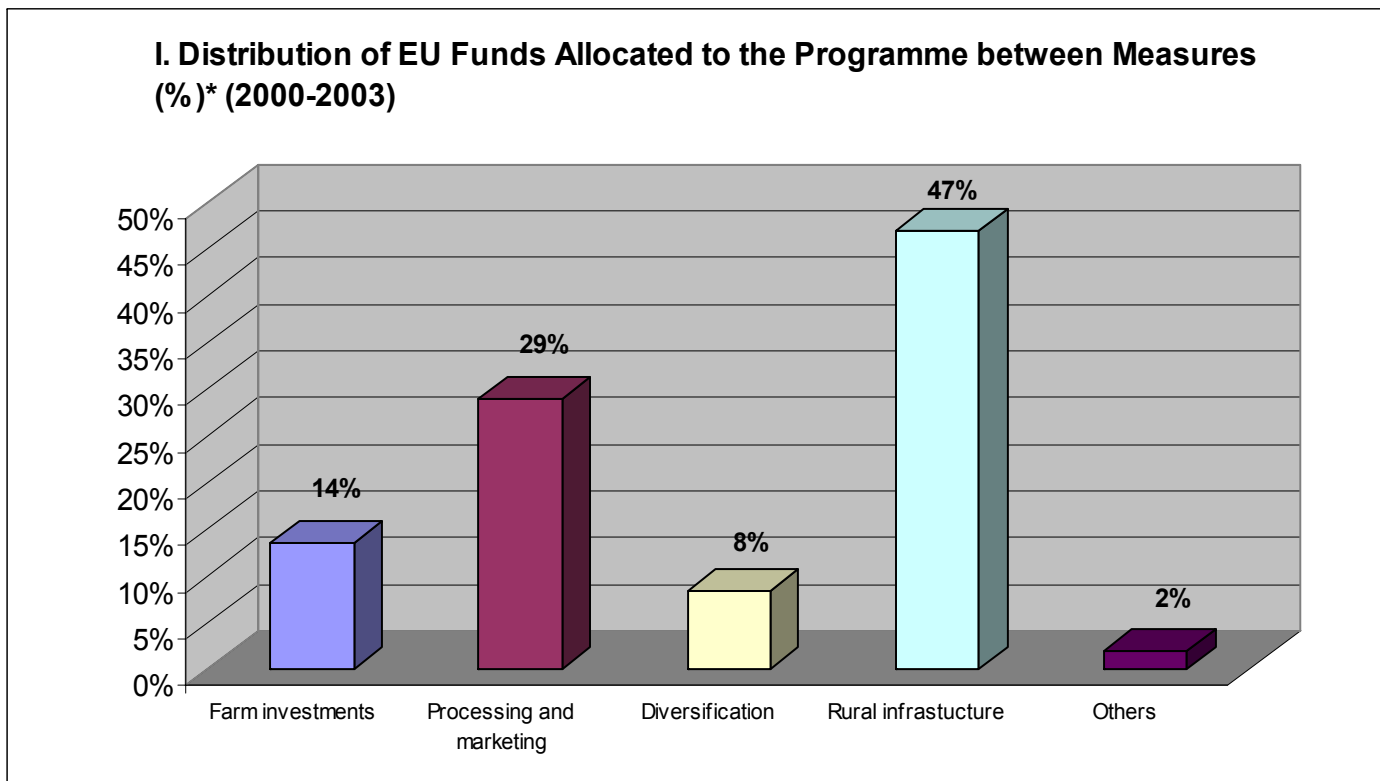
**II. Amounts Contracted under the Measure "Farm Investments" (%)**



**III. Amounts Contracted under the Measure "Processing and Marketing" (%)**



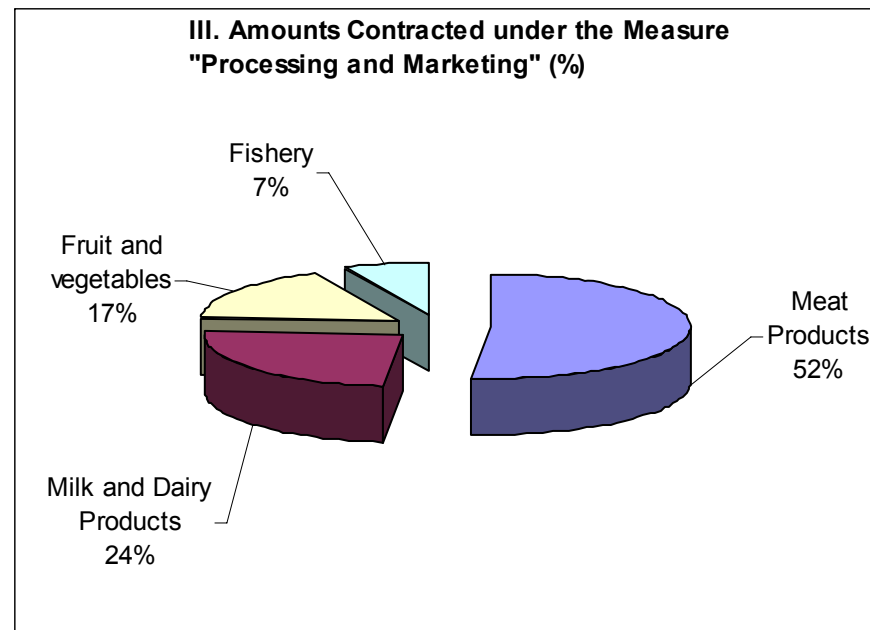
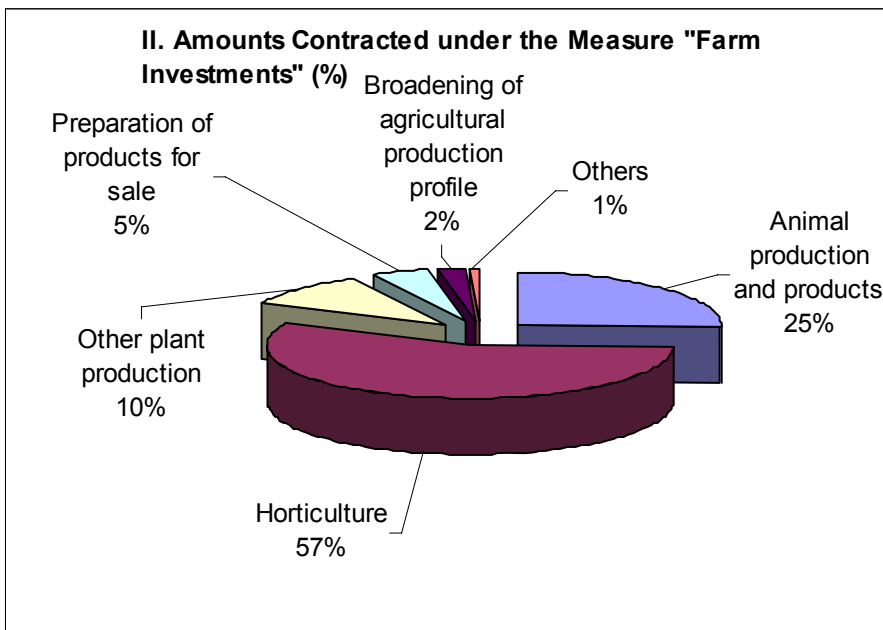
**ANNEX C.3.6 – POLAND**



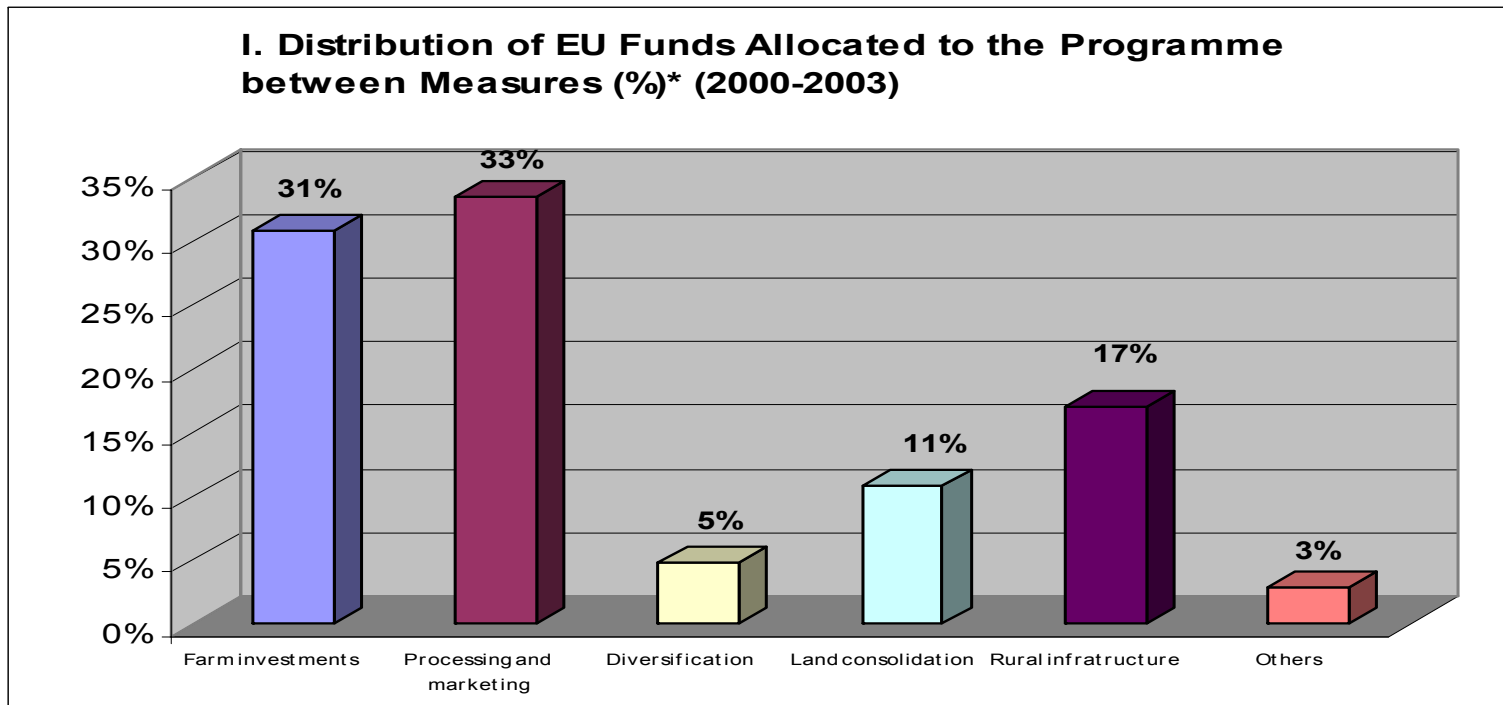
\* Based on the Financial Table in force on 31.12.2005.



**ANNEX C.3.6 – POLAND**



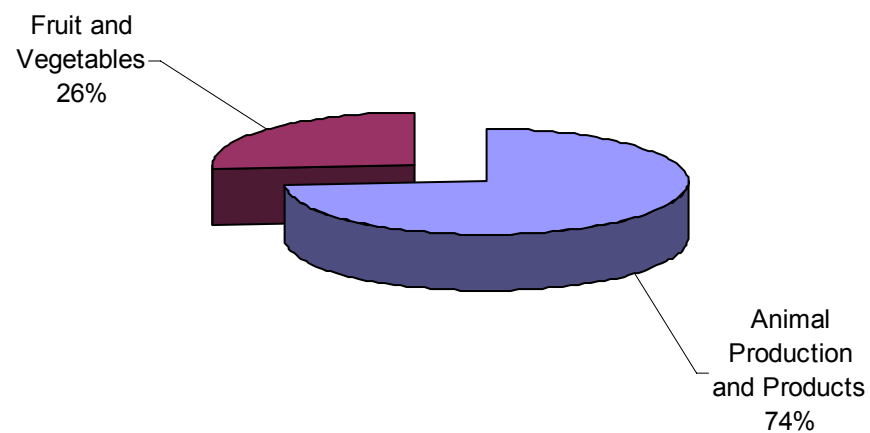
**ANNEX C.3.7 – SLOVAKIA**



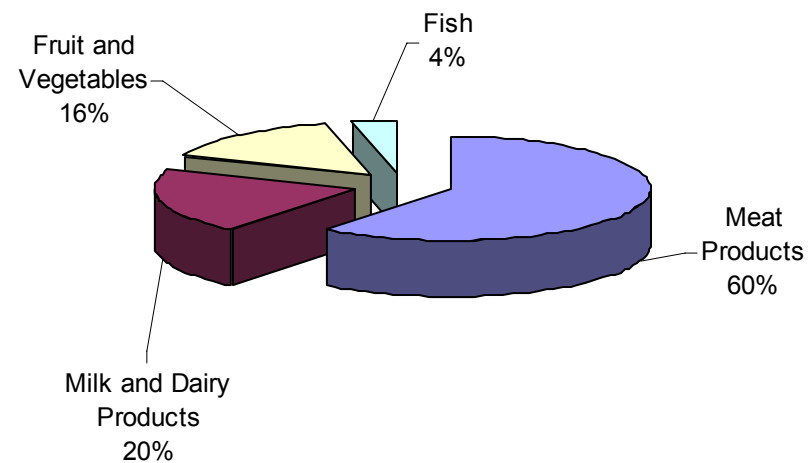
\* Based on the Financial Table in force on 31.12.2005.

**ANNEX C.3.7 – SLOVAKIA**

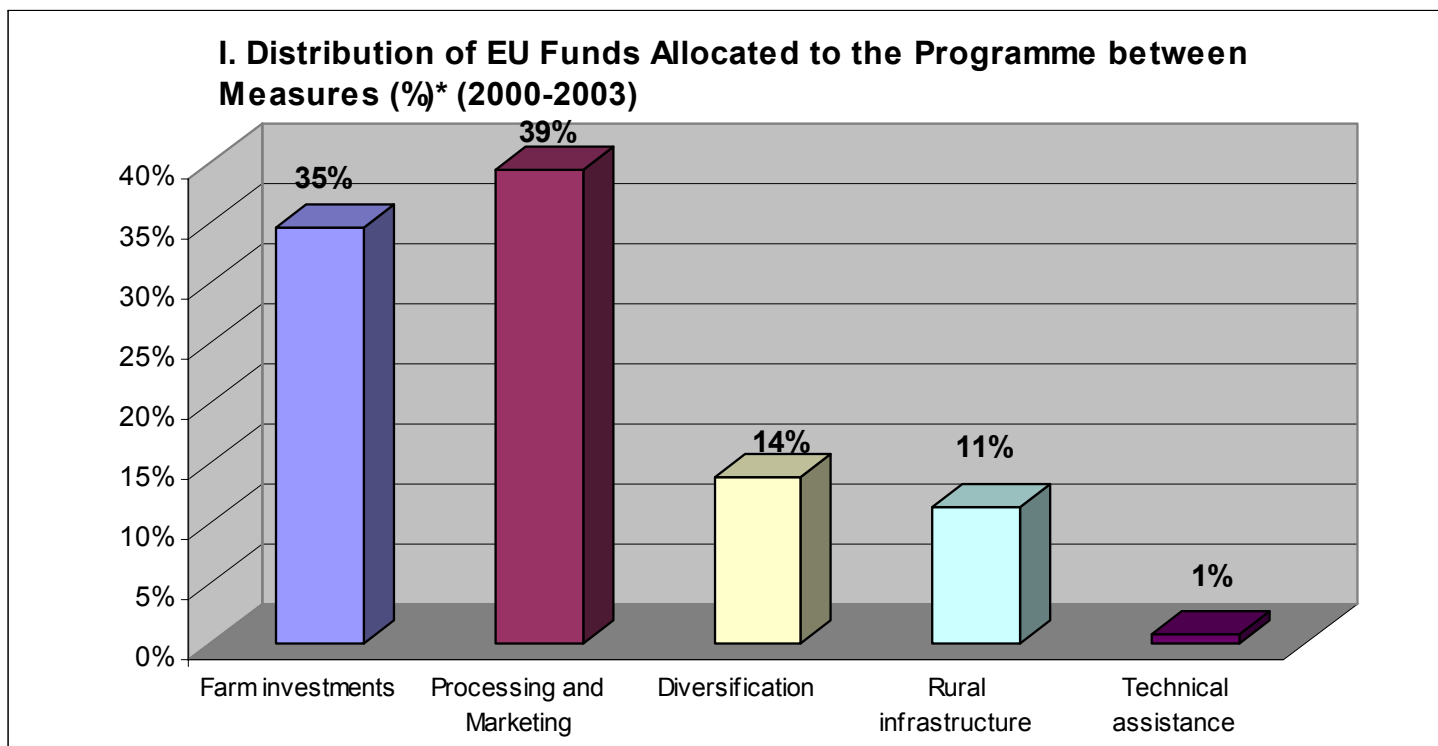
**II. Amounts Contracted under the Measure "Farm Investments" (%)**



**III. Amounts Contracted under the Measure "Processing and Marketing" (%)**



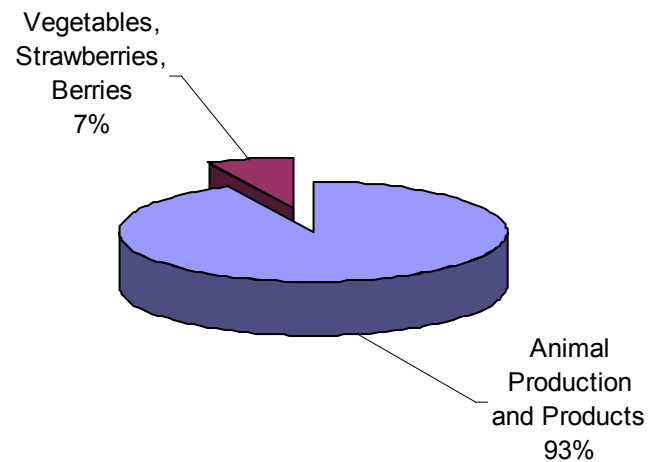
**ANNEX C.3.8 – SLOVENIA**



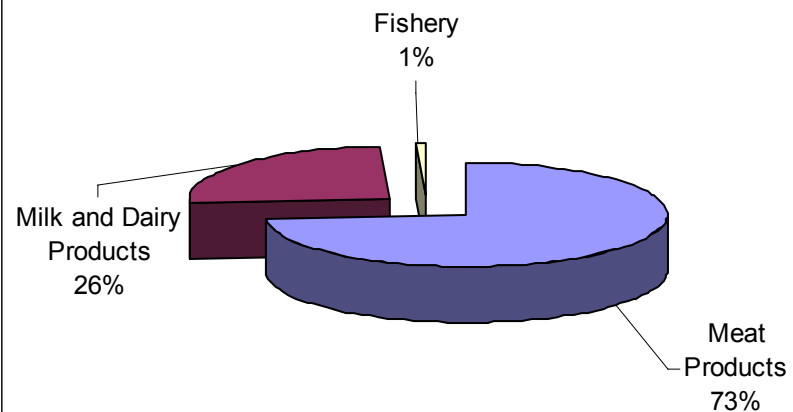
\* Based on the Financial Table in force on 31.12.2005.

**ANNEX C.3.8 – SLOVENIA**

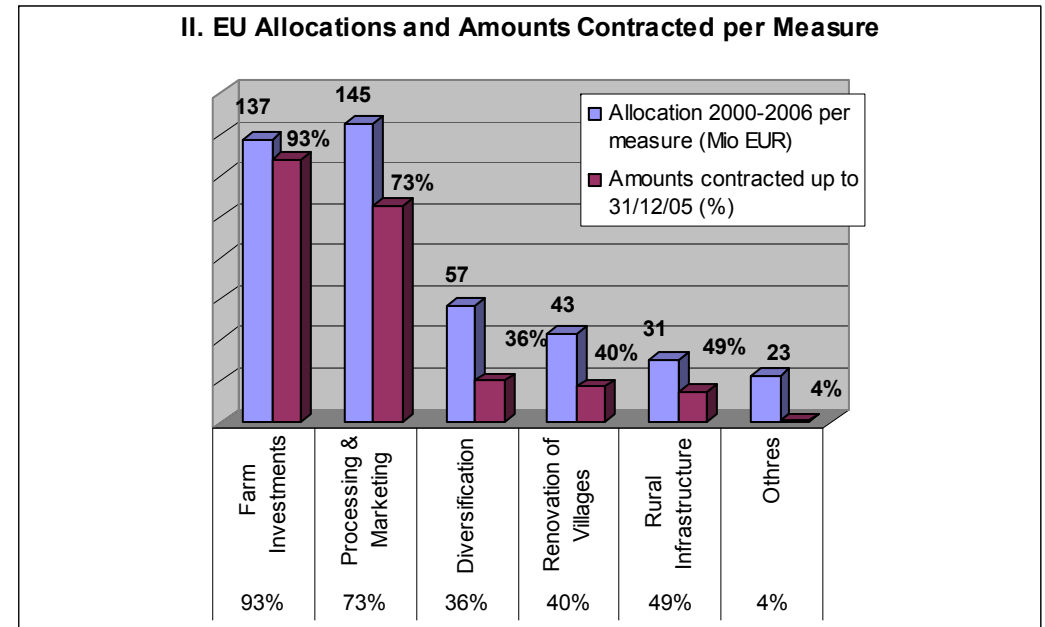
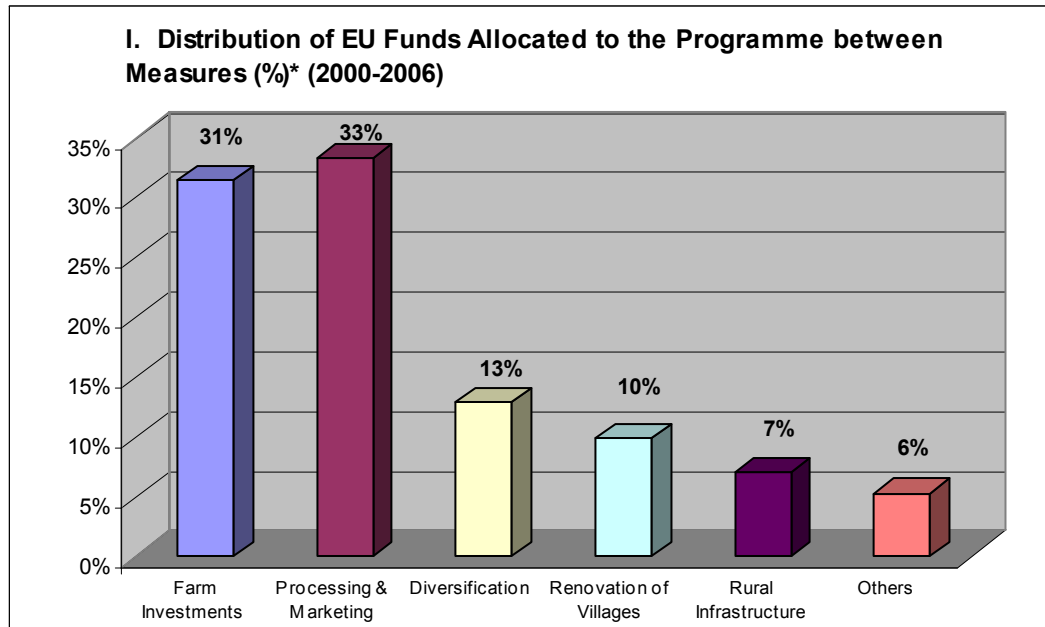
**II. Amounts Contracted under the Measure "Farm Investments"**



**III. Amounts Contracted under the Measure "Processing and Marketing" (%)**



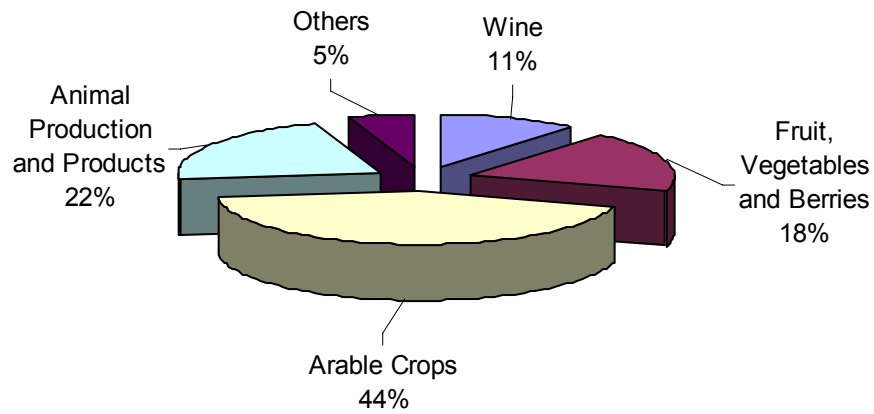
## ANNEX C.3.9 – BULGARIA



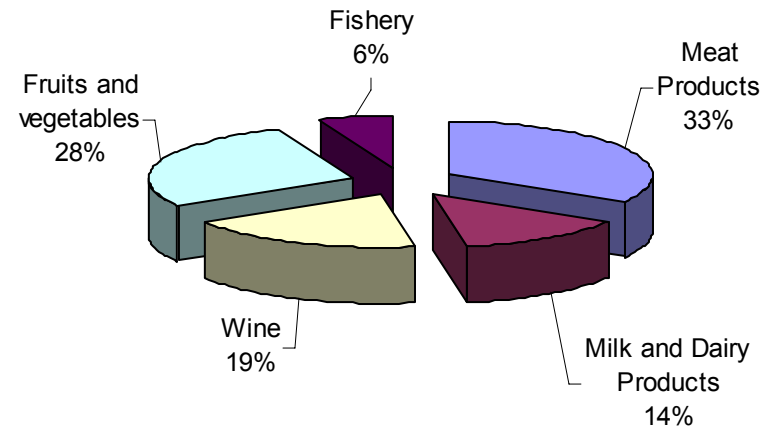
\* Based on the Financial Table in force on 31.12.2005.

**ANNEX C.3.9 – BULGARIA**

**I. Amounts Contracted under the Measure "Farm Investments" (%)**

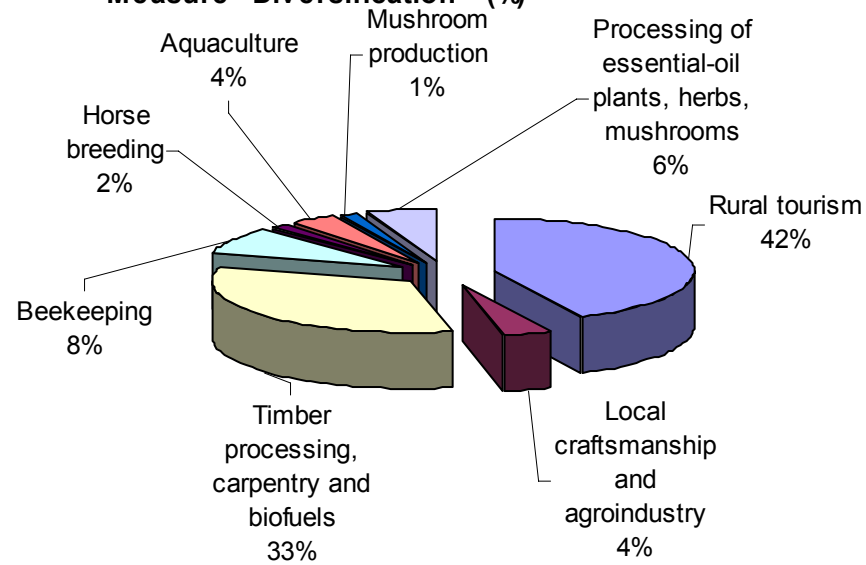


**II. Amounts Contracted under the Measure "Processing and Marketing" (%)**

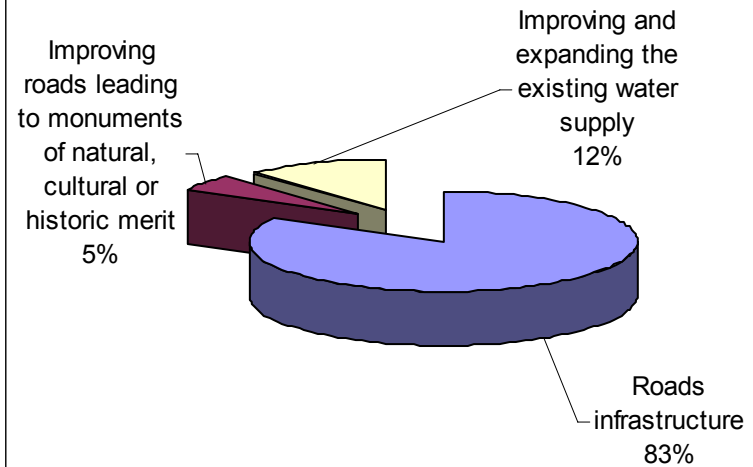


### ANNEX C.3.9 – BULGARIA

**III. Amounts Contracted in Bulgaria under the Measure "Diversification" (%)**

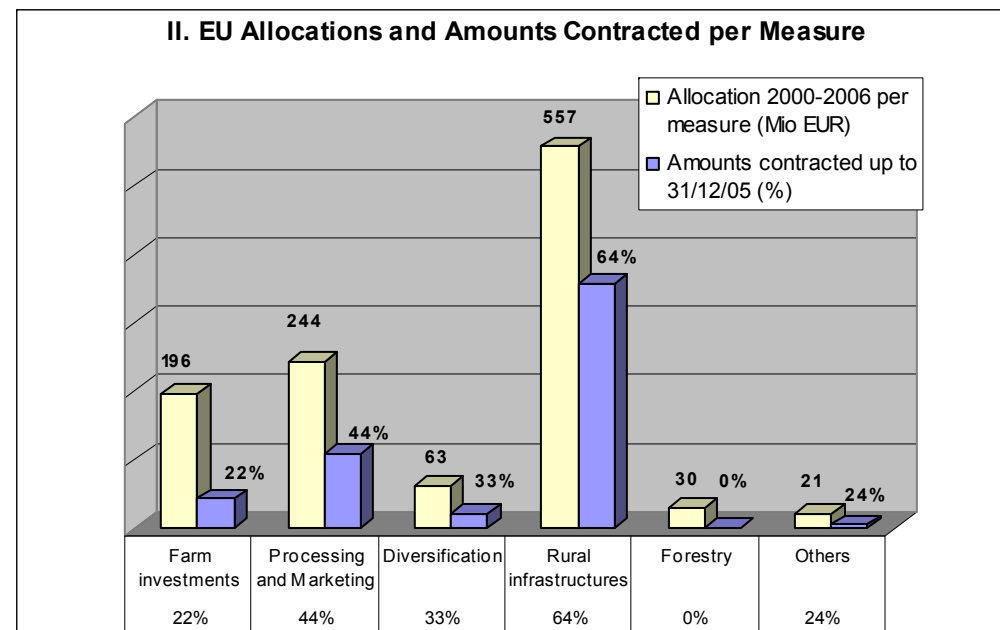
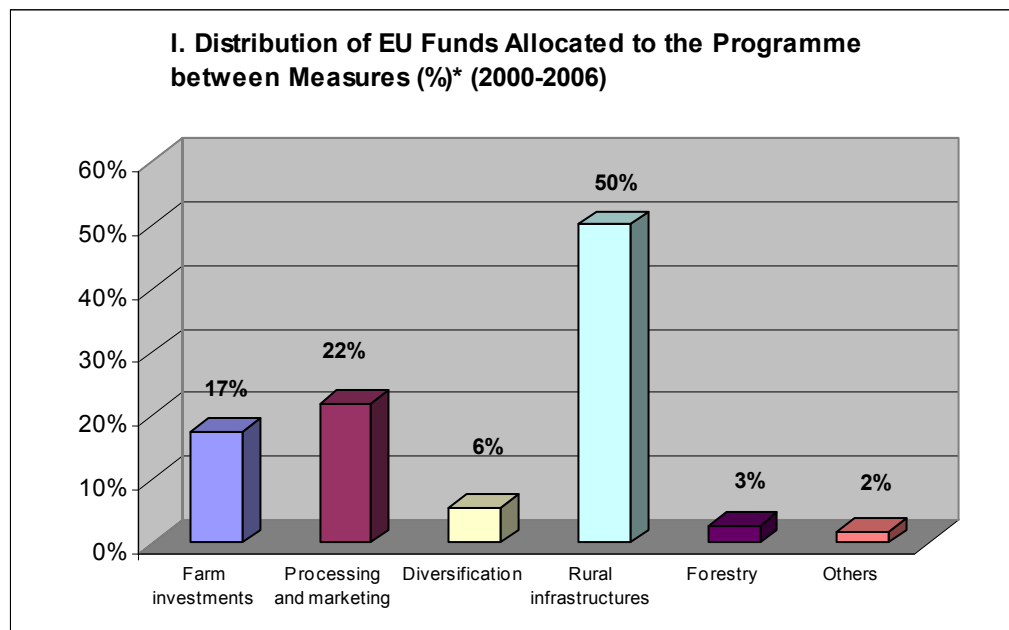


**IV. Amounts Contracted in Bulgaria under the Measure "Rural Infrastructure" (%)**





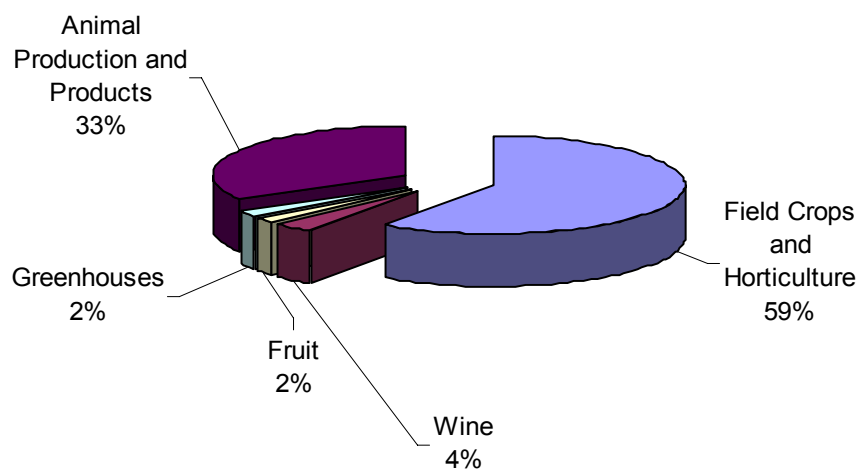
### ANNEX C.3.10 – ROMANIA



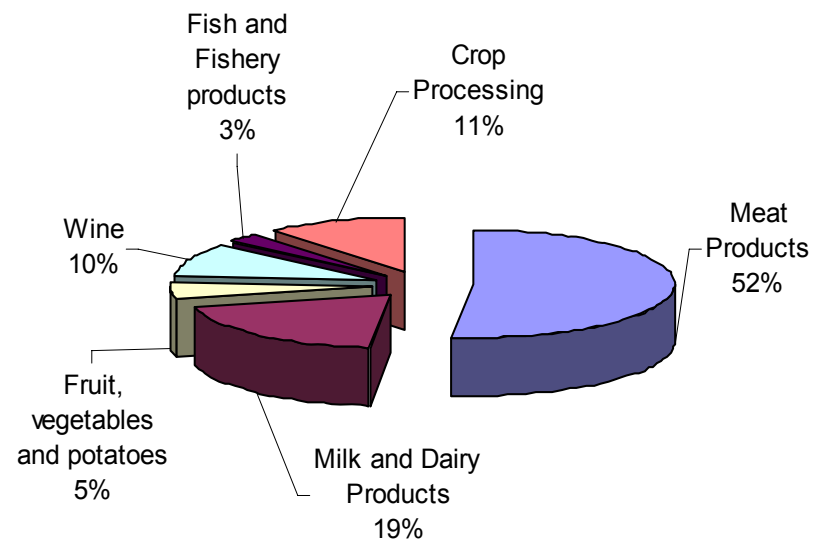
\* Based on Finance Table in force on 31.12.2005

**ANNEX C.3.10 – ROMANIA**

**I. Amounts Contracted under the Measure "Farm Investments" (%)**

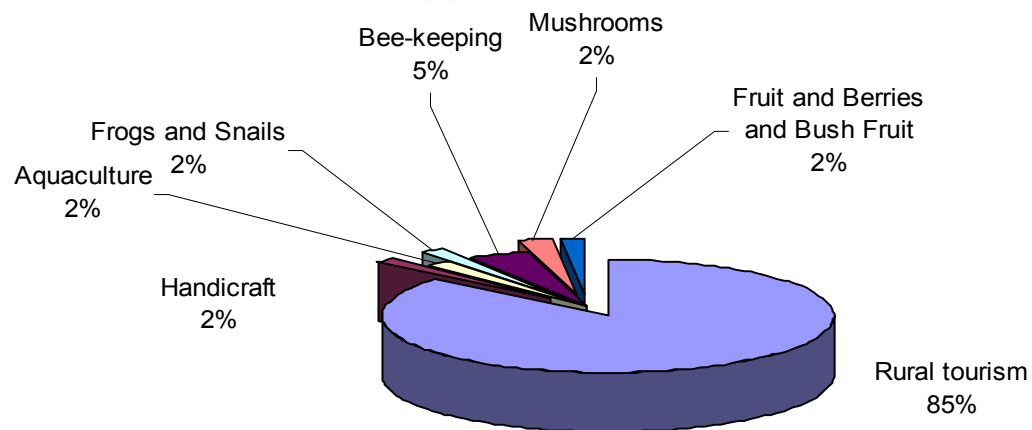


**II. Amounts Contracted under the Measure "Processing and Marketing" (%)**

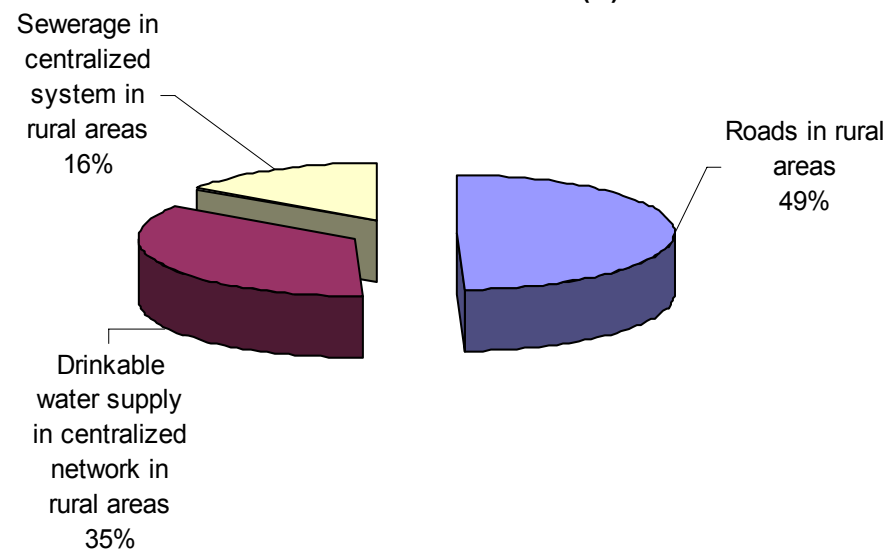


### ANNEX C.3.10 – ROMANIA

**III. Amounts Contracted in Romania under the Measure "Diversification" (%)**



**IV. Amounts Contracted in Romania under the Measure "Rural Infrastructure" (%)**



**ANNEX D – Modifications of Sapard programmes**

	<i>Bulgaria</i>	<i>Czech Rep.</i>	<i>Estonia</i>	<i>Hungary</i>	<i>Latvia</i>	<i>Lithuania</i>	<i>Poland</i>	<i>Romania</i>	<i>Slovakia</i>	<i>Slovenia</i>
Commission Decision approving the Sapard programme on:	20.10.2000	26.10.2000	17.11.2000	18.10.2000	25.10.2000	27.11.2000	18.10.2000	12.12.2000	17.11.2000	27.10.2000
<b>1<sup>ST</sup> modification of the programmes adopted by the Commission on</b>	21.05.2002	26.02.2002	19.12.2002	26.11.2002	28.11.2001	23.12.2002	22.04.2002	11.07.2002	5.03.2002	24.11.2003
<b>2<sup>ND</sup> modification of the programmes adopted by the Commission on</b>	27.05.2003	12.04.2002	13.02.2004	21.08.2003	31.07.2002	09.09.2003	05.12.2002	27.5.2003	31.07.2002	20.7.2005
<b>3<sup>RD</sup> modification of the programmes adopted by the Commission on</b>	23.12.2004	31.07.2002	12.07.2005	25.02.2004	18.02.2003	27.05.2005	11.07.2003	01.08.2003	20.03.2003	
<b>4<sup>TH</sup> modification of the programmes adopted by the Commission on</b>	07.06.2005	23.12.2002		19.09.2005	17.07.2003		01.08.2003	17.09.2004	21.08.2003	
<b>5<sup>TH</sup> modification of the programmes adopted by the Commission on</b>	09.09.2005	14.07.2005			13.02.2004		13.02.2004	04.07.2005	13.02.2004	
<b>6<sup>TH</sup> modification of the programmes adopted by the Commission on</b>		23.12.2005			14.07.2005		03.11.2004		09.09.2005	

## ANNEX E – Conferral of Management

Measures included in the Commission Decisions already taken conferring the management of aid for the Applicant Country concerned (C)																				
Measures for which the national accreditation has been granted (N)																				
Measures for which the Applicant Country has requested national accreditation (NR)																				
Measures not included in the SAPARD programme approved for Applicant Country concerned: <span style="background-color: #cccccc; display: inline-block; width: 100px; height: 1em;"></span>																				
(percentage of EU contribution allocated to the programmes (2000-2006) at 2000 prices according to the original approved programme)																				
situation on: 22/08/2005																				
Measures according to Article 2 of Reg. 1268/1999(1)	BULGARIA		CZECH		ESTONIA		HUNGARY		LATVIA		LITHUANIA		POLAND		ROMANIA		SLOVAK		SLOVENIA	
- Investment in agricultural holdings	31%	1stC	16%	1stC	43%	1stC	28%	1stC	23%	1stC	47%	1stC	18%	1stC	15%	2ndC	28%	1stC	35%	1stC
- Processing & marketing of agriculture and fishery products	24%	1stC(4)	17%	1stC	18%	1stC	21%	1stC	26%	1stC	21%	1stC	38%	1stC	17%	1stC	26%	1stC	40%	1stC
- Structures for quality, veterinary controls, foodstuffs and cons.			9%	1stC											3%	N				
- Environmentally friendly agricultural practices	2%		3%	2ndC	2%		4%		4%		1%		2%		2%	N	3%	2ndC		
- Diversification of activities, providing altern. income	6%	1stC	16%	1stC	18%	1stC	16%	2ndC	24%	1stC	8%	1stC	11%	2ndC	10%	2ndC	11%	1stC(3)	14%	1stC
- Setting up farm relief and farm management services																				
- Setting up Producer groups	1%	2ndC					7%								2%	N	5%	2ndC		
- Renovation and develop. of villages, protect. of rural heritage	8%	2ndC	11%	1stC(2)	4%	2ndC	9%	2ndC												
- Land improvement and reparation			20%	1stC					2%								10%	1stC		
- Establish and updating of land registers																				
- Vocational training	4%	2ndC	2%	3rdC			2%		4%	1stC	2%	1stC	2%	1stC	5%	2ndC	2%	2ndC		
- Rural infrastructures	6%	2ndC	5%	1stC(2)	12%	1stC	12%	1stC	12%	1stC	16%	1stC	28%	1stC	28%	1stC	4%	2ndC(3)	10%	1stC
- Agricultural water resources management	6%														3%					
- Forestry, afforestation, investm., processing/market.	8%	2ndC			1%				3%	1stC	3%	2ndC			10%	N	8%	1stC		
- Technical Assistance	4%	2ndC	1%	1stC	2%		1%	1stC	2%	2ndC	2%	2ndC	1%	1stC	5%	1stC	3%	2ndC	1%	2ndC
<b>TOTAL Programme</b>	<b>100%</b>	<b>11</b>	<b>100%</b>	<b>9(2)</b>	<b>100%</b>	<b>8</b>	<b>100%</b>	<b>9</b>	<b>100%</b>	<b>9</b>	<b>100%</b>	<b>8</b>	<b>100%</b>	<b>7</b>	<b>100%</b>	<b>11</b>	<b>100%</b>	<b>9 (3)</b>	<b>100%</b>	<b>5</b>
<b>or measures for which conferral of management has been granted</b>	<b>92%</b>	<b>9</b>	<b>100%</b>	<b>9(2)</b>	<b>95%</b>	<b>5</b>	<b>62%</b>	<b>4</b>	<b>94%</b>	<b>7</b>	<b>99%</b>	<b>7</b>	<b>98%</b>	<b>6</b>	<b>80%</b>	<b>6</b>	<b>100%</b>	<b>9(3)</b>	<b>100%</b>	<b>5</b>
Receipt of first accreditation package	18/12/2000		13/11/2001		5/02/2001		1/10/2002		27/06/2001		24/07/2001		20/09/2001		12/06/2002		7/01/2002		28/09/2001	
Date of Commission Decision conferring the management of aid (1st C)	14/05/2001		15/04/2002		15/06/2001		26/11/2002		6/12/2001		26/11/2001		2/07/2002		31/07/2002		15/04/2002		19/11/2001	
Receipt of second accreditation package	28/01/2003		16/10/2002		7/08/2003		25/11/2003		17/4/2003		3/03/2003		14/06/2003		7/07/2003		31/03/2003		16/09/2003	
Date of Commission Decision conferring the management of aid (2nd C)	14/08/2003		19/02/2003		13/02/2004		27/04/2004		24/09/2003		9/10/2003		14/11/2003		5/12/2003		14/08/2003		2/04/2004	
Receipt of third accreditation package			16/01/2003												22/08/2005					
Date of Commission Decision conferring the management of aid (3rd C)			1/08/2003																	

(1) - the exact name of the measure in the relevant programme may be different from the names of the measure listed.

(2) - in Czech Republic both measures (Renovation of villages + infrastructures) are included in their Measure 2.1: Renovation of villages and rural infrastructure. Conferral of management includes both.

(3) - in Slovak Republic both measures (diversification + infrastructures) are included in their Measure 4: diversification of activities in rural areas. Conferral of management includes both.

(4) - in Bulgaria the conferral of management for sub-measure "Wholesale Markets" included in measure "processing and marketing" was granted on 14/08/2003 (2ndC).